

CONTENTS

INTRODUCTION	I-1
1.0 WASTE GENERATION	
Exhibit 1.1 Quantity of RCRA Hazardous Waste Generated and Number of Hazardous Waste Generators, by State, 2005	1-1
Exhibit 1.2 Rank Ordering of States Based on Quantity of RCRA Hazardous Waste and Number of Hazardous Waste Generators, 2005	1-2
Exhibit 1.3 Rank Ordering of States Based on Number of Hazardous Waste Generators	

Exhibit 3.5	Quantity of RCRA Hazardous Waste Received and Number of Receivers, by State, 2005	3-5
Exhibit 3.6	Rank Ordering of States Based on Quantity of RCRA Hazardous Waste Received and Number of Receivers, 2005	3-6
Exhibit 3.7	Rank Ordering of States Based on Number of Receiving Facilities and Quantity of RCRA Hazardous Waste Received, 2005	3-7
Exhibit 3.8	Fifty Largest RCRA Hazardous Waste Receivers in the U.S., 2005	3-8
Exhibit 3.9	Quantity of RCRA Hazardous Waste Managed, by Management Method, Limited to Waste Received from Off-Site, 2005	3-9
Exhibit 3.10	Management Method, by Quantity of RCRA Hazardous Waste Managed, Limited to Waste Received from Off-Site, 2005	3-9
Exhibit 3.11	Management Method and Quantity of RCRA Hazardous Waste Managed, by Number of Facilities, Limited to Waste Received from Off-Site, 2005	3-9

4.0 INTERSTATE SHIPMENTS AND RECEIPTS

Exhibit 4.1	RCRA Hazardous Waste Interstate Shipments and Receipts, by State, 2005	4-1
-------------	--	-----

APPENDIX A: EPA REGION - STATE MAPPING

APPENDIX B: 2005 HAZARDOUS WASTE REPORT MANAGEMENT METHOD CODES

APPENDIX C: 2005 HAZARDOUS WASTE REPORT FORM CODES

APPENDIX D: 2005 EPA HAZARDOUS WASTE CODES

APPENDIX E: STATE GUIDANCE

I

¹The term "State" includes the District of Columbia, Puerto Rico, Guam, the Navajo Nation, the Trust Territories, and the Virgin Islands, in addition to the 50 United States.



TEXAS
LOUISIANA
OHIO
MISSISSIPPI
ILLINOIS
KENTUCKY
NEW YORK
JDANA



	Rank	
--	------	--

CALIFORNIA	13	747,221
NEW YORK	7	1,124,198
OHIO	3	2,145,356
TEXAS	1	15,224,158
ILLINOIS	5	1,164,127
PENNSYLVANIA	19	360,820
MICHIGAN	20	295,807
NEW JERSEY	9	993,071
INDIANA	8	1,017,416
MASSACHUSETTS	18	372,703
WISCONSIN	28	108,327
NORTH CAROLINA	17	384,112
WASHINGTON	26	141,918
FLORIDA	22	237,078
LOUISIANA	2	5,460,262
KENTUCKY	6	1,152,075
TENNESSEE	12	776,095
CONNECTICUT	35	43,980
GEORGIA	15	480,269
SOUTH CAROLINA	25	177,734
MISSOURI	30	89,842
VIRGINIA	27	134,416
ALABAMA	11	874,749
MINNESOTA	21	249,503
KANSAS	23	229,151
ARIZONA	40	24,294
OREGON	36	40,332
ARKANSAS	16	443,735
OKLAHOMA	24	211,939
NEW HAMPSHIRE	45	6,126
IOWA	34	52,708
MISSISSIPPI	4	1,599,450
MARYLAND	37	39,715
COLORADO	29	95,475
WEST VIRGINIA	33	72,602
RHODE ISLAND	44	6,292
NEBRASKA	38	30,901
PUERTO RICO	31	87,501
MAINE	46	4,130
NEVADA	42	30,901
UTAH	32	30,901
VERMONT	47	51
DELAWARE	41	59
MONTANA	43	59
NEW MEXICO	10	(10)TjT*(41)TjT*1 8 Tf-1(34)Tj4.44 -9.6000(32)TjT*(32)TjT*
ALASKA	50	25(39)TjT*(51)TjT*1431
IDAHO	39	48
HAWAII	51	
GUAM	54	31
DISTRICT OF COLUMBIA	53	
WYOMING	48	31
SOUTH DAKOTA	52	
NORTH DAKOTA	14	
NAVAJO NATION	55	372,703
TRUST TERRITORIES	56	1088,444-9.6 1 8 Tf -9.51 8 Tf --9
VIRGIN ISLANDS	49	2461-1 8 Tf -560001 1880,48]-4.44 -9.6T]-6.72 -4 (40)Tj]T*.47Tj]T* (99344 8-7730009 8-173344-9.600093 (40)Tj]T*

	34	404040
--	----	--------

		72.Tj T* () 72.Tj -4.0 -9.60001 T - (7)Tj T*
--	--	---

		993.0001 18H0,9.51 8 Tf --j -4.44 -92.
--	--	--

384.54031
31
25
30,901,7NTd30.Tj -629231
31
31

13.2 TO 113.2 TONS

1.1 TO 13.2 TONS

0.0 TO 1.1 TONS

OVER 111,113.2 TONS

113.2 TO 1,113.2 TONS

11,113.2 TO 111,113.2 TONS

1,113.2 TO 11,113.2 TONS



National Biennial RCRA Hazardous Waste Report: Based on 2005 Data

Exhibit 1.7 Tons of Generated Waste That Were Only Characteristic Waste, Only Listed Waste, or Both Characteristic and Listed Waste, 2005

Only Characteristic Wastes		Only Listed Wastes		Both a Characteristic and a Listed Waste	
ONLY IGNITABLE	608,709	ONLY AN F CODE	1,230,942		
ONLY CORROSIVE	3,148,080	ONLY A K CODE	2,733,055		
ONLY REACTIVE	80,370	ONLY A P CODE	163,102		
ONLY D004-17	2,277,544	ONLY A U CODE	118,498		
ONLY D018-43	5,367,205				
HAS MORE THAN ONE CHARACTERISTIC CODE	10,043,996	HAS MORE THAN ONE LISTED CODE	1,882,698		
TOTAL	21,525,905	TOTAL	6,128,295	Both Characteristic and Listed	10,689,456

Note: All quantities are in tons.

Exhibit 1.8 Tons of Generated Waste with Multiple Characteristics, That Were Multiply Listed, or Both, 2005

Only Characteristic Wastes But With Multiple Characteristics		Only Listed Wastes But Multiply Listed		Both Characteristic and Listed Wastes ¹	
HAS IGNITABLE CODE	2,808,901			IGNITABLE CODE W/ AT LEAST ONE LISTED CODE	1,926,678
HAS CORROSIVE CODE	6,293,415			CORROSIVE CODE W/ AT LEAST ONE LISTED CODE	5,069,060
HAS REACTIVE CODE	2,399,507			REACTIVE CODE W/ AT LEAST ONE LISTED CODE	2,553,393
HAS D004-17 CODE	4,268,899			D004-17 CODE W/ AT LEAST ONE LISTED CODE	3,745,489
HAS D018-43 CODE	5,916,324			D018-43 CODE W/ AT LEAST ONE LISTED CODE	5,070,162
		HAS F CODE	1,576,995	F WASTE W/ AT LEAST ONE CHARACTERISTIC CODE	4,138,093
		HAS K CODE	1,859,337	K WASTE W/ AT LEAST ONE CHARACTERISTIC CODE	8,219,628
		HAS P CODE	104,070	P WASTE W/ AT LEAST ONE CHARACTERISTIC CODE	1,475,086
		HAS U CODE	515,490	U WASTE W/ AT LEAST ONE CHARACTERISTIC CODE	3,543,952
TOTAL	10,043,996	TOTAL	1,882,698	TOTAL	10,689,456

¹Listed wastes with ignitable, corrosive, reactive, D004-17 (Toxic), or D018-43 (Toxic) characteristics respectively may have other characteristics as well. Similarly, characteristic wastes that are also F, K, P, or U listed wastes respectively may be other listed wastes as well.

Note: All quantities are in tons.
Columns do not sum to total because wastes may be included in more than one category.

Quantity of RCRA Hazardous Waste Managed and Number of RCRA Management Facilities, by State, 2005

State	Hazardous Waste Quantity			Number of Facilities		
	Rank	Tons Managed	Percentage	Rank	Number	Percentage
ALABAMA	12	955,711	2.2	20	29	1.9
ALASKA	43	33,567	0.1	44	3	0.2
ARIZONA	42	34,121	0.1	34	10	0.6
ARKANSAS	17	596,549	1.4	21	28	1.8
CALIFORNIA	3	2,083,754	4.7	1	135	8.7
COLORADO	33	105,157	0.2	26	20	1.3
CONNECTICUT	44	17,056	0.0	30	15	1.0
DELAWARE	48	534	0.0	43	5	0.3
DISTRICT OF COLUMBIA	53	0	0.0	53	0	0.0
FLORIDA	6	1,481,638	3.4	14	43	2.8
GEORGIA	15	862,647	2.0	9	52	3.4
GUAM	52	1	0.0	50	1	0.1
HAWAII	50	6	0.0	48	2	0.1
IDAHO	31	114,245	0.3	44	3	0.2
ILLINOIS	9	1,199,813	2.7	17	32	2.1
INDIANA	7	1,313,125	3.0	12	45	2.9
IOWA	47	786	0.0	25	21	1.4
KANSAS	10	1,129,142	2.6	23	25	1.6
KENTUCKY	11	1,089,239	2.5	8	53	3.4
LOUISIANA	2	5,471,449	12.5	14	43	2.8
MAINE	46	1,080	0.0	29	17	1.1
MARYLAND	32	111,112	0.3	38	8	0.5
MASSACHUSETTS	25	324,393	0.7	12	45	2.9
MICHIGAN	20	422,586	1.0	24	22	1.4
MINNESOTA	26	306,216	0.7	28	18	1.2
MISSISSIPPI	5	1,902,007	4.3	34	10	0.6
MISSOURI	23	339,520	0.8	22	26	1.7
MONTANA	45	1,256	0.0	44	3	0.2
NAVAJO NATION	53	0	0.0	53	0	0.0
NEBRASKA	41	35,012	0.1	38	8	0.5
NEVADA	37	58,939	0.1	41	7	0.5
NEW HAMPSHIRE	53	0	0.0	53	0	0.0
NEW JERSEY	14	920,655	2.1	16	38	2.5
NEW MEXICO	13	947,872	2.2	38	8	0.5
NEW YORK	8	1,200,503	2.7	2	126	8.1
NORTH CAROLINA	22	373,208	0.8	11	50	3.2
NORTH DAKOTA	18	548,066	1.2	44	3	0.2
OHIO	4	2,079,408	4.7	6	61	3.9
OKLAHOMA	27	219,642	0.5	27	19	1.2
OREGON	34	102,215	0.2	19	31	2.0
PENNSYLVANIA	19	510,014	1.2	10	51	3.3
PUERTO RICO	36	64,094	0.1	36	9	0.6
RHODE ISLAND	40	35,118	0.1	36	9	0.6
SOUTH CAROLINA	29	139,438	0.3	33	12	0.8
SOUTH DAKOTA	51	1	0.0	50	1	0.1
TENNESSEE	16	721,541	1.6	5	72	4.6
TEXAS	1	14,872,774	33.9	3	120	7.7
TRUST TERRITORIES	53	0	0.0	53	0	0.0
UTAH	24	329,301	0.7	31	13	0.8
VERMONT	21	390,607	0.9	41	7	0.5
VIRGIN ISLANDS	49	34	0.0	50	1	0.1
VIRGINIA	30	115,896	0.3	17	32	2.1
WASHINGTON	38	46,515	0.1	4	86	5.5
WEST VIRGINIA	39	36,803	0.1	31	13	0.8
WISCONSIN	35	72,586	0.2	7	57	3.7
WYOMING	28	206,910	0.5	48	2	0.1
Total		43,923,861	100.0		1,550	100.0

TEXAS
LOUISIANA
CALIFORNIA
OHIO
MISSISSIPPI
FLORIDA
INDIANA
NEW YORK
ILLINOIS
KANSAS
KENTUCKY
ALABAMA
NEW MEXICO
NEW JERSEY
GEORGIA
TENNESSEE
ARKANSAS
NORTH DAKOTA
PENNSYLVANIA
MICHIGAN
VERMONT
NORTH CAROLINA
MISSOURI
UTAH
MASSACHUSETTS
MINNESOTA
OKLAHOMA
WYOMING
SOUTH CAROLINA
VIRGINIA
IDAHO
MARYLAND
COLORADO
OREGON
WISCONSIN
PUERTO RICO
NEVADA
WASHINGTON
OREGON

3
33,500 Td 5,896

Rank	60001 Td	(32001 Td	(32001 Td	(34001 Td	(34001 Td	(3-9.60001 3
------	----------	-----------	-----------	-----------	-----------	--------------

CALIFORNIA	3	5,083,754				
NEW YORK	8	1,200,503				
TEXAS	1	14,872,774				
WASHINGTON	38	46,515				
TENNESSEE	16	721,541				
OHIO	4	2,079,408				
WISCONSIN	35	72,586				
KENTUCKY	11	1,089,239				
GEORGIA	15	862,647				
PENNSYLVANIA	19	510,014				
NORTH CAROLINA	22	373,208				
INDIANA	7	1,313,125				
MASSACHUSETTS	25	324,393				
FLORIDA	6	1,481,638				
LOUISIANA	2	5,471,449				
NEW JERSEY	14	920,655				
ILLINOIS	9	1,199,813				
VIRGINIA	30	115,896				
OREGON	34	102,215				
ALABAMA	12	955,711				
ARKANSAS	17	596,549				
MISSOURI	23	339,520				
KANSAS	10	1,129,142				
MICHIGAN	20	422,586				
IOWA	47	786				
COLORADO	33	105,157				
OKLAHOMA	27	219,642				
MINNESOTA	26	306,216				
MAINE	46	1,080				
CONNECTICUT	44	17,056				
UTAH	24	329,301				
WEST VIRGINIA	39	36,803				
SOUTH CAROLINA	29	139,438				
ARIZONA	42	34,121				
MISSISSIPPI	5	1,902,007				
PUERTO RICO	36	64,094				
RHODE ISLAND	40	35,118				
MARYLAND	32	111,112				
NEBRASKA	41	35,012				
NEW MEXICO	13	947,872				
NEVADA	37	58,939				
VERMONT	21	390,607				
DELAWARE	48	534				
ALASKA	43	33,567				
IDAHO	31	114,2Td	(.E 114,2Td	0 -9.60001 6E114,2T548,064,2Td20019.6000		
MONTANA	45	8				
NORTH DAKOTA	18	1				
HAWAII	50					
WYOMING	28	5				
GUAM	52	5				
SOUTH DAKOTA	51	5				
VIRGIN ISLANDS	49	53				
DISTRICT OF COLUMBIA	53					
NAVAJO NATION	53					
NEW HAMPSHIRE	53					
TRUST TERRITORIES	53					

--



Quantity of RCRA Hazardous Waste Shipped and Number of Hazardous Waste Shippers, by State, 2005

State	Hazardous Waste Quantity			Number of Shippers		
	Rank	Tons Shipped	Percentage	Rank	Number	Percentage
ALABAMA	13	210,013	2.7	23	237	1.5
ALASKA	51	1,196	0.0	46	38	0.2
ARIZONA	38	26,479	0.3	26	195	1.2
ARKANSAS	11	284,497	3.7	28	162	1.0
CALIFORNIA	3	710,785	9.2	1	2,212	13.8
COLORADO	29	53,941	0.7	34	119	0.7
CONNECTICUT	28	55,413	0.7	18	300	1.9
DELAWARE	40	14,122	0.2	43	52	0.3
DISTRICT OF COLUMBIA	53	293	0.0	50	15	0.1
FLORIDA	32	39,038	0.5	14	344	2.1
GEORGIA	8	321,356	4.2	19	293	1.8
GUAM	54	117	0.0	49	18	0.1
HAWAII	50	1,444	0.0	48	31	0.2
IDAHO	36	28,858	0.4	47	35	0.2
ILLINOIS	5	407,699	5.3	5	838	5.2
INDIANA	4	426,551	5.5	9	537	3.3
IOWA	30	52,450	0.7	31	153	1.0
KANSAS	16	132,177	1.7	25	214	1.3
KENTUCKY	14	206,322	2.7	16	330	2.1
LOUISIANA	6	385,071	5.0	14	344	2.1
MAINE	45	3,493	0.0	39	74	0.5
MARYLAND	27	58,373	0.8	33	122	0.8
MASSACHUSETTS	23	70,051	0.9	10	486	3.0
MICHIGAN	10	316,230	4.1	7	722	4.5
MINNESOTA	25	62,141	0.8	24	234	1.5
MISSISSIPPI	37	27,118	0.4	32	129	0.8
MISSOURI	22	70,091	0.9	21	253	1.6
MONTANA	43	6,008	0.1	45	39	0.2
NAVAJO NATION	55	85	0.0	54	3	0.0
NEBRASKA	34	33,649	0.4	38	83	0.5
NEVADA	39	16,639	0.2	39	74	0.5
NEW HAMPSHIRE	42	6,150	0.1	29	160	1.0
NEW JERSEY	7	322,377	4.2	8	650	4.0
NEW MEXICO	44	5,947	0.1	44	42	0.3
NEW YORK	15	195,511	2.5	3	988	6.1
NORTH CAROLINA	19	106,536	1.4	12	427	2.7
NORTH DAKOTA	49	1,569	0.0	53	13	0.1
OHIO	1	946,652	12.3	2	1,011	6.3
OKLAHOMA	33	38,533	0.5	30	159	1.0
OREGON	35	32,070	0.4	27	176	1.1
PENNSYLVANIA	9	316,788	4.1	6	748	4.7
PUERTO RICO	26	61,170	0.8	37	84	0.5
RHODE ISLAND	41	10,318	0.1	36	96	0.6
SOUTH CAROLINA	12	219,231	2.9	20	272	1.7
SOUTH DAKOTA	52	1,153	0.0	52	14	0.1
TENNESSEE	24	67,784	0.9	17	308	1.9
TEXAS	2	886,180	11.5	4	874	5.4
TRUST TERRITORIES	56	8	0.0	55	1	0.0
UTAH	21	77,801	1.0	41	71	0.4
VERMONT	46	2,758	0.0	42	56	0.3
VIRGIN ISLANDS	48	2,200	0.0	55	1	0.0
VIRGINIA	20	82,969	1.1	22	252	1.6
WASHINGTON	17	120,672	1.6	13	406	2.5
WEST VIRGINIA	31	46,417	0.6	35	107	0.7
WISCONSIN	18	111,484	1.5	11	465	2.9
WYOMING	47	2,313	0.0	50	15	0.1
Total		7,686,291	100.0		16,082	100.0

Note: Columns may not sum due to rounding.

Exhibit 3.1 Reported Status LOG Non

816282,0708108

828684981583218293812

822

8228694

8537

813081688302

83408668120

843985658231

8129823083982857872811486498398826

840081388878 181768729884879824781480

840818552

8406

State	Hazardous Waste Quantity			Number of Shippers		
	Rank	Tons Shipped	Percentage	Rank	Number	Percentage
OHIO	1	946,652	12.3	2	1,011	6.3
TEXAS	2	886,180	11.5	4	874	5.4
CALIFORNIA	3	710,785	9.2	1	2,212	13.8
INDIANA	4	426,551	5.5	9	537	3.3
ILLINOIS	5	407,699	5.3	5	838	5.2
LOUISIANA	6	385,071	5.0	14	344	2.1
NEW JERSEY	7	322,377	4.2	8	650	4.0
GEORGIA	8	321,356	4.2	19	293	1.8
PENNSYLVANIA	9	316,788	4.1	6	748	4.7
MICHIGAN	10	316,230	4.1	7	722	4.5
ARKANSAS	11	284,497	3.7	28	162	1.0
SOUTH CAROLINA	12	219,231	2.9	20	272	1.7
ALABAMA	13	210,013	2.7	23	237	1.5
KENTUCKY	14	206,322	2.7	16	330	2.1
NEW YORK	15	195,511	2.5	3	988	6.1
KANSAS	16	132,177	1.7	25	214	1.3
WASHINGTON	17	120,672	1.6	13	406	2.5
WISCONSIN	18	111,484	1.5	11	465	2.9
NORTH CAROLINA	19	106,536	1.4	12	427	2.7
VIRGINIA	20	82,969	1.1	22	252	1.6
UTAH	21	77,801	1.0	41	71	0.4
MISSOURI	22	70,091	0.9	21	253	1.6
MASSACHUSETTS	23	70,051	0.9	10	486	3.0
TENNESSEE	24	67,784	0.9	17	308	1.9
MINNESOTA	25	62,141	0.8	24	234	1.5
PUERTO RICO	26	61,170	0.8	37	84	0.5
MARYLAND	27	58,373	0.8	33	122	0.8
CONNECTICUT	28	55,413	0.7	18	300	1.9
COLORADO	29	53,941	0.7	34	119	0.7
IOWA	30	52,450	0.7	31	153	1.0
WEST VIRGINIA	31	46,417	0.6	35	107	0.7
FLORIDA	32	39,038	0.5	14	344	2.1
OKLAHOMA	33	38,533	0.5	30	159	1.0
NEBRASKA	34	33,649	0.4	38	83	0.5
OREGON	35	32,070	0.4	27	176	1.1
IDAHO	36	28,858	0.4	47	35	0.2
MISSISSIPPI	37	27,118	0.4	32	129	0.8
ARIZONA	38	26,479	0.3	26	195	1.2
NEVADA	39	16,639	0.2	39	74	0.5
DELAWARE	40	14,122	0.2	43	52	0.3
RHODE ISLAND	41	10,318	0.1	36	96	0.6
NEW HAMPSHIRE	42	6,150	0.1	29	160	1.0
MONTANA	43	6,008	0.1	45	39	0.2
NEW MEXICO	44	5,947	0.1	44	42	0.3
MAINE	45	3,493	0.0	39	74	0.5
VERMONT	46	2,758	0.0	42	56	0.3
WYOMING	47	2,313	0.0	50	15	0.1
VIRGIN ISLANDS	48	2,200	0.0	55	1	0.0
NORTH DAKOTA	49	1,569	0.0	53	13	0.1
HAWAII	50	1,444	0.0	48	31	0.2
ALASKA	51	1,196	0.0	46	38	0.2
SOUTH DAKOTA	52	1,153	0.0	52	14	0.1
DISTRICT OF COLUMBIA	53	293	0.0	50	15	0.1
GUAM	54	117	0.0	49	18	0.1
NAVAJO NATION	55	85	0.0	54	3	0.0
TRUST TERRITORIES	56	8	0.0	55	1	0.0
Total		7,686,291	100.0		16,082	100.0

Note: Columns may not sum due to rounding.

01/14
 231014 5NA-9 3Tj0 -Tj-4hipped and3A-9 302.76Td(171)Tj
 10710125114281162 4610
 1711789239129
 174520.88 108
 185 705

State	Number of Shippers			Hazardous Waste Quantity		
	Rank	Number	Percentage	Rank	Tons Shipped	Percentage
CALIFORNIA	1	2,212	13.8	3	710,785	9.2
OHIO	2	1,011	6.3	1	946,652	12.3
NEW YORK	3	988	6.1	15	195,511	2.5
TEXAS	4	874	5.4	2	886,180	11.5
ILLINOIS	5	838	5.2	5	407,699	5.3
PENNSYLVANIA	6	748	4.7	9	316,788	4.1
MICHIGAN	7	722	4.5	10	316,230	4.1
NEW JERSEY	8	650	4.0	7	322,377	4.2
INDIANA	9	537	3.3	4	426,551	5.5
MASSACHUSETTS	10	486	3.0	23	70,051	0.9
WISCONSIN	11	465	2.9	18	111,484	1.5
NORTH CAROLINA	12	427	2.7	19	106,536	1.4
WASHINGTON	13	406	2.5	17	120,672	1.6
FLORIDA	14	344	2.1	32	39,038	0.5
LOUISIANA	14	344	2.1	6	385,071	5.0
KENTUCKY	16	330	2.1	14	206,322	2.7
TENNESSEE	17	308	1.9	24	67,784	0.9
CONNECTICUT	18	300	1.9	28	55,413	0.7
GEORGIA	19	293	1.8	8	321,356	4.2
SOUTH CAROLINA	20	272	1.7	12	219,231	2.9
MISSOURI	21	253	1.6	22	70,091	0.9
VIRGINIA	22	252	1.6	20	82,969	1.1
ALABAMA	23	237	1.5	13	210,013	2.7
MINNESOTA	24	234	1.5	25	62,141	0.8
KANSAS	25	214	1.3	16	132,177	1.7
ARIZONA	26	195	1.2	38	26,479	0.3
OREGON	27	176	1.1	35	32,070	0.4
ARKANSAS	28	162	1.0	11	284,497	3.7
NEW HAMPSHIRE	29	160	1.0	42	6,150	0.1
OKLAHOMA	30	159	1.0	33	38,533	0.5
IOWA	31	153	1.0	30	52,450	0.7
MISSISSIPPI	32	129	0.8	37	27,118	0.4
MARYLAND	33	122	0.8	27	58,373	0.8
COLORADO	34	119	0.7	29	53,941	0.7
WEST VIRGINIA	35	107	0.7	31	46,417	0.6
RHODE ISLAND	36	96	0.6	41	10,318	0.1
PUERTO RICO	37	84	0.5	26	61,170	0.8
NEBRASKA	38	83	0.5	34	33,649	0.4
MAINE	39	74	0.5	45	3,493	0.0
NEVADA	39	74	0.5	39	16,639	0.2
UTAH	41	71	0.4	21	77,801	1.0
VERMONT	42	56	0.3	46	2,758	0.0
DELAWARE	43	52	0.3	40	14,122	0.2
NEW MEXICO	44	42	0.3	44	5,947	0.1
MONTANA	45	39	0.2	43	6,008	0.1
ALASKA	46	38	0.2	51	1,196	0.0
IDAHO	47	35	0.2	36	28,858	0.4
HAWAII	48	31	0.2	50	1,444	0.0
GUAM	49	18	0.1	54	117	0.0
DISTRICT OF COLUMBIA	50	15	0.1	53	293	0.0
WYOMING	50	15	0.1	47	2,313	0.0
SOUTH DAKOTA	52	14	0.1	52	1,153	0.0
NORTH DAKOTA	53	13	0.1	49	1,569	0.0
NAVAJO NATION	54	3	0.0	55	85	0.0
TRUST TERRITORIES	55	1	0.0	56	8	0.0
VIRGIN ISLANDS	55	1	0.0	48	2,200	0.0
Total		16,082	100.0			100.0

Note: Columns may not sum due to rounding.

Quantity of RCRA Hazardous Waste Received and Number of Receivers, by State, 2005

State	Hazardous Waste Quantity			Number of Receivers		
	Rank	Tons Received	Percentage	Rank	Number	Percentage
ALABAMA	19	120,868	1.4	21	9	1.6
ALASKA	47	149	0.0	37	4	0.7
ARIZONA	30	35,573	0.4	18	10	1.8
ARKANSAS	11	273,294	3.2	29	6	1.1
CALIFORNIA	1	1,770,296	20.7	1	67	12.0
COLORADO	34	23,368	0.3	24	8	1.4
CONNECTICUT	35	22,714	0.3	34	5	0.9
DELAWARE	45	373	0.0	46	1	0.2
DISTRICT OF COLUMBIA	51	0	0.0	51	0	0.0
FLORIDA	36	18,040	0.2	11	16	2.9
GEORGIA	40	6,944	0.1	13	15	2.7
GUAM	49	57	0.0	46	1	0.2
HAWAII	44	400	0.0	46	1	0.2
IDAHO	17	136,002	1.6	37	4	0.7
ILLINOIS	7	437,479	5.1	6	20	3.6
INDIANA	3	642,508	7.5	16	12	2.2
IOWA	43	546	0.0	34	5	0.9
KANSAS	13	193,929	2.3	26	7	1.3
KENTUCKY	22	86,914	1.0	21	9	1.6
LOUISIANA	8	362,705	4.2	6	20	3.6
MAINE	41	2,390	0.0	41	3	0.5
MARYLAND	18	127,135	1.5	29	6	1.1
MASSACHUSETTS	32	28,046	0.3	14	14	2.5
MICHIGAN	6	440,019	5.1	9	17	3.1
MINNESOTA	9	303,553	3.6	14	14	2.5
MISSISSIPPI	24	56,696	0.7	41	3	0.5
MISSOURI	12	199,926	2.3	9	17	3.1
MONTANA	50	0	0.0	46	1	0.2
NAVAJO NATION	51	0	0.0	51	0	0.0
NEBRASKA	29	36,110	0.4	37	4	0.7
NEVADA	23	61,996	0.7	34	5	0.9
NEW HAMPSHIRE	51	0	0.0	51	0	0.0
NEW JERSEY	15	166,198	1.9	16	12	2.2
NEW MEXICO	39	8,977	0.1	29	6	1.1
NEW YORK	10	286,495	3.4	3	22	3.9
NORTH CAROLINA	21	91,110	1.1	5	21	3.8
NORTH DAKOTA	42	611	0.0	41	3	0.5
OHIO	2	853,197	10.0	6	20	3.6
OKLAHOMA	26	48,203	0.6	26	7	1.3
OREGON	20	93,930	1.1	41	3	0.5
PENNSYLVANIA	5	467,186	5.5	3	22	3.9
PUERTO RICO	38	11,609	0.1	41	3	0.5
RHODE ISLAND	27	38,594	0.5	37	4	0.7
SOUTH CAROLINA	14	177,372	2.1	26	7	1.3
SOUTH DAKOTA	48	133	0.0	46	1	0.2
TENNESSEE	33	23,699	0.3	18	10	1.8
TEXAS	4	600,289	7.0	2	57	10.2
TRUST TERRITORIES	51	0	0.0	51	0	0.0
UTAH	16	154,354	1.8	24	8	1.4
VERMONT	46	253	0.0	29	6	1.1
VIRGIN ISLANDS	51	0	0.0	51	0	0.0
VIRGINIA	28	36,790	0.4	21	9	1.6
WASHINGTON	31	33,251	0.4	18	10	1.8
WEST VIRGINIA	37	11,822	0.1	29	6	1.1
WISCONSIN	25	53,752	0.6	11	16	2.9
WYOMING	51	0	0.0	51	0	0.0
Total		8,545,857	100.0		557	100.0

Note: Columns may not sum due to rounding.

Exhibit 3.7 Rank Ordering of States Based on Number of Receiving Facilities and Quantity of RCRA Hazardous Waste Received, 2005

State	Number of Receivers			Hazardous Waste Quantity			Reported Status	
	Rank	Number	Percentage	Rank	Tons Received	Percentage	TSDF	Non-TSDF
CALIFORNIA	1	67	12.0	1	1,770,296	20.7		23
TEXAS	2	57	10.2	4	600,289	7.0		1
NEW YORK	3	22	3.9	10	286,495	3.4		
PENNSYLVANIA	3	22	3.9	5	467,186	5.5		
NORTH CAROLINA	5	21	3.8	21	91,110	1.1		
ILLINOIS	6	20	3.6	7	437,479	5.1		
LOUISIANA	6	20	3.6	8	362,705	4.2		
OHIO	6	20	3.6	2	853,197	10.0		
MICHIGAN	9	17	3.1	6	440,019	5.1		
MISSOURI	9	17	3.1	12	199,926	2.3		
FLORIDA	11	16	2.9	36	18,040	0.2		
WISCONSIN	11	16	2.9	25	53,752	0.6		
GEORGIA	13	15	2.7	40	6,944	0.1		
MASSACHUSETTS	14	14	2.5	32	28,046	0.3		
MINNESOTA	14	14	2.5	9	303,553	3.6		
INDIANA	16	12	2.2	3	642,508	7.5		
NEW JERSEY	16	12	2.2	15	166,198	1.9		
ARIZONA	18	10	1.8	30	35,573	0.4		
TENNESSEE	18	10	1.8	33	23,699	0.3		
WASHINGTON	18	10	1.8	31	33,251	0.4		
ALABAMA	21	9	1.6	19	120,868	1.4		
KENTUCKY	21	9	1.6	22	86,914	1.0		
VIRGINIA	21	9	1.6	28	36,790	0.4		
COLORADO	24	8	1.4	34	23,368	0.3		
UTAH	24	8	1.4	16	154,354	1.8		
KANSAS	26	7	1.3	13	193,929	2.3		
OKLAHOMA	26	7	1.3	26	48,203	0.6		
SOUTH CAROLINA	26	7	1.3	14	177,372	2.1		
ARKANSAS	29	6	1.1	11	273,294	3.2		
MARYLAND	29	6	1.1	18	127,135	1.5		
NEW MEXICO	29	6	1.1	39	8,977	0.1		
VERMONT	29	6	1.1	46	253	0.0		
WEST VIRGINIA	29	6	1.1	37	11,822	0.1		
CONNECTICUT	34	5	0.9	35	22,714	0.3		
IOWA	34	5	0.9	43	546	0.0		
NEVADA	34	5	0.9	23	61,996	0.7		
ALASKA	37	4	0.7	47	149	0.0		
IDAHO	37	4	0.7	17	136,002	1.6		
NEBRASKA	37	4	0.7	29	36,110	0.4		
RHODE ISLAND	37	4	0.7	27	38,594	0.5		
MAINE	41	3	0.5	41	2,390	0.0		
MISSISSIPPI	41	3	0.5	24	56,696	0.7		
NORTH DAKOTA	41	3	0.5	42	611	0.0		
OREGON	41	3	0.5	20	93,930	1.1		
PUERTO RICO	41	3	0.5	38	11,609	0.1		
DELAWARE	46	1	0.2	45	373	0.0		
GUAM	46	1	0.2	49	57	0.0		
HAWAII	46	1	0.2	44	400	0.0		
MONTANA	46	1	0.2	50	0	0.0		
SOUTH DAKOTA	46	1	0.2	48	133	0.0		
DISTRICT OF COLUMBIA	51	0	0.0	51	0	0.0		
NAVAJO NATION	51	0	0.0	51	0	0.0		
NEW HAMPSHIRE	51	0	0.0	51	0	0.0		
TRUST TERRITORIES	51	0	0.0	51	0	0.0		
VIRGIN ISLANDS	51	0	0.0	51	0	0.0		
WYOMING	51	0	0.0	51	0	0.0		
Total		557	100.0		8,545,857	100.0		

Note: Columns may not sum due to rounding.



ALABAMA
ALASKA
ARIZONA
ARKANSAS
CALIFORNIA
COLORADO
CONNECTICUT
DELAWARE
DISTRICT OF COLUMBIA
FLORIDA
GEORGIA
GUAM
HAWAII
IDAHO
ILLINOIS
INDIANA
IOWA
KANSAS
KENTUCKY
LOUISIANA
MAINE
MARYLAND
MASSACHUSETTS
MICHIGAN
MINNESOTA
MISSISSIPPI
MISSOURI
MONTANA
NAVAJO NATION
NEBRASKA
NEVADA
NEW HAMPSHIRE
NEW JERSEY
NEW MEXICO
NEW YORK
NORTH CAROLINA
NORTH DAKOTA
OHIO
OKLAHOMA
OREGON
PENNSYLVANIA
PUERTO RICO
RHODE ISLAND
SOUTH CAROLINA
SOUTH DAKOTA
TENNESSEE
TEXAS
TRUST TERRITORIES
UTAH
VERMONT
VIRGIN ISLANDS
VIRGINIA
WASHINGTON
WEST VIRGINIA

APPENDIX A

EPA REGION - STATE MAPPING

This page intentionally left blank.

EPA REGION - STATE MAPPING

EPA REGION	STATES IN REGION
REGION 1	Connecticut Maine Massachusetts New Hampshire Rhode Island Vermont
REGION 2	New Jersey New York Puerto Rico Virgin Islands
REGION 3	Delaware District of Columbia Maryland Pennsylvania Virginia West Virginia
REGION 4	Alabama Florida Georgia Kentucky Mississippi North Carolina South Carolina Tennessee
REGION 5	Illinois Indiana Michigan Minnesota Ohio Wisconsin
REGION 6	Arkansas Louisiana New Mexico Oklahoma Texas
REGION 7	Iowa Kansas Missouri Nebraska
REGION 8	Colorado Montana North Dakota South Dakota Utah Wyoming
REGION 9	Arizona California Guam Hawaii Navajo Nation Nevada Trust Territories
REGION 10	Alaska Idaho Oregon Washington

This page intentionally left blank.

APPENDIX B

2005 EPA MANAGEMENT METHOD CODES

This page intentionally left blank.

EPA MANAGEMENT METHOD CODES

Code Management Method Code Group

H135 Discharge to sewer/POTW or NPDES
(with prior storage - with or without
treatment)

TRANSFER OFFSITE

H141 The site receiving this waste
stored/bulked and transported the
waste with no treatment or recovery
(H010-H129), fuel blending (H061), or
disposal (H131-H135) at that receiving
site.

APPENDIX C

2005 HAZARDOUS WASTE REPORT FORM CODES

This page intentionally left blank.

EPA FORM CODES

Code	Form Code Group	Code	Form Code Group
<u>MIXED MEDIA/DEBRIS/DEVICES</u>			
<i>Waste that is a mixture of organic and inorganic wastes, liquid and solid wastes, or devices that are not easily categorized</i>			
W001	Lab packs from any source not containing acute hazardous waste	W107	Aqueous waste containing cyanides (generally caustic)
W002	Contaminated debris: paper, clothing, rags, wood, empty fiber or plastic containers, glass, piping, other solids (usually from construction, demolition, cleaning, or remediation)	W110	Caustic aqueous waste without cyanides (pH > 12.5)
W004	Lab packs from any source containing acute hazardous waste	W113	Other aqueous waste or wastewaters (fluid but not sludge)
W301	Contaminated soil (usually from spill clean up, demolition, or remediation); see also W512	W117	Waste liquid mercury (metallic)
W309	Batteries, battery parts, cores, casings (Lead-acid or other types)	W119	Other inorganic liquid (specify in comments)
W310	Filters, solid adsorbents, ion exchange resins and spent carbon (usually from production, intermittent processes, or remediation)	<u>ORGANIC LIQUIDS</u>	
W320	Electrical devices (lamps, fluorescent lamps, or thermostats usually containing mercury; CRTs containing lead; etc.)	<i>Waste that is primarily organic and is highly fluid, with low inorganic solids content and low-to-moderate water content</i>	
W512	Sediment or lagoon dragout, drilling or other muds (wet or muddy soils); see also W301	W200	Still bottoms in liquid form (fluid but not sludge)
W801	Compressed gases of any type	W202	Concentrated halogenated (e.g., chlorinated) solvent
<u>INORGANIC LIQUIDS</u>		W203	Concentrated non-halogenated (e.g., non-chlorinated) solvent
<i>Waste that is primarily inorganic and highly fluid (e.g., aqueous), with low suspended inorganic solids and low organic content</i>			
W101	Very dilute aqueous waste containing more than 99% water (land disposal restriction defined wastewater that is not exempt under NPDES or POTW discharge)	W204	Concentrated halogenated/ non-halogenated solvent mixture
W103	Spent concentrated acid (5% or more)	W205	Oil-water emulsion or mixture (fluid but not sludge)
W105	Acidic aqueous wastes less than 5% acid (diluted but pH < 2)	W206	Waste oil
		W209	Paint, ink, lacquer, or varnish (fluid - not dried out or sludge)
		W210	Reactive or polymerizable organic liquids and adhesives (fluid but not

EPA FORM CODES

Code	Form Code Group	Code	Form Code Group
------	-----------------	------	-----------------

INORGANIC SOLIDS

Waste that is primarily inorganic and solid, with low organic content and low-to-moderate water content; not pumpable

- W303** Ash (from any type of burning of hazardous waste)
- W304** Slags, drosses, and other solid thermal residues
- W307** Metal scale, filings and scrap (including metal drums)
- W312** Cyanide or metal cyanide bearing solids, salts or chemicals
- W316** Metal salts or chemicals not containing cyanides
- W319** Other inorganic solids (specify in comments)

INORGANIC SLUDGES

ORGANIC SOLIDS

Waste that is primarily organic and solid, with low-to-moderate inorganic content and water content; not pumpable

- W401** Pesticide solids (used or discarded - not contaminated soils - W301)
- W403** Solid resins, plastics or polymerized organics
- W405** Explosives or reactive organic solids
- W409** Other organic solids (specify in comments)

APPENDIX D

EPA HAZARDOUS WASTE CODES

This page intentionally left blank.

EPA HAZARDOUS WASTE CODES

Code	Waste description	Code	Waste description
CHARACTERISTICS OF HAZARDOUS WASTE (SEE 40 CFR 261.24)		D026	Cresol
D001	Ignitable waste	D027	1,4-Dichlorobenzene
D002	Corrosive waste	D028	1,2-Dichloroethane
D003	Reactive waste	D029	1,1-Dichloroethylene
D004	Arsenic	D030	2,4-Dinitrotoluene
D005	Barium	D031	Heptachlor (and its epoxide)
D006	Cadmium	D032	Hexachlorobenzene
D007	Chromium	D033	Hexachlorobutadiene
D008	Lead	D034	Hexachloroethane
D009	Mercury	D035	Methyl ethyl ketone
D010	Selenium	D036	Nitrobenzene
D011	Silver	D037	Pentachlorophenol
D012	Endrin	D038	Pyridine
D013	Lindane	D039	Tetrachloroethylene
D014	Methoxychlor	D040	Trichlorethylene
D015	Toxaphene	D041	2,4,5-Trichlorophenol
D016	2,4-D	D042	2,4,6-Trichlorophenol
D017	2,4,5-TP Silvex	D043	Vinyl chloride
D018	Benzene		
D019	Carbon tetrachloride		
D020	Chlordane		
D021	Chlorobenzene		
D022	Chloroform		
D023	o-Cresol		
D024	m-Cresol		
D025	p-Cresol		

EPA HAZARDOUS WASTE CODES

Code	Waste description	Code	Waste description
F034	Wastewaters, process residuals, preservative drippage, and spent formulations from wood preserving processes generated at plants that use creosote formulations. This listing does not include K001 bottom sediment sludge from the treatment of wastewater from wood preserving processes that use creosote and/or pentachlorophenol.		physical and/or chemical separation of oil/water/solids in process wastewaters and oily cooling wastewaters from petroleum refineries. Such wastes include, but are not limited to, all sludges and floats generated in induced air flotation (IAF) units, tanks and impoundments, and all sludges generated in DAF units. Sludges generated in stormwater units that do not receive dry weather flow, sludges generated in aggressive biological treatment units as defined in Section 261.31(b)(2) (including sludges generated in one or more additional units after wastewaters have been treated in aggressive biological treatment units), and F037, K048, and K051 wastes are exempted from this listing.
F035	Wastewaters, process residuals, preservative drippage, and spent formulations from wood preserving processes generated at plants that use inorganic preservatives containing arsenic or chromium. This listing does not include K001 bottom sediment sludge from the treatment of wastewater from wood preserving processes that use creosote and/or pentachlorophenol.	F039	Leachate resulting from the treatment, storage, or disposal of wastes classified by more than one waste code under Subpart D, or from a mixture of wastes classified under Subparts C and D of this part. (Leachate resulting from the management of one or more of the following EPA Hazardous Wastes and no other hazardous wastes retains its hazardous waste code(s): F020, F021, F022, F023, F026, F027, and/or F028.)
F037	Petroleum refinery primary oil/water/solids separation sludge - Any sludge generated from the gravitational separation of oil/water/solids during the storage or treatment of process wastewaters and oily cooling wastewaters from petroleum refineries. Such sludges include, but are not limited to, those generated in oil/water/solids separators; tanks and impoundments; ditches and other conveyances; sumps; and stormwater units receiving dry weather flow, sludge generated in stormwater units that do not receive dry weather flow, sludges generated from non-contact once-through cooling waters segregated for treatment from other process or oily cooling waters, sludges generated in aggressive biological treatment units as defined in §261.31(b)(2) (including sludges generated in one or more additional units after wastewaters have been treated in aggressive biological treatment units) and K051 wastes are not included in this listing. This listing does include residuals generated from processing or recycling oil-bearing hazardous secondary materials excluded under §261.4(a)(12)(i), if those residuals are to be disposed of.		
F038	Petroleum refinery secondary (emulsified) oil/water/solids separation sludge - Any sludge and/or float generated from the		
HAZARDOUS WASTE FROM SPECIFIC SOURCES (SEE 40 CFR 261.32)			
		K001	Bottom sediment sludge from the treatment of wastewaters from wood preserving processes that use creosote and/or pentachlorophenol.
		K002	Wastewater treatment sludge from the production of chrome yellow and orange pigments.
		K003	Wastewater treatment sludge from the production of molybdate orange pigments.
		K004	Wastewater treatment sludge from the production of zinc yellow pigments.
		K005	Wastewater treatment sludge from the production of chrome green pigments.
		K006	Wastewater treatment sludge from the production of chrome oxide green pigments (anhydrous and hydrated).

EPA HAZARDOUS WASTE CODES

Code	Waste description	Code	Waste description
K007	Wastewater treatment sludge from the production of iron blue pigments.	K025	Distillation bottoms from the production of nitrobenzene by the nitration of benzene.
K008	Oven residue from the production of chrome oxide green pigments.	K026	Stripping still tails from the production of methyl ethyl pyridines.
K009	Distillation bottoms from the production of acetaldehyde from ethylene.	K027	Centrifuge and distillation residues from toluene diisocyanate production.
K010	Distillation side cuts from the production of acetaldehyde from ethylene.	K028	Spent catalyst from the hydrochlorinator reactor in the production of 1,1,1-trichloroethane.
K011	Bottom stream from the wastewater stripper in the production of acrylonitrile.	K029	Waste from the product steam stripper in the production of 1,1,1-trichloroethane.
K013	Bottom stream from the acetonitrile column in the production of acrylonitrile.	K030	Column bottoms or heavy ends from the combined production of trichloroethylene and perchloroethylene.
K014	Bottoms from the acetonitrile purification column in the production of acrylonitrile.	K031	By-product salts generated in the production of MSMA and cacodylic acid.
K015	Still bottoms from the distillation of benzyl chloride.	K032	Wastewater treatment sludge from the production of chlordane.
K016	Heavy ends or distillation residues from the production of carbon tetrachloride.	K033	Wastewater and scrub water from the chlorination of cyclopentadiene in the production of chlordane.
K017	Heavy ends (still bottoms) from the purification column in the production of epichlorohydrin.	K034	Filter solids from the filtration of hexachlorocyclopentadiene in the production of chlordane.
K018	Heavy ends from the fractionation column in ethyl chloride production.	K035	Wastewater treatment sludges generated in the production of creosote.
K019	Heavy ends from the distillation of ethylene dichloride in ethylene dichloride production.	K036	Still bottoms from toluene reclamation distillation in the production of disulfoton.
K020	Heavy ends from the distillation of vinyl chloride in vinyl chloride monomer production.	K037	Wastewater treatment sludges from the production of disulfoton.
K021	Aqueous spent antimony catalyst waste from fluoromethane production.	K038	Wastewater from the washing and stripping of phorate production.
K022	Distillation bottom tars from the production of phenol/acetone from cumene.	K039	Filter cake from the filtration of diethylphosphorodithioic acid in the production of phorate.
K023	Distillation light ends from the production of phthalic anhydride from naphthalene.	K040	Wastewater treatment sludge from the production of phorate.
K024	Distillation bottoms from the production of phthalic anhydride from naphthalene.	K041	Wastewater treatment sludge from the production of toxaphene.

National Biennial RCRA Hazardous Waste Report: Based on 2005 Data

EPA HAZARDOUS WASTE CODES

Code	Waste description	Code	Waste description
K097	Vacuum stripper discharge from the chlordane chlorinator in the production of chlordane.	K110	Condensed column overheads from intermediate separation from the production of 1,1-dimethylhydrazine from carboxylic acid hydrazides.
K098	Untreated process wastewater from the production of toxaphene.	K111	Product washwaters from the production of dinitrotoluene via nitration of toluene.
K099	Untreated wastewater from the production of 2,4-D.	K112	Reaction by-product water from the drying column in the production of toluenediamine via hydrogenation of dinitrotoluene.
K100	Waste leaching solution from acid leaching of emission control dust/sludge from secondary lead smelting.	K113	Condensed liquid light ends from purification of toluenediamine in production of toluenediamine via hydrogenation of dinitrotoluene.
K101	Distillation tar residues from the distillation of aniline-based compounds in the production of veterinary pharmaceuticals from arsenic or organo-arsenic compounds.	K114	Vicinals from the purification of toluenediamine in production of toluenediamine via hydrogenation of dinitrotoluene.
K102	Residue from the use of activated carbon for decolorization in the production of veterinary pharmaceuticals from arsenic or organo-arsenic compounds.	K115	Heavy ends from purification of toluenediamine in the production of toluenediamine via hydrogenation of dinitrotoluene.
K103	Process residues from aniline extraction from the production of aniline.	K116	Organic condensate from the solvent recovery column in the production of toluene diisocyanate via phosgenation of toluenediamine.
K104	Combined wastewaters generated from nitrobenzene/aniline production.	K117	Wastewater from the reactor vent gas scrubber in the production of ethylene dibromide via bromination of ethene.
K105	Separated aqueous stream from the reactor product washing step in the production of chlorobenzenes.	K118	Spent adsorbent solids from purification of ethylene dibromide in the production of ethylene dibromide via bromination of ethene.
K106	Wastewater treatment sludge from the mercury cell process in chlorine production.	K123	Process wastewater (including supernates, filtrates, and washwaters) from the production of ethylenebisdithiocarbamic acid and its salts.
K107	Column bottoms from product separation from the production of 1,1-dimethylhydrazine (UDMH) from carboxylic acid hydrazides.	K124	Reactor vent scrubber water from the production of ethylenebisdithiocarbamic acid and its salts.
K108	Condensed column overheads from product separation and condensed reactor vent gases from the production of 1,1-dimethylhydrazine from carboxylic acid hydrazides.	K125	Filtration, evaporation, and centrifugation solids from the production of ethylenebisdithiocarbamic acid and its salts.
K109	Spent filter cartridges from product purification from the product of 1,1-dimethylhydrazine from carboxylic acid hydrazides.	K126	Baghouse dust and floor sweepings in milling and packaging operations from production or formulation of ethylenebisdithiocarbamic acid and its salts.

EPA HAZARDOUS WASTE CODES

Code	Waste description	Code	Waste description
K131	Wastewater from the reactor and spent sulfuric acid from the acid dryer from the production of methyl bromide.		
K132	Spent absorbent and wastewater separator solids from the production of methyl bromide.		
K136	Still bottoms from the purification of ethylene dibromide in the production of ethylene dibromide via bromination of ethene.		
K141	Process residues from the recovery of coal tar, including, but not limited to, tar collecting sump residues from the production of coke from coal or the recovery of coke by-products produced from coal. This listing does not include K087 (decanter tank sludge from coking operations).		
K142	Tank storage residues from the production of coke from coal or from the recovery of coke by-products from coal.		
K143	Process residues from the recovery of light oil, including, but not limited to, those generated in stills, decanters, and wash oil recovery units from the recovery of coke by-products produced from coal.		
K144	Wastewater sump residues from light oil refining, including, but not limited to, intercepting or contamination sump sludges from the recovery of coke by-products produced from coal.		
K145	Residues from naphthalene collection and recovery operations from the recovery of coke by-products produced from coal.		
K147	Tar storage residues from coal tar refining.		
K148			

EPA HAZARDOUS WASTE CODES

Code	Waste description	Code	Waste description
K171	Spent hydrotreating catalyst from petroleum refining operations, including guard beds used to desulfurize feeds to other catalytic reactors (This listing does not include inert support media).	K177	Slag from the production of antimony oxide that is speculatively accumulated or disposed, including slag from the production of intermediates (e.g., antimony metal or crude antimony oxide)
K172	Spent hydrotreating catalyst from petroleum refining operations, including guard beds used to desulfurize feeds to other catalytic reactors (This listing does not include inert support media).	K178	Residues from manufacturing and manufacturing-site storage of ferric chloride from acids formed during the production of titanium dioxide using the chloride-ilmenite process.
K174	Wastewater treatment sludges from the production of ethylene dichloride or vinyl chloride monomer (including sludges that result from commingled ethylene dichloride or vinyl chloride monomer wastewater and other wastewater), unless the sludges meet the following conditions: (i) they are disposed of in a subtitle C or non-hazardous landfill licensed or permitted by the state or federal government; (ii) they are not otherwise placed on the land prior to final disposal; and (iii) the generator maintains documentation demonstrating that the waste was either disposed of in an on-site landfill or consigned to a transporter or disposal facility that provided a written commitment to dispose of the waste in an off-site landfill. Respondents in any action brought to enforce the requirements of subtitle C must, upon a showing by the government that the respondent managed wastewater treatment sludges from the production of vinyl chloride monomer or ethylene dichloride, demonstrate that they meet the terms of the exclusion set forth above. In doing so, they must provide appropriate documentation (e.g., contracts between the generator and the landfill owner/operator, invoices documenting delivery of waste to landfill, etc.) that the terms of the exclusion were met.*	K181	Nonwastewaters from the production of dyes and/or pigments (including nonwastewaters commingled at the point of generation with nonwastewaters from other processes)
K175	Wastewater treatment sludges from the production of vinyl chloride monomer using mercuric chloride catalyst in an acetylene-based process.*		
K176	Baghouse filters from the production of antimony oxide, including filters from the production of intermediates (e.g., antimony metal or crude antimony oxide)		

DISCARDED COMMERCIAL CHE3 Tc 00006 TW other placed on the
 metal or crude a8 51315rude Ttain b176), &ots, b178
 metal or creet th tglyfil d034699 0 TdResJTO 1 T1 32-3614505131806

EPA HAZARDOUS WASTE CODES

Code	Waste description	Code	Waste description
P127	7-Benzofuranol, 2, 3-dihydro-2, 2 dimethyl-, methylcarbamate		
P128	Phenol, 4-(dimethylamino)-3,5-dimethyl-, methylcarbamate (ester)		
P128	Mexacarbate		
P185	1,3-Dithiolane-2carboxaldehyde, 2,4-dimethyl-, O-[(methylamino)-carbonyl]oxime.		
P188	Physostigmine salicylate		
P189	Carbosulfan		
P189	Carbamic acid, [(dibutylamino)-thio]methyl-, 2,3-dihydro-2,2dimethyl-7benzofuranyl ester.		
P190	Metolcarb.		
P191	Dimetilan		
P191	Carbamic acid, dimethyl-, 1-[(dimethylamino)carbonyl]-5-methyl-1H-pyrazol-3-yl ester.		
P192	Isolan		
P192	Carbamic acid, dimethyl-, 3-methyl-1- (1-methylethyl)-1H-pyrazo-5-yl ester.		
P194	Ethanimidothioc acid, 2-(dimethylamino)-N-[(methylamino) carbonyl]oxy)-2-oxo-,methyl ester		
P194	Oxamyl		
P196	Manganese, bis(dimethylcarbomodithioato-S,S')		
P196	Manganese dimethyldithiocarbamate		
P197	Formparanate		
P197	Methanimidamide, N,N-dimethyl-N'-[2-methyl-4[[[(methylamino)carbonyl]oxy] phenyl]		
P198	Methanimidamide, N,N-dimethyl-N'-[3-[[[(methylamino)-carbonyl]oxy]phenyl]-, monohydrochloride		
P198	Formetanate hydrochloride		
P199	Methiocarb.		
P199			

EPA HAZARDOUS WASTE CODES

Code	Waste description	Code	Waste description
U019	Benzene (I,T)		
U020	Benzenesulfonic acid chloride (C,R)		

National Biennial RCRA Hazardous

National Biennial RCRA Hazardous Waste Report: Based on 2005 Data

EPA HAZARDOUS WASTE CODES

Code	Waste description	Code	Waste description
U174	Ethanamine, N-ethyl-N-nitroso-	U202	1,2-Benzisothiazol-3(2H)-one, 1,1-dioxide, & salts
U174	N-Nitrosodiethylamine	U202	Saccharin, & salts
U176	N-Nitroso-N-ethylurea	U203	1,3-Benzodioxole, 5-(2-propenyl)-
U176	Urea, N-ethyl-N-nitroso-	U203	Safrole
U177	N-Nitroso-N-methylurea	U204	Selenious acid
U177	Urea, N-methyl-N-nitroso-	U204	Selenium dioxide
U178	Carbamic acid, methylnitroso-, ethyl ester	U205	Selenium sulfide
U178	N-Nitroso-N-methylurethane	U205	Selenium sulfide SeS2 (R,T)
U179	N-Nitrosopiperidine	U206	D-Glucose, 2-deoxy-2-[[[(methylnitrosoamino)-
U179	Piperidine, 1-nitroso-	U206	carbonyl]amino]-
U180	N-Nitrosopyrrolidine	U206	D-Glucose, 2-deoxy-2-[[[(methylnitrosoamino)-
U180	Pyrrolidine, 1-nitroso-	U206	carbonyl]amino]-
U181	5-Nitro-o-toluidine	U206	D-Glucose, 2-deoxy-2-[[[(methylnitrosoamino)-
U181	Benzenamine, 2-methyl-5-nitro	U206	carbonyl]amino]-
U182	1,3,5-Trioxane, 2,4,6-trimethyl-	U206	D-Glucose, 2-deoxy-2-[[[(methylnitrosoamino)-
U182	Paraldehyde	U206	carbonyl]amino]-
U183	Benzene, pentachloro-	U206	D-Glucose, 2-deoxy-2-[[[(methylnitrosoamino)-
U183	Pentachlorobenzene	U206	carbonyl]amino]-
U184	Ethane, pentachloro-	U206	D-Glucose, 2-deoxy-2-[[[(methylnitrosoamino)-
U184	Pentachloroethane	U206	carbonyl]amino]-
U185	Benzene, pentachloronitro-	U206	D-Glucose, 2-deoxy-2-[[[(methylnitrosoamino)-
U185	Pentachloronitrobenzene (PCNB)	U206	carbonyl]amino]-
U186	1,3-Pentadiene (I)	U206	D-Glucose, 2-deoxy-2-[[[(methylnitrosoamino)-
U186	1-Methylbutadiene (I)	U206	carbonyl]amino]-
U187	Acetamide, N-(4-ethoxyphenyl)-	U206	D-Glucose, 2-deoxy-2-[[[(methylnitrosoamino)-
U187	Phenacetin	U206	carbonyl]amino]-
U188	Phenol	U206	D-Glucose, 2-deoxy-2-[[[(methylnitrosoamino)-
U189	Phosphorus sulfide (R)	U206	carbonyl]amino]-
U189	Sulfur phosphide (R)	U206	D-Glucose, 2-deoxy-2-[[[(methylnitrosoamino)-
U190	1,3-Isobenzofurandione	U206	carbonyl]amino]-
U190	Phthalic anhydride	U206	D-Glucose, 2-deoxy-2-[[[(methylnitrosoamino)-
U191	2-Picoline	U206	carbonyl]amino]-
U191	Pyridine, 2-methyl-	U206	D-Glucose, 2-deoxy-2-[[[(methylnitrosoamino)-
U192	Benzamide, 3,5-dichloro-N-(1,1-dimethyl-2-propynyl)-	U206	carbonyl]amino]-
U192	Pronamide	U206	D-Glucose, 2-deoxy-2-[[[(methylnitrosoamino)-
U193	1,2-Oxathiolane, 2,2-dioxide	U206	carbonyl]amino]-
U193	1,3-Propane sultone	U206	D-Glucose, 2-deoxy-2-[[[(methylnitrosoamino)-
U194	1-Propanamine (I,T)	U206	carbonyl]amino]-
U194	n-Propylamine (I,T)	U206	D-Glucose, 2-deoxy-2-[[[(methylnitrosoamino)-
U196	Pyridine	U206	carbonyl]amino]-
U197	2,5-Cyclohexadiene-1,4-dione	U206	D-Glucose, 2-deoxy-2-[[[(methylnitrosoamino)-
U197	p-Benzoquinone	U206	carbonyl]amino]-
U200	Reserpine	U206	D-Glucose, 2-deoxy-2-[[[(methylnitrosoamino)-
U200	Yohimban-16-carboxylic acid, 11,17-dimethoxy-18-[(3,4,5-trimethoxybenzoyl)oxy]-, methyl ester, (3beta, 16beta, 17alpha, 18beta, 20alpha)-	U206	carbonyl]amino]-
U201	1,3-Benzenediol	U206	D-Glucose, 2-deoxy-2-[[[(methylnitrosoamino)-
U201	Resorcinol	U206	carbonyl]amino]-

EPA HAZARDOUS WASTE CODES

Code	Waste description	Code	Waste description
U228	Trichloroethylene	U364	1,3-Benzodioxol-4-ol, 2,2-dimethyl
U234	1,3,5-Trinitrobenzene (R,T)	U364	Bendiocarb phenol
U234	Benzene, 1,3,5-trinitro-	U367	7-Benzofuranol, 2,3-dihydro-2,2-dimethyl-
U235	1-Propanol, 2,3-dibromo-, phosphate (3:1)	U367	Carbofuran phenol
U235	Tris(2,3,-dibromopropyl) phosphate	U372	Carbamic acid, 1H-benzimidazol-2-yl, methyl ester
U236	2,7-Naphthalenedisulfonic acid,3,3'-[(3,3'-dimethyl[1,1'-biphenyl]-4,4'-diyl)bis(azo)bis[5-amino-4-hydroxy]-, tetrasodium salt	U372	Carbendazim
U236	Trypan blue	U373	Carbamic acid, phenyl-, 1-methylethyl ester
U237	2,4-(1H,3H)-Pyrimidinedione, 5-[bis(2-chloroethyl)amino]-	U373	Propham
U237	Uracil mustard	U387	Carbamothiocic acid, dipropyl-, S-(phenylmethyl) ester
U238	Carbamic acid, ethyl ester	U387	Prosulfocarb
U238	Ethyl carbamate (urethane)	U389	Triallate
U239	Benzene, dimethyl- (I,T)	U389	Carbamothiocic acid, bis (1-methylethyl)-, S-(2,3,3-trichloro-2-propenyl) ester
U239	Xylene (I)	U394	Ethanimidothiocic acid, 2-(dimethylamino)-N-hydroxy-2-oxo, methyl ester
U240	2,4-D, salts & esters	U394	A2213
U240	Acetic acid, (2,4-dichlorophenoxy)-, salts & esters	U395	Diethylene glycol, dicarbamate
U240	Dichlorophenoxyacetic acid 2,4-D	U395	Ethanol, 2, 2;-oxybis-,dicarbamate
U243	1-Propene, 1,1,2,3,3,3-hexachloro-	U404	Ethanamine, N, N-diethyl-
U243	Hexachloropropene	U404	Triethylamine
U244	Thioperoxydicarbonic diamide [(H ₂ N)C(S)] ₂ S ₂ , tetramethyl-	U409	Thiophanate-methyl
U244	Thiram	U409	Carbamic acid, (1,2-phenylenebis(iminocarbonothioyl))bis-, dimethyl ester
U246	Cyanogen bromide (CN)Br	U410	Ethanimidothiocic acid, N, N'-(thiobis[(methylimino)carbonyloxy])bis-, dimethyl ester
U247	Benzene, 1,1'-(2,2,2-trichloroethylidene)bis[4-methoxy-	U411	Propoxur
U247	Methoxychlor	U411	Phenol, 2-(-1-methylethoxy)-, methylcarbamate
U248	2H-1-Benzopyran-2-one, 4-hydroxy-3-(3-oxo-1-phenyl-butyl)-, & salts, when present at concentrations of 0.3% or less		
U248	Warfarin, & salts, when present at concentrations of 0.3% or less		
U249	Zinc phosphide Zn ₃ P ₂ , when present at concentrations of 10% or less		
U271	Benomyl		
U278	Bendiocarb		
U278	1,3-Benzodioxol-4-ol, 2,2-dimethyl-, methyl carbamate		
U279	Carbaryl		
U279	1-Naphthalenol, methylcarbamate		
U280	Barban		
U280	Carbamic acid, (3-chlorophenol)-, 4-chloro-2-butynyl ester		
U328	Benzenamine, 2-methyl-		
U328	o-Toluidine		
U353	Benzenamine, 4-methyl-		
U353	p-Toluidine		
U359	Ethanol, 2-ethoxy-		
U359	Ethylene glycol monoethyl ether		

APPENDIX E

STATE GUIDANCE

This page intentionally left blank.

STATE GUIDANCE


The Environmental Protection Agency, Office of Solid Waste provides guidance to the implementers (States and Regions) to determine which reported waste should be included in the National Hazardous Waste Biennial Report (NBR). It is the responsibility of each implementer to determine which sites and wastes should be included in the NBR. Implementers indicate which sites and wastes are to be included in the NBR by setting "include in national report" flags. These flags exist at both the site level and waste level. Implementers may submit sites and waste streams that are not included in the NBR. An implementer's complete submission, regardless of whether the site and/or waste stream is marked for inclusion in the NBR, is stored in RCRAInfo.

A site should be included in the NBR if that site was a Large Quantity Generator (based on the federal definition) or a Treatment, Storage or Disposal Facility (TSDF) in calendar year 2005, regardless of the site's current generator and/or TSDF status. The Site ID Form generator status boxes (Item 10.A.1.a, b, or c) and TSDF status box (Item 10.A.3) indicate the site's generator status and TSDF status on the date that the biennial report submission was certified (Item 13). It is possible that a site's generator and/or TSDF status was different in calendar year 2005 than it was at the time of the biennial report submission certification.

Once a site is determined to meet the criteria for inclusion in the NBR, each waste stream reported by that site should be reviewed to determine whether that waste should be included in the NBR. Items to review include: 1) foreign exports, 2) on-site management without a RCRA permit, and 3) wastewaters.

National Biennial RCRA Hazardous Waste Report: Based on 2005 Data

EP



CONTENTS

Introduction	I-1
ALABAMA	1
ALASKA	9
ARIZONA	17
ARKANSAS	25
CALIFORNIA	33
COLORADO	41
CONNECTICUT	49
DELAWARE	57
DISTRICT OF COLUMBIA	65
FLORIDA	73
GEORGIA	81
GUAM	89
HAWAII	97
IDAHO	105
ILLINOIS	113
INDIANA	121
IOWA	129
KANSAS	137
KENTUCKY	145
LOUISIANA	153
MAINE	161
MARYLAND	169
MASSACHUSETTS	177
MICHIGAN	185
MINNESOTA	193
MISSISSIPPI	201
MISSOURI	209
MONTANA	217
NAVAJO NATION	225
NEBRASKA	233

National Biennial RCRA Hazardous Waste Report: Based on 2005 Data

NEVADA.....	241
NEW HAMPSHIRE.....	249
NEW JERSEY.....	257
NEW MEXICO.....	265
NEW YORK.....	273
NORTH CAROLINA.....	281
NORTH DAKOTA.....	289
OHIO.....	297
OKLAHOMA.....	305
OREGON.....	313
PENNSYLVANIA.....	321
PUERTO RICO.....	329
RHODE ISLAND.....	337
SOUTH CAROLINA.....	345
SOUTH DAKOTA.....	353
TENNESSEE.....	361
TEXAS.....	369
TRUST TERRITORIES.....	377
UTAH.....	385
VERMONT.....	393
VIRGIN ISLANDS.....	401
VIRGINIA.....	409
WASHINGTON.....	417
WEST VIRGINIA.....	425
WISCONSIN.....	433
WYOMING.....	441

I

¹The term "State" includes the District of Columbia, Puerto Rico, Guam, the Navajo Nation, the Trust Territories, and the Virgin Islands, in addition to the 50 United States.

ALD046481032
ALD004019642
ALD001221902
AL3210020027
ALR000006817
ALR000014183
ALD982088437
ALD000622464
ALD067123570
ALD981020894
ALD093179315
ALD982142960
ALD006320774
ALD004023164
ALD095688875
ALD031499833
ALD053360897
ALR000008110
ALD040653636
ALD981475304
ALD094476793
ALD983167891
ALD002904506
ALD075045575
ALR000013177
ALD003397569
AL0000266569
ALD078964970
ALD004017901
ALD003395043
ALD004001715
ALD004019691
ALR000013490
ALD981472798
ALD983167925
ALD004009403
ALD003396983
ALR000027383
ALD057213811
ALD004023180
ALD983191206
ALR000001966
ALD980843940
ALD000827154
ALD981860539
ALR000032730
ALR000012906
ALR000014332
ALD031490501
ALD981028798

National Biennial RCRA Hazardous Waste Report: Based on 2005 Data

ALABAMA

2005 WASTE GENERATION, CONTINUED

4 Quantities of Waste Generated in 2005 That Were Reported with Only Characteristic Waste Codes, Only Listed Waste Codes, or Both Characteristic and Listed Waste Codes

Waste Has Only Characteristic Codes	Tons of Waste Generated	Waste Has Only Listed Codes	Tons of Waste Generated	Waste Has Both Characteristic And Listed Codes	Tons of Waste Generated
ONLY IGNITABLE	4,115	ONLY AN F CODE	65,191		
ONLY CORROSIVE	5,270	ONLY A K CODE	85,219		
ONLY REACTIVE	75	ONLY A P CODE	8		
ONLY D004-17	395,327	ONLY A U CODE	122		
ONLY D018-43	151				
HAS MORE THAN ONE CHARACTERISTIC CODE	267,175	HAS MORE THAN ONE LISTED CODE	306		
TOTAL	672,113	TOTAL	150,846	Both Characteristic and Listed	51,789

5 Quantities of Waste Generated in 2005 That Were Multiply Coded

Waste Has Only Characteristic Codes But More Than One Applies	Tons of Waste Generated	Only Listed Codes But Has More Than One	Tons of Waste Generated	Both Characteristic And Listed Codes	Tons of Waste Generated
HAS IGNITABLE CODE	7,218			IGN. W/ AT LEAST 1 LSTD	40,585
HAS CORROSIVE CODE	256,379			CORR. W/ AT LEAST 1 LSTD	4,286
HAS REACTIVE CODE	6,102			REACT. W/ AT LEAST 1 LSTD	1,015
HAS D004-D017 CODE	261,351			D004-17 W/ AT LEAST 1 LSTD	21,801
HAS D018-D043 CODE	3,730			D018-43 W/ AT LEAST 1 LSTD	22,212
		HAS AN F CODE	288	F WASTE W/ AT LEAST 1 CHAR	43,431
		HAS A K CODE	14	K WASTE W/ AT LEAST 1 CHAR	20,748
		HAS A P CODE	285	P WASTE W/ AT LEAST 1 CHAR	190
		HAS A U CODE	306	U WASTE W/ AT LEAST 1 CHAR	9,145
TOTAL	267,175	TOTAL	306	TOTAL	51,789

Note: Columns may not sum to total because a waste code may apply to more than one waste. Mixtures with ignitable, corrosive, reactive, D004-17, and D018-43 characteristic codes may also contain other characteristic waste codes. Similarly, wastes with F, K, P, and U listed codes may have other listed waste codes.

6 Top Ten Wastes Generated*: D001, F003, D002, D008, D007, F005, D006, D035, D009, D018

*Based on the Federal hazardous waste codes most frequently reported, not the quantity generated.

7 Top Ten Quantities of Waste Generated in 2005, by NAICS Code

Rank	NAICS	Description	Tons Generated
1	3314	Nonferrous Metal (except Aluminum) Production and Processing	484,767
2	3251	Basic Chemical Manufacturing	204,961
3	3311	Iron and Steel Mills and Ferroalloy Manufacturing	87,550
4	9281	National Security and International Affairs	34,226
5	5622	Waste Treatment and Disposal	27,051
6	3253	Pesticide, Fertilizer, and Other Agricultural Chemical Manufacturing	10,217
7	3255	Paint, Coating, and Adhesive Manufacturing	4,759
8	3315	Foundries	3,385
9	3259	Other Chemical Product and Preparation Manufacturing	2,640
10	3328	Coating, EnfaB5,ncETmeat Treating, and Allied Activities	2,107
Total			861,663

ALD046481032	SANDERS LEAD COMPANY, INC.
ALD004019642	OCCIDENTAL CHEMICAL CORPORATION
ALD008185407	HUXFORD POLE & TIMBER CO., INC.
ALD001221902	CIBA SPECIALTY CHEMICALS CORPORATION
ALD000622464	CHEMICAL WASTE MANAGEMENT
ALD070513767	GIANT RESOURCE RECOVERY
ALD031490501	BALDWIN POLE & PILING CO., INC.
ALD094476793	ALLWORTH INC
ALD008163388	OCCIDENTAL CHEMICAL CORPORATION
ALD003297116	QUANTEGY RECORDING SOLUTIONS LLC
AL3210020027	ANNISTON ARMY DEPOT
ALD981475304	KW PLASTICS
ALR000008110	mitsubishi polycrystalline silicon americ
ALD040653636	SONY MAGNETIC PRODUCTS INC.OF AMERICA
ALD983167891	TRANS-CYCLE INDUSTRIES INC
ALD981860539	
ALR000027383	
ALD052065117	
ALD005346432	
ALD053360897	
AL7210020742	
ALD982095580	
ALD004012050	
ALD981026677	
ALD004023180	
ALR000019182	
ALD079474037	
AL1800013863	
AL2640090005	

National Biennial RCRA Hazardous Waste Report: Based on 2005 Data

Management Method	Quantity Managed (tons)	Percentage of Quantity	Number of Facilities	Percentage of Facilities
AQUEOUS INORGANIC TREATMENT	17	0.0	2	6.9
AQUEOUS ORGANIC TREATMENT	22,705	2.4	3	10.3
DEEPWELL OR UNDERGROUND INJECTION	4	0.0	1	3.4
FUEL BLENDING	25,727	2.7	3	10.3
INCINERATION	12,608	1.3	5	17.2
LAND TREATMENT/APPLICATION/FARMING	15	0.0	1	3.4
LANDFILL/SURFACE IMPOUNDMENT	99,809	10.4	3	10.3
METALS RECOVERY	204,028	21.3	4	13.8
OTHER DISPOSAL	448,329	46.9	7	24.1
OTHER RECOVERY	3,558	0.4	4	13.8
OTHER TREATMENT	133,778	14.0	6	20.7
SLUDGE TREATMENT	12	0.0	1	3.4
SOLVENTS RECOVERY	5,118	0.5	8	27.6
STABILIZATION	3	0.0	1	3.4

Management Method NORGANIC 4.16 Td (17) TjETQq3164 9TQq316.51999 316.TD.05T.4Lio.N106.67999 56.44 7.6009TQq311TTD*1.60001 reW nBT/TT0:PION

OTHER DISPOSAL	448,329
METALS RECOVERY	204,028
OTHER TREATMENT	133,778
LANDFILL/SURFACE IMPOUNDMENT	99,809
FUEL BLENDING	25,727
AQUEOUS ORGANIC TREATMENT	22,705
INCINERATION	12,608
SOLVENTS RECOVERY	5,118
OTHER RECOVERY	3,558
AQUEOUS INORGANIC TREATMENT	17
LAND TREATMENT/APPLICATION/FARMING	
SLUDGE TREATMENT	
DEEPWELL OR UNDERGROUND INJECTION	
STABILIZATION	

ALR000006817
AL3210020027
ALR000014183
ALD982088437
ALD000622464
ALD067123570
ALD981020894
ALD070513767
ALD093179315
ALD094476793
ALD982142960
ALD001221902
ALD006320774
ALD095688875
ALD004023164
ALD031499833
ALD053360897
ALD075045575
ALD981475304
ALD002904506
ALD983177015
ALR000013177
ALD003397569
AL0000266569
ALD004017901
ALD003395043
ALD004001715
ALD078964970
ALR000008110
ALD004019642
ALR000013490
ALD004019691
ALD981472798
ALD983167925
ALD004009403
ALD0033969820774
ALD067123570ALD981472742

ALABAMA

2005 WASTE RECEIPTS

- 18 Number of RCRA Hazardous Waste Receivers: 9
- 19 Quantity of RCRA Hazardous Waste Received: 120,868 Tons

20 Fifty Largest RCRA Hazardous Waste Receivers in the State, 2005

Rank	EPA ID	Site Name	City	Quantity Received (Tons)
1	ALD000622464	CHEMICAL WASTE MANAGEMENT	EMELLE	58,840
2	ALD070513767	GIANT RESOURCE RECOVERY	ATTALLA	23,801
3	ALD094476793	ALLWORTH INC	BIRMINGHAM	16,808
4	ALD981020894	CMAC ENVIRONMENTAL GROUP INC	GLENCOE	10,792
5	ALD046481032	SANDERS LEAD COMPANY, INC.	TROY	6,538
6	ALD981475304	KW PLASTICS	TROY	3,446
7	ALD983177015	TERRA FIRST - ALABAMA STORAGE OPERATIONS	VERNON	591
8	AL2640090005	TVA POWER SERVICE CENTER	MUSCLE SHOALS	40
9	ALD079474037	UNIVERSITY OF SOUTH ALABAMA MAIN CAMPUS	MOBILE	12
Total				120,868

Note: Column may not sum to total due to rounding.
 State may have fewer than fifty facilities that received waste.

2005 WASTE RECEIPTS, CONTINUED

ALABAMA

2005 INTERSTATE SHIPMENTS AND RECEIPTS

24 Quantity of RCRA Hazardous Waste Interstate Shipments: 163,471 Tons

25 Quantity of RCRA Hazardous Waste Interstate Receipts: 86,984 Tons

26 Alabama Interstate Shipment / Receipts (As reported by Alabama):

ALASKA

2005 WASTE MANAGEMENT

8 Number of RCRA Facilities Contributing to the Hazardous Waste Managed: 3

9 Quantity of RCRA Hazardous Waste Managed: 33,567 Tons

10 Fifty Largest RCRA Hazardous Waste Management Facilities in the State, 2005

Rank	EPA ID	Site Name	City	Tons of Waste Managed
1	AKD048679682	TESORO ALASKA KENAI REFINERY	KENAI	32,097
2	AKD000643239	BP EXPLORATION ALASKA PRUDHOE BAY	PRUDHOE BAY	1,182
3	AKR000004184	EMERALD ALASKA, INC	ANCHORAGE	289
Total				33,567

Note: Column may not sum to total due to rounding.
 State may have fewer than fifty RCRA facilities contributing to the hazardous waste managed.
 Facilities reporting storage only and their quantity managed are excluded.

ALASKA

2005 WASTE MANAGEMENT, CONTINUED

11 Quantity of RCRA Hazardous Waste Managed by Management Method, 2005

Management Method	Quantity Managed (tons)	Percentage of Quantity	Number of Facilities	Percentage of Facilities
AQUEOUS ORGANIC TREATMENT	1,125	3.4	1	33.3
DEEPWELL OR UNDERGROUND INJECTION	32,151	95.8	2	66.7
OTHER DISPOSAL	289	0.9	1	33.3
OTHER RECOVERY	3	0.0	1	33.3
	33,567	100.0	3	

12 Management Method by Quantity of RCRA Hazardous Waste Managed, 2005

Management Method	Quantity Managed (tons)	Percentage of Quantity	Number of Facilities	Percentage of Facilities
DEEPWELL OR UNDERGROUND INJECTION	32,151	95.8	2	66.7
AQUEOUS ORGANIC TREATMENT	1,125	3.4	1	33.3
OTHER DISPOSAL	289	0.9	1	33.3
OTHER RECOVERY	3	0.0	1	33.3
	33,567	100.0	3	

13 Management Method and Quantity of RCRA Hazardous Waste Managed by Number of Facilities, 2005

Management Method	Quantity Managed (tons)	Percentage of Quantity	Number of Facilities	Percentage of Facilities
DEEPWELL OR UNDERGROUND INJECTION	32,151	95.8	2	66.7
AQUEOUS ORGANIC TREATMENT	1,125	3.4	1	33.3
OTHER DISPOSAL	289	0.9	1	33.3
OTHER RECOVERY	3	0.0	1	33.3
	33,567	100.0	3	

Note: Columns may not sum to total due to rounding.
 Number of Facilities column may not sum to total because facilities may have multiple handling methods.
 Facilities reporting storage only and their quantity managed are excluded.

14 Top Wastes Managed*: D018, D001, D003, D006, D010, F002, F039

*Based on the Federal hazardous waste codes most frequently reported, not the quantity managed.

EPA ID	Site Name	City	Quantity Shipped
AKR000201632	ADEC CLEANUP 3603 WYOMING DR. ANCHORAGE	ANCHORAGE	322
AKD048679682	TESORO ALASKA KENAI REFINERY	KENAI	166
AKD980987499	FLINT HILLS RESOURCES ANCHORAGE TERMINAL	ANCHORAGE	148
AKD052581758	ALYESKA TAPS VALDEZ MARINE TERMINAL	VALDEZ	56
AKD000850701	FLINT HILLS RESOURCES NORTH POLE REFINER	NORTH POLE	48
AK6210022426	USARMY FT WAINWRIGHT	FORT WAINWRIGHT	47
AK8570028649	USAF ELMENDORF AFB	ELMENDORF AFB	37
AKD983072794	USARMY USACE MT EDGE CUMBE HIGH SCH	SITKA	31
AK1570028646	USAF EIELSON AFB	EIELSON AFB	29
AK1210022157	USARMY FT RICHARDSON	FORT RICHARDSON	27
AK8690360492	USDHS CG ISC KETCHIKAN	KETCHIKAN	25
AK9690330742	USDHS CG INTEGRATED SUPPRT COMMAND KODIAK	KODIAK	25
AKR000200857	ALASKA GOLD COMPANY	NOME	24
AKR000201780	USDA FS ROOSEVELT HARBOR PUBLIC USE AREA	WRANGELL	23
AKD000643239	BP EXPLORATION ALASKA PRUDHOE BAY	PRUDHOE BAY	22
AKD981767015	ANCHORAGE MUNICIPALITY PUBLIC TRANS DEPT	ANCHORAGE	21
AK0000228395	USARMY USACE NORTHEAST CAPE	SAVOONGA	18
AKD048679567	UNIVERSITY OF ALASKA FAIRBANKS	FAIRBANKS	15
AK1690502330	USDOT FAA, MIDDLETON ISLAND	CORDOVA	14
AKD048671580	UNOCAL SWANSON RIVER OILFIELD	KENAI	12
AKR000004390	PRECISION POWER LLC	ANCHORAGE	11
AKR000200725	APC RODMAN BAY LOG TRANSFER FACILITY	SITKA	10
AKD980329643	ALYESKA TAPS PUMP STATION 12	COPPER CENTER	9
AKD055503825	TESORO ALASKA ANCHORAGE TERMINAL #2	ANCHORAGE	8
AKD981765902	UNIVAR USA INC.	ANCHORAGE	7
AK0000141184	WARDS COVE INDUSTRIAL & MARITIME CENTER	KETCHIKAN	7
AK3210022155	USARMY FT GREELY	DELTA JUNCTION	6
AKD981769821	ALASKA SHIP & DRYDOCK	KETCHIKAN	5
AKR000201574	PAUL MANEY	ANCHORAGE	4
AKD981767403	ALASKA RAILROAD CORPORATION	ANCHORAGE	4
AKR000201673	YUKON-KUSKOKWIM HEALTH CORPORATION	BETHEL	3
AKR000002352	FORT KNOX MINE	FAIRBANKS	3
AKR000201616	CAMP LONELY	BARROW	2
AKD000814012	SCHLUMBERGER TECHNOLOGY CORPORATION	PRUDHOE BAY	2
AKR000201665	ANTHC DEHE LOWER YARD SHIPPING & RECVNG	ANCHORAGE	2
AKR000003715	SGS ENVIRONMENTAL SERVICES, INC.	ANCHORAGE	1
AKD983072927	SWALLING CONSTRUCTION CO.	ANCHORAGE	1
AKR000004184	EMERALD ALASKA, INC	ANCHORAGE	0

1,196

ALASKA

2005 WASTE RECEIPTS

18 Number of RCRA Hazardous Waste Receivers: 4

19 Quantity of RCRA Hazardous Waste Received: 149 Tons

20 Fifty Largest RCRA Hazardous Waste Receivers in the State, 2005

Rank	EPA ID	Site Name	City	Quantity Received (Tons)
1	AKR000004184	EMERALD ALASKA, INC	ANCHORAGE	144
2	AK8570028649	USAF ELMENDORF AFB	ELMENDORF AFB	4
3	AK9690330742	USDHS CG INTEGRATD SUPPRT COMMAND KODIAK	KODIAK	0
4	AK8690360492	USDHS CG ISC KETCHIKAN	KETCHIKAN	0
Total				149

Note: Column may not sum to total due to rounding.
State may have fewer than fifty facilities that received waste.

ALASKA

2005 INTERSTATE SHIPMENTS AND RECEIPTS

24 Quantity of RCRA Hazardous Waste Interstate Shipments: 1,048 Tons

25 Quantity of RCRA Hazardous Waste Interstate Receipts: 0 Tons

26 Alaska Interstate Shipment / Receipts (As reported by Alaska):

EPA ID

AZD982441263 WESTATES CARBON-ARIZONA INC.
AZD081705402 HERITAGE ENVIRONMENTAL SVCS., INC.
AZD982483695 MARYVALE HOSPITAL
AZR000001107 INTEL CORP., OCOTILLO CAMPUS
AZD001886597 BHP COPPER INC.
AZD980816920 FREESCALE SEMICONDUCTOR INC.
AZR000043703 AMERICAN WOODMARK CORP.
AZD982508723 GRIGG`S PAINT OF DOMCOM ENTERPRISES
AZD982491631 PRAXAIR ELECTRONICS, INC.
AZT000624445 SOUTH BAY CIRCUITS, INC.
AZ0000337360 ONYX SPECIAL SERVICES, INC.
AZD063274609 SANMINA-SCI CORP
AZ0000886572 STMICROELECTRONICS, INC.
AZD000625715 GOULD ELECTRONICS INC.
AZR000035436 ON SEMICONDUCTOR & SCI, LLC
AZD009005422 RAYTHEON CO. USAF PLT 44
AZD981667686 MICROCHIP TECHNOLOGY INC.
AZD009000050 HONEYWELL ENGINES
AZD083717843 PHELPS DODGE BAGDAD, INC.
AZD981648835 CITY OF PHX/ VAL VISTA WATER PLT
AZD003987997 HEXCEL CORPORATION
AZ0000068957 ARIZONA GALVANIZING, INC.
AZD981969504 SAFETY-KLEEN SYSTEMS INC
AZD008398505 CHEMRESEARCH CO., INC.
AZD001886654 RESOLUTION COPPER MINING LLC.
AZD980881163 MCDONNELL DOUGLAS HELICOPTER
AZD008397127 ASARCO HAYDEN SMELTER
AZT050010636 CORNING GILBERT INC.
AZD060624251 PHELPS DODGE MIAMI, INC.
AZD082890799 LITTON SYSTEMS, INC.
AZD982506222 ROGERS CORP., ADV. CIRCUIT MTRLS
AZR000031856 AUTOMATION PLATING CORP.
AZD980814479 UNIVERSAL PROPULSION CO., INC.
AZ5213820991 US ARMY GARRISON YUMA
AZD982491649 TRW VEHICLE SAFETY SYSTEMS, INC.
AZ0000379180 SAV-ON PLATING INC.
AZD041456872 TREFFERS PRECISION, INC.
AZD981988967 MASTERCRAFT CABINETS, INC.
AZD000819615 UNIVERSITY OF ARIZONA
AZD091235457 INTEL CORP., MAIN CHANDLER CAMPUS
AZD981669989 GOLD TECH INDUSTRIES
AZR000001016 FUJIFILM ELECTRONIC MATERIALS USA, IINC.
AZD006335152 STURM, RUGER & CO., INC.
AZD982435166 PRINTPACK INC.
AZD094527587
AZD982519746
AZD070258017
AZR000004721
AZD982486169
AZD079014221

ARIZONA

2005 WASTE GENERATION, CONTINUED

4 Quantities of Waste Generated in 2005 That Were Reported with Only Characteristic Waste Codes,

Waste Has Only Characteristic Codes	Tons of Waste Generated	Waste Has Only Listed Codes	Tons of Waste Generated	Waste Has Both Characteristic And Listed Codes	Tons of Waste Generated
ONLY IGNITABLE	536	ONLY AN F CODE	6,481		
ONLY CORROSIVE	1,025	ONLY A K CODE	9		
ONLY REACTIVE	73	ONLY A P CODE	49		
ONLY D004-17	5,153	ONLY A U CODE	19		
ONLY D018-43	257				
HAS MORE THAN ONE		HAS MORE THAN ONE			
	2,343		0		
TOTAL	9,385	TOTAL	6,557	Both Characteristic and Listed	8,331

5 Quantities of Waste Generated in 2005 That Were Multiply Coded

Waste Has Only Characteristic Codes But More Than One Applies	Tons of Waste Generated	Only Listed Codes But Has More Than One	Tons of Waste Generated	Both Characteristic And Listed Codes	Tons of Waste Generated
HAS IGNITABLE CODE	461			IGN. W/ AT LEAST 1 LSTD	4,983
HAS CORROSIVE CODE	1,950			CORR. W/ AT LEAST 1 LSTD	1,448
HAS REACTIVE CODE	106			REACT. W/ AT LEAST 1 LSTD	438
HAS D004-D017 CODE	2,000			D004-17 W/ AT LEAST 1 LSTD	4,851
HAS D018-D043 CODE	264			D018-43 W/ AT LEAST 1 LSTD	2,225
		HAS AN F CODE	0	F WASTE W/ AT LEAST 1 CHAR	7,301
		HAS A K CODE	0	K WASTE W/ AT LEAST 1 CHAR	129
		HAS A P CODE	0	P WASTE W/ AT LEAST 1 CHAR	1,061
		HAS A U CODE	0	U WASTE W/ AT LEAST 1 CHAR	1,042
TOTAL	2,343	TOTAL	0	TOTAL	8,331

Note: Columns may not sum to total because a waste code may apply to more than one waste. Mixtures with ignitable, corrosive, reactive, D004-17, and D018-43 characteristic codes may also contain other characteristic waste codes. Similarly, wastes with F, K, P, and U listed codes may have other listed waste codes.

D001, D002, D007, F003, D008, D006, F005, D003, D035, D011

*Based on the Federal hazardous waste codes most frequently reported, not the quantity generated.

Rank	NAICS	Description	Tons Generated
	5622	Waste Treatment and Disposal	
	3344	Semiconductor and Other Electronic Component Manufacturing	
	6221	General Medical and Surgical Hospitals	
	2122	Metal Ore Mining	
	3328	Coating, Engraving, Heat Treating, and Allied Activities	
	3364	Aerospace Product and Parts Manufacturing	
	3371	Household and Institutional Furniture and Kitchen Cabinet Manufacturing	
	3359	Other Electrical Equipment and Component Manufacturing	
	3251	Basic Chemical Manufacturing	
	4441	Food and Kindred Product Manufacturing	

ARIZONA

2005 WASTE MANAGEMENT

8 Number of RCRA Facilities Contributing to the Hazardous Waste Managed: 10

9 Quantity of RCRA Hazardous Waste Managed:

Rank	EPA ID	Site Name	City	Tons of Waste Managed
1	AZD980735500	WORLD RESOURCES COMPANY	TOLLESON	26,155
2	AZD982441263	WESTATES CARBON-ARIZONA INC.	PARKER	6,008
3	AZD009015389	ROMIC ENVIRONMENTAL TECHNOLOGY CORPORA	CHANDLER	1,740
4	AZ0000337360	ONYX SPECIAL SERVICES, INC.	PHX	97
5	AZ5213820991	US ARMY GARRISON YUMA	YUMA	65
6	AZD981669989	GOLD TECH INDUSTRIES	TEMPE	52
7	AZR000037382	BARRY M. GOLDWATER RANGE WSTRN HALF	YUMA	2
8	AZ4570024055	DAVIS MONTHAN AFB	DMAFB	1
9	AZ7213820635	CAMP NAVAJO, AZ ARMY NATL GUARD	BELLEMONT	0
10	AZD049318009	CLEAN HARBORS ARIZONA LLC	PHX	0
Total				34,121

National Biennial RCRA Hazardous Waste Report: Based on 2005 Data

Management Method	Quantity Managed (tons)	Percentage of Quantity	Number of Facilities	Percentage of Facilities
AQUEOUS INORGANIC TREATMENT	52	0.2	2	20.0
ENERGY RECOVERY	0	0.0	1	10.0
FUEL BLENDING	1,199	3.5	1	10.0
INCINERATION	69	0.2	2	20.0
METALS RECOVERY	96	0.3	2	20.0
OTHER RECOVERY	1	0.0	1	10.0
OTHER TREATMENT	32,231	94.5	6	60.0
SOLVENTS RECOVERY	472	1.4	1	10.0

Management Method	Quantity Managed (tons)	Percentage of Quantity	Number of Facilities	Percentage of Facilities
OTHER TREATMENT	32,231	94.5	6	60.0
FUEL BLENDING	1,199	3.5	1	10.0
SOLVENTS RECOVERY	472	1.4	1	10.0
METALS RECOVERY	96	0.3	2	20.0
INCINERATION	69	0.2	2	20.0
AQUEOUS INORGANIC TREATMENT	52	0.2	2	20.0
OTHER RECOVERY	1	0.0	1	10.0
ENERGY RECOVERY	0	0.0	1	10.0

Management Method	Quantity Managed (tons)	Percentage of Quantity	Number of Facilities
OTHER TREATMENT	32,231	94.5	6
AQUEOUS INORGANIC TREATMENT	52	0.2	
INCINERATION	69	0.2	
METALS RECOVERY	96	0.3	
ENERGY RECOVERY	0	0.0	
FUEL BLENDING	1,199	3.5	
SOLVENTS RECOVERY	472	1.4	
OTHER RECOVERY	1	0.0	

EPA ID	Site Name	
AZD009015389	ROMIC ENVIRONMENTAL TECHNOLOGY CORPORA	CHANDLER
AZD081705402	HERITAGE ENVIRONMENTAL SVCS., INC.	COOLIDGE
AZD982483695	MARYVALE HOSPITAL	PHX
AZR000001107	INTEL CORP., OCOTILLO CAMPUS	CHANDLER
AZD001886597	BHP COPPER INC.	SAN MANUEL
AZD981969504	SAFETY-KLEEN SYSTEMS INC	CHANDLER
AZD980816920	FREESCALE SEMICONDUCTOR INC.	CHANDLER
AZR000043703	AMERICAN WOODMARK CORP.	KINGMAN
AZD982508723	GRIGG'S PAINT OF DOMCOM ENTERPRISES	PHX
AZD982491631	PRAXAIR ELECTRONICS, INC.	KINGMAN
AZT000624445	SOUTH BAY CIRCUITS, INC.	CHANDLER
AZ0000337360	ONYX SPECIAL SERVICES, INC.	PHX
AZD063274609	SANMINA-SCI CORP	PHX
AZ0000886572	STMICROELECTRONICS, INC.	PHX
AZD000625715	GOULD ELECTRONICS INC.	CHANDLER
AZR000035436	ON SEMICONDUCTOR & SCI, LLC	PHX
AZD982441263	WESTATES CARBON-ARIZONA INC.	P RETES CARBONP1BCSN
AZD980892897	SAFETY-KLEEN SYSTEMS INC	A1BCSN
AZD009005422	RAYTHEON CO. USAF PLT 44	A1EMP
AZD981667686	MICROCHIP TECHNOLOGY INC.	PHX
AZD009000050	HONEYWELL ENGINES	
AZD083717843	PHELPS DODGE BAGDAD, INC.	
AZD049318009	CLEAN HARBORS ARIZONA LLC	
AZD981648835	CITY OF PHX/ VAL VISTA WATER PLT	
AZD003987997	HEXCEL CORPORATION	
AZ0000068957	ARIZONA GALVANIZING, INC.	
AZD008398505	CHEMRESEARCH CO., INC.	
AZD001886654	RESOLUTION COPPER MINING LLC.	
AZD980881163	MCDONNELL DOUGLAS HELICOPTER	
AZD008397127	ASARCO HAYDEN SMELTER	
AZT050010636	CORNING GILBERT INC.	
AZD982506222	ROGERS CORP., ADV. CIRCUIT MTRLS	
AZD082890799	LITTON SYSTEMS, INC.	
AZR000031856	AUTOMATION PLATING CORP.	
AZD980814479	UNIVERSAL PROPULSION CO., INC.	
AZD982491649	TRW VEHICLE SAFETY SYSTEMS, INC.	
AZ0000379180	SAV-ON PLATING INC.	
AZD041456872	TREFFERS PRECISION, INC.	
AZD000819615	UNIVERSITY OF ARIZONA	
AZD981988967	MASTERCRAFT CABINETS, INC.	
AZD091235457	INTEL CORP., MAIN CHANDLER CAMPUS	
AZR000001016	FUJIFILM ELECTRONIC MATERIALS USA, IINC.	
AZD006335152	STURM, RUGER & CO., INC.	
AZD982435166	PRINTPACK INC.	
AZD982519746	IMATION CORP.	
AZD070258017	OBERG INDUSTRIES	
AZR000004721	FLIPCHIP INTERNATIONAL, LLC	
AZD982486169	METCO METAL FINISHING, INC.	
AZD079014221	GOWAN MILLING L.L.C.	
AZD983466673	CIRCUIT EXPRESS INC.	

ARIZONA

2005 WASTE RECEIPTS

18 Number of RCRA Hazardous Waste Receivers: 10

19 Quantity of RCRA Hazardous Waste Received: 35,573 Tons

20 Fifty Largest RCRA Hazardous Waste Receivers in the State, 2005

Rank	EPA ID	Site Name	City	Quantity Received (Tons)
1	AZD980735500	WORLD RESOURCES COMPANY	TOLLESON	26,155
2	AZD081705402	HERITAGE ENVIRONMENTAL SVCS., INC.	COOLIDGE	3,827
3	AZD009015389	ROMIC ENVIRONMENTAL TECHNOLOGY CORPORATI	CHANDLER	3,280
4	AZD982441263	WESTATES CARBON-ARIZONA INC.	PARKER	1,299
5	AZD981969504	SAFETY-KLEEN SYSTEMS INC	CHANDLER	601
6	AZD980892897	SAFETY-KLEEN SYSTEMS INC	TUCSON	203
7	AZ0000337360	ONYX SPECIAL SERVICES, INC.	PHX	100
8	AZD049318009	CLEAN HARBORS ARIZONA LLC	PHX	97
9	AZD000819615	UNIVERSITY OF ARIZONA	TUCSON	9
10	AZR000037382	BARRY M. GOLDWATER RANGE WSTRN HALF	YUMA	2
Total				35,573

Note: Column may not sum to total due to rounding.
 State may have fewer than fifty facilities that received waste.

ARIZONA

2005 WASTE RECEIPTS, CONTINUED

AQUEOUS INORGANIC TREATMENT

ARIZONA

2005 INTERSTATE SHIPMENTS AND RECEIPTS

24 Quantity of RCRA Hazardous Waste Interstate Shipments: 18,293 Tons

25 Quantity of RCRA Hazardous Waste Interstate Receipts: 17,213 Tons

26 Arizona Interstate Shipment / Receipts (As reported by Arizona):

The State to which Arizona shipped the largest quantity of waste was California (6,751 tons).

The State that shipped the largest quantity of waste to Arizona was California (12,818 tons).

ARD006354161
ARD043195429
ARD983278243
ARD981908890
AR0213820707
ARD069748192
AR0000064311
ARR000005736
ARD983288499
ARD053730701
ARD089234884
ARD983267600
ARD981512270

ARKANSAS

2005 WASTE GENERATION, CONTINUED

4 Quantities of Waste Generated in 2005 That Were Reported with Only Characteristic Waste Codes, Only Listed Waste Codes, or Both Characteristic and Listed Waste Codes

Waste Has Only Characteristic Codes	Tons of Waste Generated	Waste Has Only Listed Codes	Tons of Waste Generated	Waste Has Both Characteristic And Listed Codes	Tons of Waste Generated
ONLY IGNITABLE	6,573	ONLY AN F CODE	4,239		
ONLY CORROSIVE	4,856	ONLY A K CODE	226,628		
ONLY REACTIVE	58	ONLY A P CODE	1		
ONLY D004-17	29,908	ONLY A U CODE	50		
ONLY D018-43	9,837				
HAS MORE THAN ONE CHARACTERISTIC CODE	31,108	HAS MORE THAN ONE LISTED CODE	94,266		
TOTAL	82,339	TOTAL	325,184	Both Characteristic and Listed	36,192

5 Quantities of Waste Generated in 2005 That Were Multiply Coded

Waste Has Only Characteristic Codes But More Than One Applies	Tons of Waste Generated	Only Listed Codes But Has More Than One	Tons of Waste Generated	Both Characteristic And Listed Codes	Tons of Waste Generated
HAS IGNITABLE CODE	25,272			IGN. W/ AT LEAST 1 LSTD	16,367
HAS CORROSIVE CODE	27,735			CORR. W/ AT LEAST 1 LSTD	23,574
HAS REACTIVE CODE	25,144			REACT. W/ AT LEAST 1 LSTD	9,301
HAS D004-D017 CODE	26,396			D004-17 W/ AT LEAST 1 LSTD	20,961
HAS D018-D043 CODE	3,433			D018-43 W/ AT LEAST 1 LSTD	14,532
		HAS AN F CODE	93,004	F WASTE W/ AT LEAST 1 CHAR	34,659
		HAS A K CODE	93,003	K WASTE W/ AT LEAST 1 CHAR	6,733
		HAS A P CODE	1,262	P WASTE W/ AT LEAST 1 CHAR	0
		HAS A U CODE	94,266	U WASTE W/ AT LEAST 1 CHAR	4,559
TOTAL	31,108	TOTAL	94,266	TOTAL	36,192

Note: Columns may not sum to total because a waste code may apply to more than one waste. Mixtures with ignitable, corrosive, reactive, D004-17, and D018-43 characteristic codes may also contain other characteristic waste codes. Similarly, wastes with F, K, P, and U listed codes may have other listed waste codes.

6 Top Ten Wastes Generated*: D001, D002, D006, D003, D005, D004, D007, D008, F003, F005

*Based on the Federal hazardous waste codes most frequently reported, not the quantity generated.

7 Top Ten Quantities of Waste Generated in 2005, by NAICS Code

Rank	NAICS	Description	Tons Generated
1	5622	Waste Treatment and Disposal	149,502
2	3251	Basic Chemical Manufacturing	108,980
3	3311	Iron and Steel Mills and Ferroalloy Manufacturing	102,735
4	9281	National Security and International Affairs	28,529
5	3329	Other Fabricated Metal Product Manufacturing	9,966
6	3321	Forging and Stamping	8,590
7	4881	Support Activities for Air Transportation	8,360
8	3149	Other Textile Product Mills	6,480
9	3273	Cement and Concrete Product Manufacturing	4,219
10	3241	Petroleum and Coal Products Manufacturing	2,315
Total			429,676

			Tons of Waste Managed
ARD006354161	REYNOLDS METALS COMPANY	ARKADELPHIA	169,678
ARD981057870	RINECO CHEMICAL INSIDUSTRIES, INC	BENTON	151,659
ARD981512270	ASH GROVE CEMENT CO	FOREMAN	98,925
ARD043195429	GREAT LAKES CHEMICAL CORP. CENTRAL PLANT	EL DORADO	92,695
ARD069748192	TERIS LLC	EL DORADO	46,751
ARR000005736	KEARNEY-NATIONAL INC. REMEDIATION PROJ.	FAYETTEVILLE	8,588
ARD983288499	AIRBORNE NACELLE SERVICES	HOT SPRINGS	8,325
ARD089234884	EASTMAN SE, INC.	BATESVILLE	6,855
ARD983267600	TOKUSEN U.S.A., INC.	CONWAY	4,570
ARD052528809	ALBEMARLE CORPORATION SOUTH PLANT	MAGNOLIA	2,463
ARD983274770	MID-AMERICA DISTILLATIONS, INC	HOT SPRINGS	2,082
AR0213820707	PINE BLUFF ARSENAL	PINE BLUFF	1,372
ARD077389393	SLOAN VALVE COMPANY	AUGUSTA	1,354
ARD982758997	SOLDER PLATING, LLC DBA B&W PLATING	VAN BUREN	658
ARD983273590	CRANE COMPOSITES INC.	JONESBORO	228
ARD091688283	AEROJET-GENERAL CORPORATION	EAST CAMDEN	189
ARD077395283	L`OREAL USA PRODUCTS, INC.	NORTH LITTLE ROCK	48
ARD046142956	WOOD MFG. CO. / RANGER BOATS	FLIPPIN	24
ARD990869588	AERO, INC	NASHVILLE	23
ARD006344972	BALL METAL FOOD CONTAINER CORP	SPRINGDALE	17
ARD006345946	PLASTICS RESEARCH & DEVELOPMENT CORP.	FORT SMITH	14
ARD122185192	WHEATLAND TUBE COMPANY	LITTLE ROCK	14
ARD058076811	ARKANSAS POLY INC.	VAN BUREN	9
ARD006355341	EATON HYDRAULICS INC.	SEARCY	6
ARD981158405	UNIV OF AR FOR MEDICAL SCIENCES	LITTLE ROCK	2
ARD983278243	NUCOR STEEL - ARKANSAS	BLYTHEVILLE	1
ARD055600001	UNIVERSITY OF ARKANSAS	FAYETTEVILLE	0
ARD980621155	LOCKHEED MARTIN MISSILES & FIRE CONTROL	CAMDEN	0
Total			596,549

National Biennial RCRA Hazardous Waste Report: Based on 2005 Data

Management Method	Quantity Managed Percentage of (tons)	
AQUEOUS INORGANIC TREATMENT	12,918	2.2
DEEPWELL OR UNDERGROUND INJECTION	95,158	16.0
ENERGY RECOVERY	118,768	19.9
FUEL BLENDING	151,654	25.4
INCINERATION	90,884	15.2
LAND TREATMENT/APPLICATION/FARMING	0	0.0
LANDFILL/SURFACE IMPOUNDMENT	123,121	20.6
METALS RECOVERY	5	0.0
OTHER DISPOSAL	14	0.0
OTHER RECOVERY	2,082	0.3
OTHER TREATMENT	1,597	0.3
SOLVENTS RECOVERY	348	0.1

17 EN-15.88 456.0Uargesto totaEX88 586.52-Dazardous Was10

14

Rank	EPA ID	Site Name	City	Quantity Shipped (Tons)
1	ARD981057870	RINECO CHEMICAL INSDUSTRIES, INC	BENTON	87,983
2	ARD983278243	NUCOR STEEL - ARKANSAS	BLYTHEVILLE	52,329
3	ARD981908890	NUCOR-YAMATO STEEL COMPANY	BLYTHEVILLE	40,602
4	ARD069748192	TERIS LLC	EL DORADO	30,546
5	AR0213820707	PINE BLUFF ARSENAL	PINE BLUFF	26,914
6	AR0000064311	REMINGTON ARMS COMPANY, INC.	LONOKE	9,671
7	ARD053730701	QUANEX MACSTEEL DIVISION	FORT SMITH	7,945
8	ARD093792067	CIBA SPECIALTY CHEMICALS	W. MEMPHIS	3,607
9	ARD981512270	ASH GROVE CEMENT CO	FOREMAN	3,495
10	ARD000021998	LION OIL COMPANY	EL DORADO	2,041
11	ARD983267600	TOKUSEN U.S.A., INC.	CONWAY	1,910
12	ARD983287889	LYCUS LTD.	EL DORADO	1,854
13	ARD092923184	THE BRYCE COMPANY, LLC	SEARCY	1,311
14	ARD983272485	TREFILARBED, ARKANSAS, INC.	PINE BLUFF	1,296
15	ARD030414494	HELENA CHEMICAL COMPANY	WEST HELENA	1,264
16	ARD006354161	REYNOLDS METALS COMPANY	ARKADELPHIA	670
17	ARR000009332	WAL-MART RETURN CENTER 8098	BENTONVILLE	619
18	ARD052528809	ALBEMARLE CORPORATION SOUTH PLANT	MAGNOLIA	587
19	ARD007240716	AMERON PERFORMANCE COATINGS AND FINISHES	ALEXANDER	579
20	ARD043195429	GREAT LAKES CHEMICAL CORP. CENTRAL PLANT	EL DORADO	561
21	ARD077395283	L'OREAL USA PRODUCTS, INC.	NORTH LITTLE ROCK	492
22	ARD139607048	CYRO INDUSTRIES	OSCEOLA	477
23	ARD000709584	SUPERIOR INDUSTRIES INTERNATIONAL INC.	FAYETTEVILLE	471
24	ARD006344824	KOPPERS INC.	NORTH LITTLE ROCK	386
25	ARD000022186	GREAT LAKES CHEMICAL CORP. SOUTH PLANT	EL DORADO	373
26	ARD093404143	ALLIED TUBE AND CONDUIT CORPORATION	PINE BLUFF	371
27	ARR000014753	CITY OF FAYETTEVILLE	FAYETTEVILLE	316
28	ARD982558595	ARKANSAS GALVANIZING, INC.	PRAIRIE GROVE	274
29	ARD118888585	CHEM-FAB CORPORATION	HOT SPRINGS	247
30	ARD062145388	ASHLAND SPECIALTY CHEMICAL COMPANY	FORT SMITH	243
31	AR0000885889	INSPEC FOAMS	MAGNOLIA	219
32	ARD983274770	MID-AMERICA DISTILLATIONS, INC	HOT SPRINGS	215
33	ARR000000083	AMERIMAX COATED PRODUCTS, INC.	HELENA	204
34	ARD000388983	KOHLER CO SHERIDAN OPERATIONS	SHERIDAN	192
35	ARR000010256	FEDEX FRGHT EAST INC. CHEM MGT	LITTLE ROCK	191
36	ARD044484780	DANAHER TOOL GROUP SPRINGDALE OPS	SPRINGDALE	191
37	ARD038882676	KAWNEER COMPANY INC	SPRINGDALE	177
38	AR0002349934	AMERICAN RAILCAR INDUSTRIES, INC.	PARAGOULD	170
39	ARD067671313	WEYERHAEUSER CO./TREATING PLANT	DE QUEEN	145
40	ARD983273590	CRANE COMPOSITES INC.	JONESBORO	136
41	ARD035500818	SOUTHERN STEEL & WIRE COMPANY	FORT SMITH	131
42	ARD021344700	IC CORPORATION	CONWAY	130
43	ARD075664243	PACKAGING SPECIALTIES INC.	FAYETTEVILLE	129
44	ARD044063576	MARTIN SPROCKET & GEOV, INC	PARAGOULD	124
45	ARR000006593	AMERICAN RAILCAR INDUSTRIES, INC.	MARMADUKE	106
46	ARD008049298	AMFUEL	MAGNOLIA	102
47	ARD006344972	BALL METAL FOOD CONTAINER CORP	SPRINGDALE	95
48	ARD981155427	JAN-EZE PLATING, INC.	NASHVILLE	90
49	ARD006338099	CLARIDGE PRODUCTS & EQUIPMENT INC	HARRISON	89
50	ARD084938737	ARMTEC COUNTERMEASURES COMPANY	EAST CAMDEN	82
Total				282,352

Note: Column may not sum to total due to rounding.
State may have fewer than fifty shippers.

Rank	EPA ID	Site Name	City	Quantity Received (Tons)
1	ARD981512270	ASH GROVE CEMENT CO	FOREMAN	98,201
2	ARD981057870	RINECO CHEMICAL INSDUSTRIES, INC	BENTON	78,115
3	ARD069748192	TERIS LLC	EL DORADO	50,409
4	ARD006354161	REYNOLDS METALS COMPANY	ARKADELPHIA	44,487
5	ARD983274770	MID-AMERICA DISTILLATIONS, INC	HOT SPRINGS	2,082
6	ARD980621155	LOCKHEED MARTIN MISSILES & FIRE CONTROL	CAMDEN	0
Total				273,294

Column may not sum to total due to rounding.

ARD j /T15999 60.- 6 01 Td (1)T,294

ARKANSAS

2005 WASTE RECEIPTS, CONTINUED

**21 Quantity of RCRA Hazardous Waste Managed by Management Method
Limited to Waste Received from Offsite, 2005**

Management Method	Quantity Managed (tons)	Percentage of Quantity	Number of Facilities	Percentage of Facilities
ENERGY RECOVERY	112,400	41.1	2	33.3
FUEL BLENDING	75,081	27.5	1	16.7
INCINERATION	75,831	27.7	3	50.0
METALS RECOVERY	5	0.0	1	16.7
OTHER RECOVERY	2,082	0.8	1	16.7
STORAGE AND/OR TRANSFER	7,896	2.9	2	33.3
	273,294	100.0	6	

**22 Management Method by Quantity of RCRA Hazardous Waste Managed
Limited to Waste Received from Offsite, 2005**

Management Method	Quantity Managed (tons)	Percentage of Quantity	Number of Facilities	Percentage of Facilities
ENERGY RECOVERY	112,400	41.1	2	33.3
INCINERATION	75,831	27.7	3	50.0
FUEL BLENDING	75,081	27.5	1	16.7
STORAGE AND/OR TRANSFER	7,896	2.9	2	33.3
OTHER RECOVERY	2,082	0.8	1	16.7
METALS RECOVERY	5	0.0	1	16.7
	273,294	100.0	6	

**23 Management Method and Quantity of RCRA Hazardous Waste Managed by Number of Facilities
Limited to Waste Received from Offsite, 2005**

Management Method	Quantity Managed (tons)	Percentage of Quantity	Number of Facilities	Percentage of Facilities
INCINERATION	75,831	27.7	3	50.0
ENERGY RECOVERY	112,400	41.1	2	33.3
STORAGE AND/OR TRANSFER	7,896	2.9	2	33.3
FUEL BLENDING	75,081	27.5	1	16.7
METALS RECOVERY	5	0.0	1	16.7
OTHER RECOVERY	2,082	0.8	1	16.7
	273,294	100.0	6	

Note: Columns may not sum to total due to rounding.
Number of Facilities column may not sum to total because facilities may have multiple handling methods.

ARKANSAS

2005 INTERSTATE SHIPMENTS AND RECEIPTS

24 Quantity of RCRA Hazardous Waste Interstate Shipments: 206,222 Tons

25 Quantity of RCRA Hazardous Waste Interstate Receipts: 200,730 Tons

26 Arkansas Interstate Shipment / Receipts (As reported by Arkansas):

The State to which Arkansas shipped the largest quantity of waste was Illinois (72,708 tons).

The State that shipped the largest quantity of waste to Arkansas was Texas (74,884 tons).

EPA ID

CAL000097718
CAD008302903
CAD009164021
CAD982036311
CAD982412702
CAD088504881
CAD009452657
CAD097854541
CAD982053076
CAD044429835
CAR000052076
CAR000162933
CAD982439895
CAD066233966
CAD001216548
CAD008252405
CAR000069153
CAD008375222
CAT000646117
CAD981628514
CAD076180843
CAD041835695
CAC002581439
CAR000083022
CAD980885537
CAC002584569
CAR000069526
CAT080033822
CAD981412356
CAD000060012
CAD000093500
CAD983654757
CAD000626655
CAD088378245
CAD041520644
CAD008378044
CAD982369571
CAD066676123
CAD008386641
CAD076528678
CAD063001770
CAR000059501
CA7572890518
CAR000123117
CAC002588733
CAD042728840
CAD063015887
CAD009114919
CA2170023152
CAD980887418

CALIFORNIA

2005 WASTE GENERATION, CONTINUED

4 Quantities of Waste Generated in 2005 That Were Reported with Only Characteristic Waste Codes,

~~003 Listed Waste Codes, Or Both, Characteristic and Listed Waste Codes (3) 216 5Tj Li(3)aste Gene184iste6.457.00 -412.12 TD/F~~

Waste Has Only Characteristic Codes	Tons of Waste Generated	Waste Has Only Listed Codes	Tons of Waste Generated	Waste Has Both Characteristic And Listed Codes	Tons of Waste Generated
ONLY IGNITABLE	26,823	ONLY AN F CODE	90,047		
ONLY CORROSIVE	52,691	ONLY A K CODE	23,252		
ONLY REACTIVE	1,008	ONLY A P CODE	5,719		
ONLY D004-17	296,484	ONLY A U CODE	2,689		
ONLY D018-43	8,856				
HAS MORE THAN ONE		HAS MORE THAN ONE			
	101,238		2,201		
TOTAL	487,100	TOTAL	123,908	Both Characteristic and Listed	135,975

5 Quantities of Waste Generated in 2005 That Were Multiply Coded

Waste Has Only Characteristic Codes But More Than One Applies	Tons of Waste Generated	Only Listed Codes But Has More Than One	Tons of Waste Generated	Both Characteristic And Listed Codes	Tons of Waste Generated
HAS IGNITABLE CODE	63,228			IGN. W/ AT LEAST 1 LSTD	97,246
HAS CORROSIVE CODE	82,509			CORR. W/ AT LEAST 1 LSTD	27,299
HAS REACTIVE CODE	39,693			REACT. W/ AT LEAST 1 LSTD	15,131
HAS D004-D017 CODE	82,599			D004-17 W/ AT LEAST 1 LSTD	87,252
HAS D018-D043 CODE	20,969			D018-43 W/ AT LEAST 1 LSTD	52,793
		HAS AN F CODE	726	F WASTE W/ AT LEAST 1 CHAR	130,247
		HAS A K CODE	332	K WASTE W/ AT LEAST 1 CHAR	7,361
		HAS A P CODE	1,475	P WASTE W/ AT LEAST 1 CHAR	726
		HAS A U CODE	1,869	U WASTE W/ AT LEAST 1 CHAR	43,889
TOTAL	101,238	TOTAL	2,201	TOTAL	135,975

Note: Columns may not sum to total because a waste code may apply to more than one waste. Mixtures with ignitable, corrosive, reactive, D004-17, and D018-43 characteristic codes may also contain other characteristic waste codes. Similarly, wastes with F, K, P, and U listed codes may have other listed waste codes.

D001, D002, F003, D007, D008, F005, D006, F002, D035, D005

*Based on the Federal hazardous waste codes most frequently reported, not the quantity generated.

7 Top Ten Quantities of Waste Generated in 2005, by NAICS Code

Rank	NAICS	Description	Tons Generated
1	2211	Electric Power Generation, Transmission and Distribution	171,209
2	5622	Waste Treatment and Disposal	147,932
3	3328	Coating, Engraving, Heat Treating, and Allied Activities	41,710
4	3241	Petroleum and Coal Products Manufacturing	41,447
5	3344	Semiconductor and Other Electronic Component Manufacturing	36,464
6	3314	Nonferrous Metal (except Aluminum) Production and Processing	23,923
7	5629	Remediation and Other Waste Management Services	21,390
8	3359	Other Electrical Equipment and Component Manufacturing	19,822
9	3255	Paint, Coating, and Adhesive Manufacturing	19,619
10	3254	Pharmaceutical and Medicine Manufacturing	19,469

CAT080013352

2,080,836

National Biennial RCRA Hazardous Waste Report: Based on 2005 Data

Management Method	Quantity Managed (tons)	Percentage of Quantity	Number of Facilities	Percentage of Facilities
AQUEOUS INORGANIC TREATMENT	25,525	1.2	33	24.4
AQUEOUS ORGANIC TREATMENT	231,737	11.1	8	5.9
DEEPWELL OR UNDERGROUND INJECTION	2,130	0.1	2	1.5
ENERGY RECOVERY	18,496	0.9	4	3.0
FUEL BLENDING	289,342	13.9	12	8.9
INCINERATION	6,599	0.3	20	14.8
LAND TREATMENT/APPLICATION/FARMING	24	0.0	6	4.4
LANDFILL/SURFACE IMPOUNDMENT	117,030	5.6	13	9.6
METALS RECOVERY	204,421	9.8	23	17.0
OTHER DISPOSAL	962,280	46.2	11	8.1
OTHER RECOVERY	96,374	4.6	11	8.1
OTHER TREATMENT	58,181	2.8	30	22.2
SLUDGE TREATMENT	974	0.0	21	15.6
SOLVENTS RECOVERY	22,565	1.1	23	17.0
STABILIZATION	48,074	2.3	10	7.4

Management Method	Quantity Managed (tons)	Percentage of Quantity	Number of Facilities	Percentage of Facilities
OTHER DISPOSAL	962,280	46.2	11	8.1
FUEL BLENDING	289,342	13.9	12	8.9
AQUEOUS ORGANIC TREATMENT	231,737	11.1	8	5.9
METALS RECOVERY	204,421	9.8	23	17.0
LANDFILL/SURFACE IMPOUNDMENT	117,030	5.6	13	9.6
OTHER RECOVERY	96,374	4.6	11	8.1
OTHER TREATMENT	58,181	2.8	30	22.2
STABILIZATION	48,074	2.3	10	7.4
AQUEOUS INORGANIC TREATMENT	25,525	1.2	33	24.4
SOLVENTS RECOVERY	22,565	1.1	23	17.0
ENERGY RECOVERY	18,496	0.9	4	3.0
INCINERATION	6,599	0.3	20	14.8
DEEPWELL OR UNDERGROUND INJECTION	2,130	0.1	2	1.5
SLUDGE TREATMENT	974	0.0	21	15.6
LAND TREATMENT/APPLICATION/FARMING	24	0.0	6	4.4

Management Method	Quantity Managed (tons)
AQUEOUS INORGANIC TREATMENT	25,525
OTHER TREATMENT	58,181
METALS RECOVERY	204,421
SOLVENTS RECOVERY	22,565
SLUDGE TREATMENT	974
INCINERATION	6,599
LANDFILL/SURFACE IMPOUNDMENT	117,030
FUEL BLENDING	289,342
OTHER DISPOSAL	962,280
OTHER RECOVERY	96,374
STABILIZATION	48,074
AQUEOUS ORGANIC TREATMENT	231,737
LAND TREATMENT/APPLICATION/FARMING	24
ENERGY RECOVERY	18,496
DEEPWELL OR UNDERGROUND INJECTION	2,130

CALIFORNIA

2005 WASTE SHIPMENTS

15 Number of RCRA Hazardous Waste Shippers: 2,212

16 Quantity of RCRA Hazardous Waste Shipped: 710,785

17 Fifty Largest RCRA Hazardous Waste Shippers in the State, 2005

Rank	EPA ID	Site Name	City	Quantity Shipped (Tons)
1	CAL000097718	ROCK CREEK POWERHOUSE	OROVILLE	147,151
2	CAD008302903	ONYX ENVIRONMENTAL SERVICES, L.L.C.	AZUSA	42,813
3	CAD982505919	GRAPIC DIES INC	SANTA FE SPRINGS	21,664
4	CAD982036311	VALLEY MOTOR PARTS	ELK GROVE	18,000
5	CAD982412702	HARO'S ANODIZING SPECIALIST INC	SANTA CLARA	17,000
6	CAD088504881	KINSBURSKY BROTHERS SUPPLY INC.	ANAHEIM	15,259
7	CAD059494310	CLEAN HARBORS SAN JOSE LLC	SAN JOSE	14,939
8	CAD009452657	ROMIC ENVIRONMENTAL TECHNOLOGIES CORP.	EAST PALO ALTO	14,690
9	CAD097854541	EXIDE TECHNOLOGIES	LOS ANGELES	12,828
10	CAD982053076	TEXACO DOWNSTREAM 211614	SAN FRANCISCO	12,771
11	CAD044429835	TERIS - WILMINGTON	WILMINGTON	12,404
12	CAR000162933	POTRERO TO HUNTERS POINT PROJECT	SAN FRANCISCO	11,068
13	CAD982439895	ROMIC ENVIRONMENTAL TECHNOLOGIES CORP.	REDWOOD CITY	10,837
14	CAT080033681	DK ENVIRONMENTAL	LOS ANGELES	10,756
15	CAD066233966	QUEMETCO, INC.	CITY OF INDUSTRY	10,537
16	CAR000069153	AMPAC FINE CHEMICALS LLC	RANCHO CORDOVA	9,886
17	CAC002581439	MCMILLIN LAND	FALLBROOK	8,876
18	CAD097030993	U. S. FILTER RECOVERY SERVICES, (CA)INC.	VERNON	8,277
19	CAD981628514	ROCK CREEK YARD	AUBURN	6,509
20	CAD008375222	ELECTROLIZING INC.	LOS ANGELES	6,340
21	CAL000191813	CLEAN HARBORS SAN JOSE RAIL	SAN JOSE	5,956
22	CAD008252405	PACIFIC RESOURCE RECOVERY	LOS ANGELES	5,858
23	CAD076180843	HEXION SPECIALTY CHEMICALS, INC.	LYNWOOD	5,635
24	CAR000083022	PORT OF OAKLAND FISCO & ROUNDHOUSE	OAKLAND	5,370
25	AD980885537	ADVANCED PRINTED CIRCUIT TECHNOLOGY	SANTA CLARA	5,347
26	CAC002584569	THE CHRISTIAN BOYS RANCH	CORNING	5,132
27	CAR000069526	COMMERCE REFUSE-TO-ENERGY FACILITY	COMMERCE	5,060
28	CAT080033822	CITY & COUNTY OF SAN FRANCISCO	SAN FRANCISCO	4,957
29	CAD981412356	PACIFIC TRANS ENVIRONMENTAL SERVICES	EL CAJON	4,823
30	CAD983654757	LIFESCAN, INC	MILPITAS	4,651
31	CAD000626655	SHELL SOLAR INDUSTRIES LP	CAMARILLO	4,431
32	CAD088378245	CONSOLIDATED FILM INDUSTRIES	HOLLYWOOD	3,912
33	CAD041520644	EQUILON ENTERPRISES LLC, LA REFINERY	WILMINGTON	3,694
34	CAD008378044	DOUGLAS AIRCRAFT COMPANY	LONG BEACH	3,653
35	CAD982369571	PIT 5 POWERHOUSE	MONTGOMERY CREEK	3,600
36	CAD066676123	SHELL OIL PRODUCTS US - CARSON TERMINAL	CARSON	3,286
37	CAD063001770	VALERO REFINING COMPANY - CALIFORNIA	BENICIA	3,056
38	CAR000059501	LBUSD FACILITIES MAINTENANCE DEPARTMENT	LONG BEACH	3,009
39	CAR000123117	LENNAR MARE ISLAND, LLC	VALLEJO	2,835
40	CAC002588733	SARA CONNER COURT	HAYWARD	2,672
41	CAD008364432	RHO-CHEM CORP	INGLEWOOD	2,602
42	CAR000150243	FEDERAL HEATH SIGN LLC	OCEANSIDE	2,555
43	CAD042728840	APPLIED MATERIALS, INC. - BOWERS CAMPUS	SANTA CLARA	2,519
44	CAD063015887	COAST WOOD PRESERVING	UKIAH	2,512
45	CAD009114919	CHEVRON U.S.A. INC. RICHMOND REFINERY	RICHMOND	2,393
46	CAD980887418	EVERGREEN OIL, INC.	NEWARK	2,383
47	CAD983616392	EXXONMOBIL VERNON TERMINAL	VERNON	2,323
48	CAD980884183	GEM RANCHO CORDOVA LLC	RANCHO CORDOVA	2,264
49	CAR000161653	HANDCRAFT TILE	MILPITAS	2,241
50	CA2170023152	NAVAL AIR WEAPONS STATION CHINA LAKE	CHINA LAKE	2,205
Total				523,542

Note: Column may not sum to total due to rounding.
State may have fewer than fifty shippers.

EPA ID	Site Name
CAT080013352	ROYAL TRUCK STERILIZATION UNIT, CP
CAD066233966	ONIX SYSTEMS, INC.
CAD980675276	QUEMETCO, INC.
CAT000646117	CHEMICAL WASTE TREATMENT PLANT 9.12 EDWOOD CP
CAD097030993	CHEMICAL WASTE TREATMENT PLANT 9.12 LO(BEACH) 9.00 -9.12 9.00 -9TY KLE 9.00 -9.08 TD(ONY8 TD(E SYSTEMS, I
CAD008302903	U. S. FILTER RECOVERY SERVICES, (CA)INC.
CAD008488025	ONYX ENVIRONMENTAL SERVICES, L.L.C.
CAD009452657	PHIBRO-TECH, INC.
CAD982435026	ROMIC ENVIRONMENTAL TECHNOLOGIES CORP.
CAT080033681	KW PLASTICS OF CALIFORNIA
CAD982439895	DK ENVIRONMENTAL
CAD059494310	ROMIC ENVIRONMENTAL TECHNOLOGIES CORP.
CAD008252405	CLEAN HARBORS SAN JOSE LLC
CAD028409019	PACIFIC RESOURCE RECOVERY
CAL000191813	CROSBY AND OVERTON
CAD093459485	CLEAN HARBORS SAN JOSE RAIL
CAD041684838	SAFETY KLEEN REEDLEY RECYCLE CENTER
CAD088504881	PACIFIC AIRMOTIVE CORP
CAD097854541	KINSBURSKY BROTHERS SUPPLY INC.
CAT080030877	EXIDE TECHNOLOGIES
CAD008364432	LOMA LINDA UNIVERSITY
CAD980884183	RHO-CHEM CORP
CAT000613893	GEM RANCHO CORDOVA LLC
CA0000084517	SAFETY-KLEEN SYSTEMS, INC.
CAT000613976	SAFETY-KLEEN SYSTEMS, INC.
CA7170090016	SAFETY-KLEEN SYSTEMS, INC.
CAD003963592	NAVAL AIR STATION, NORTH ISLAND
CAT080014079	ECS REFINING
CAD060398229	ONYX ENVIRONMENTAL SVCS L.L.C.
CAD050806850	HERAEUS METAL PROCESSING, INC.
CA6170024289	CLEAN HARBORS LOS ANGELES, LLC
CAR000156125	NAVAL ST (32ND ST) NAVAL BASE SAN DIEGO
CAD982052797	LIGHTING RESOURCES LLC
CAD000633164	J&B ENTERPRISES
CAL000157478	CLEAN HARBORS WESTMORLAND, LLC
CAD981576986	HYDROSPIN
CAD058028978	BASIN MARINE INC
CAD077182293	ROYAL TRUCK BODY
CAT000613927	METECH INTERNATIONAL, LLC
CAD069124717	SAFETY-KLEEN SYSTEMS, INC.
CAR00011476	NORANDA RECYCLING INC.
CAD982403321	CLEAN SCIENCES, INC.
CAT000613935	TRISEP CORPORATION
CAD044429835	SAFETY-KLEEN SYSTEMS, INC.
CAD060897063	TERIS - WILMINGTON
CAD000633230	BOEING SATELLITE SYSTEMS, INC.
CAT000625137	RAYTHEON COMPANY, SAS
CAD059240663	SOUTHERN CALIFORNIA GAS CO - PICO RIVERA
CAD982517278	GCG CORPORATION
CAR000143024	ENGINEERED COATING TECHNOLOGY INC.
	SOUTH BAY CHROME

1,770,235

CALIFORNIA

2005 WASTE RECEIPTS, CONTINUED

Management Method	Quantity Managed (tons)	Percentage of Quantity	Number of Facilities	Percentage of Facilities
AQUEOUS INORGANIC TREATMENT	3,441	0.2	6	9.0
AQUEOUS ORGANIC TREATMENT	546	0.0	3	4.5
DEEPWELL OR UNDERGROUND INJECTION	2,130	0.1	2	3.0
ENERGY RECOVERY	272	0.0	3	4.5
FUEL BLENDING	259,653	14.7	12	17.9
INCINERATION	5,062	0.3	14	20.9
LAND TREATMENT/APPLICATION/FARMING	18	0.0	5	7.5
LANDFILL/SURFACE IMPOUNDMENT	115,622	6.5	12	17.9
METALS RECOVERY	203,544	11.5	19	28.4
OTHER DISPOSAL	962,267	54.4	10	14.9
OTHER RECOVERY	93,475	5.3	9	13.4
OTHER TREATMENT	19,603	1.1	8	11.9
SLUDGE TREATMENT	55	0.0	4	6.0
SOLVENTS RECOVERY	17,774	1.0	10	14.9
STABILIZATION	42,227	2.4	8	11.9
STORAGE AND/OR TRANSFER	44,607	2.5	38	56.7

Management Method	Quantity Managed (tons)	Percentage of Quantity	Number of Facilities	Percentage of Facilities
OTHER DISPOSAL	962,267	54.4	10	14.9
FUEL BLENDING	259,653	14.7	12	17.9
METALS RECOVERY	203,544	11.5	19	28.4
LANDFILL/SURFACE IMPOUNDMENT	115,622	6.5	12	17.9
OTHER RECOVERY	93,475	5.3	9	13.4
STORAGE AND/OR TRANSFER	44,607	2.5	38	56.7
STABILIZATION	42,227	2.4	8	11.9
OTHER TREATMENT	19,603	1.1	8	11.9
SOLVENTS RECOVERY	17,774	1.0	10	14.9
INCINERATION	5,062	0.3	14	20.9
AQUEOUS INORGANIC TREATMENT	3,441	0.2	6	9.0
DEEPWELL OR UNDERGROUND INJECTION	2,130	0.1	2	3.0
AQUEOUS ORGANIC TREATMENT	546	0.0	3	4.5
ENERGY RECOVERY	272	0.0	3	4.5
SLUDGE TREATMENT	55	0.0	4	6.0
LAND TREATMENT/APPLICATION/FARMING	18	0.0	5	7.5

Quantity Managed

Management Method	Quantity Managed (tons)
STORAGE AND/OR TRANSFER	44,607
METALS RECOVERY	203,544
INCINERATION	5,062
FUEL BLENDING	259,653
LANDFILL/SURFACE IMPOUNDMENT	115,622
OTHER DISPOSAL	962,267
SOLVENTS RECOVERY	17,774
OTHER RECOVERY	93,475
OTHER TREATMENT	19,603
STABILIZATION	42,227
AQUEOUS INORGANIC TREATMENT	3,441
LAND TREATMENT/APPLICATION/FARMING	18
SLUDGE TREATMENT	55
AQUEOUS ORGANIC TREATMENT	546
ENERGY RECOVERY	272
DEEPWELL OR UNDERGROUND INJECTION	2,130

CALIFORNIA

2005 INTERSTATE SHIPMENTS AND RECEIPTS

24 Quantity of RCRA Hazardous Waste Interstate Shipments: 199,749 Tons

25 Quantity of RCRA Hazardous Waste Interstate Receipts: 42,288 Tons

26 California Interstate Shipment / Receipts (As reported by California):

The State to which California shipped the largest quantity of waste was Nevada (53,424 tons).

The State that shipped the largest quantity of waste to California was Texas (18,442 tons).

COLORADO

2005 WASTE GENERATION

1 Number of Generators Contributing to the Hazardous Waste Generated: 119

2 Quantity of RCRA Hazardous Waste Generated: 95,475 Tons

3 Fifty Largest RCRA Hazardous Waste Generators in the State, 2005

Rank	EPA ID	Site Name	City	Total Generated (Tons)
1	COD980591184	ONYX ENVIRONMENTAL SVCS LLC	HENDERSON	29,316
2	COR000210146	OUTER LOOP STAPLETON REDEVELOPMENT SITE	DENVER	26,101
3	COD076470525	ROCHE COLORADO CORPORATION	BOULDER	11,819
4	CO7890010526	ROCKY FLATS ENV TECH SITE-US DOE	GOLDEN	6,809
5	COD000694869	BOULDER SCIENTIFIC COMPANY	MEAD	2,695
6	COD991300484	CLEAN HARBORS DEER TRAIL LLC	DEER TRAIL	2,185
7	COD982581837	SARTOMER COMPANY GRAND JUNCTION	GRAND JUNCTION	1,987
8	COD983789850	MAYNE PHARMA (USA) INC	BOULDER	1,815
9	COD060627189	SUNCOR ENERGY (USA) INC	COMMERCE CITY	1,583
10	COR000013631	PHOTO STENCIL LLC	COLORADO SPRINGS	1,333
11	COD078341658	KODAK COLORADO DIVISION	WINDSOR	682
12	COD007057961	ROCKY MOUNTAIN STEEL MILLS	PUEBLO	648
13	COR000006874	ARVADA TREATMENT CENTER LLC	ARVADA	464
14	COD081474710	ATMEL CORPORATION	COLORADO SPRINGS	458
15	CO5670990105	GENERAL SERVICES ADMINISTRATION	LAKEWOOD	456
16	COR000202697	CHEMICAL & METAL INDUSTRIES INC	HUDSON	429
17	COD983775123	LEXMARK INTERNATIONAL	LONGMONT	328
18	COR000014878	L'OREAL USA SALES INC	AURORA	310
19	COR000010561	AMGEN INC LONGMONT	LONGMONT	299
20	CO5210020769	ROCKY MOUNTAIN ARSENAL - ARMY	COMMERCE CITY	281
21	COD007063290	NORTH AMERICAN GALVANIZING COMPANAY -DEN	COMMERCE CITY	273
22	COR000014498	AVAGO TECHNOLOGIES WIRELESS	FORT COLLINS	256
23	COD007060999	POWER ENGINEERING COMPANY	DENVER	236
24	COD982587289	RESCAR INDUSTRIES	HUDSON	227
25	COD102545621	GOLDEN ALUMINUM INC	FORT LUPTON	218
26	COD007070055	WOODWARD	FORT COLLINS	211
27	COD040716458	ROCKY MOUNTAIN BOTTLE COMPANY	WHEAT RIDGE	194
28	COR000004077	OPTIMA BATTERIES INC	AURORA	178
29	COD000716639	SAFETY-KLEEN SYSTEMS INC	PUEBLO	176
30	COR000000638	ADVANCED CIRCUITS	AURORA	173
31	COD000716621	SAFETY-KLEEN SYSTEMS INC	ENGLEWOOD	170
32	COD983774654	FRUITA MARKETING & MANAGEMENT INC	FRUITA	150
33	COD007063530	ASARCO LLC GLOBE PLANT	DENVER	135
34	COR000010108	DEGUSSA CONSTRUCTION CHEMICALS OPERATION	BRIGHTON	132
35	COD001704790	LOCKHEED MARTIN WATERTON PLANT	LITTLETON	130
36	COD981540222	STL DENVER	ARVADA	117
37	COD007068646	RAYTHEON AIRCRAFT COMPANY - BOULDER	BOULDER	116
38	COD007077175	KOPPERS INC	DENVER	111
39	COD082657420	INGERSOLL RAND SECURITY TECHNOLOGIES	SECURITY	109
40	COD000716597	INTEL CORPORATION	COLORADO SPRINGS	105
41	COD000109975	SUNCOR ENERGY (USA) INC EAST PLANT	COMMERCE CITY	99
42	COD085282804	LUXURY WHEELS OE PLATING	GRAND JUNCTION	79
43	COT090010851	SAFETY-KLEEN SYSTEMS INC	GRAND JUNCTION	77
44	COD981547797	MASTERCRAFT CABINETS INC	AURORA	75
45	COD007062011	KWAL HOWELLS INC	DENVER	67
46	COR000013482	UNICIRCUIT INC	LITTLETON	67
47	CO8213820725	PUEBLO CHEMICAL DEPOT	PUEBLO	62
48	COR000012187	ARRAY BIOPHARMA INC - LONGMONT	LONGMONT	59
49	COD981543804	KBP COIL COATERS INC	DENVER	57
50	COD007431505	UNIVERSITY OF COLORADO BOULDER	BOULDER	55
Total				94,110

Note: State may have fewer than fifty generators that contributed to the hazardous waste generated.

COD076470525	ROCHE COLORADO CORPORATION	BOULDER	34,101
COD980591184	ONYX ENVIRONMENTAL SVCS LLC	HENDERSON	28,373
COR000210146	OUTER LOOP STAPLETON REDEVELOPMENT SITE	DENVER	25,960
COD007068646	RAYTHEON AIRCRAFT COMPANY - BOULDER	BOULDER	6,690
COD991300484	CLEAN HARBORS DEER TRAIL LLC	DEER TRAIL	6,500
COD982581837	SARTOMER COMPANY GRAND JUNCTION	GRAND JUNCTION	1,575
COR000013631	PHOTO STENCIL LLC	COLORADO SPRINGS	1,331
COD983775123	LEXMARK INTERNATIONAL	LONGMONT	233
COD983774654	FRUITA MARKETING & MANAGEMENT INC	FRUITA	150
COD007063530	ASARCO LLC GLOBE PLANT	DENVER	104
COD981540222	STL DENVER	ARVADA	94
CO5670990105	GENERAL SERVICES ADMINISTRATION	LAKWOOD	26
COD983777541	OSI PHARMACEUTICALS INC	BOULDER	6
COD002989101	RJR CIRCUITS INC	DENVER	5
COD078352812	PARAGON ANALYTICS A DIV OF DATA CHEM	FORT COLLINS	3
COD010628170	COLORADO SCHOOL OF MINES	GOLDEN	3
COD007431505	UNIVERSITY OF COLORADO BOULDER	BOULDER	1
COD007056252	WRIGHT & MCGILL COMPANY	DENVER	1
CO7890010526	ROCKY FLATS ENV TECH SITE-US DOE	GOLDEN	0
CO2210020150	FORT CARSON US DEPT OF THE ARMY	FORT CARSON	0
			105,157

National Biennial RCRA Hazardous Waste Report: Based on 2005 Data

Management Method	Quantity Managed (tons)	Percentage of Quantity	Number of Facilities	Percentage of Facilities
AQUEOUS INORGANIC TREATMENT	49	0.0	2	10.0
AQUEOUS ORGANIC TREATMENT	6,736	6.4	5	25.0
ENERGY RECOVERY	323	0.3	1	5.0
FUEL BLENDING	21,518	20.5	1	5.0
INCINERATION	440	0.4	1	5.0
LAND TREATMENT/APPLICATION/FARMING	150	0.1	1	5.0
LANDFILL/SURFACE IMPOUNDMENT	6,605	6.3	3	15.0
METALS RECOVERY	27	0.0	1	5.0
OTHER DISPOSAL	97	0.1	3	15.0
OTHER RECOVERY	174	0.2	1	5.0
OTHER TREATMENT	34,146	32.5	7	35.0
SLUDGE TREATMENT	1,340	1.3	2	10.0
SOLVENTS RECOVERY	7,463	7.1	3	15.0
STABILIZATION	26,089	24.8	2	10.0

Management Method	Quantity Managed (tons)	Percentage of Quantity	Number of Facilities	Percentage of Facilities
OTHER TREATMENT	34,146	32.5	7	35.0
STABILIZATION	26,089	24.8	2	10.0
FUEL BLENDING	21,518	20.5	1	5.0
SOLVENTS RECOVERY	7,463	7.1	3	15.0
AQUEOUS ORGANIC TREATMENT	6,736	6.4	5	25.0
LANDFILL/SURFACE IMPOUNDMENT	6,605	6.3	3	15.0
SLUDGE TREATMENT	1,340	1.3	2	10.0
INCINERATION	440	0.4	1	5.0
ENERGY RECOVERY	323	0.3	1	5.0
OTHER RECOVERY	174	0.2	1	5.0
LAND TREATMENT/APPLICATION/FARMING	150	0.1	1	5.0
OTHER DISPOSAL	97	0.1	3	15.0
AQUEOUS INORGANIC TREATMENT	49	0.0	2	10.0
METALS RECOVERY	27	0.0	1	5.0

OTHER TREATMENT
 AQUEOUS ORGANIC TREATMENT
 LANDFILL/SURFACE IMPOUNDMENT
 OTHER DISPOSAL
 SOLVENTS RECOVERY
 AQUEOUS INORGANIC TREATMENT
 SLUDGE TREATMENT
 STABILIZATION
 ENERGY RECOVERY
 OTHER RECOVERY
 (5.0) TJETQ 0 g 0 Gq507.24 3796 0.00 -7.92 TD(OTHER RECOVERY20S0DmCOVERY) Tj0.00 -7.88 TD,(BLENDRenGY) Tj0.00 -7.88 TDIN RECOVERY20S0DmCOVERY
 17a 0.0

EPA ID

COD980591184 ONYX ENVIRONMENTAL SVCS LLC
COD076470525 ROCHE COLORADO CORPORATION
CO7890010526 ROCKY FLATS ENV TECH SITE-US DOE
COD000694869 BOULDER SCIENTIFIC COMPANY
COD983789850 MAYNE PHARMA (USA) INC
COD060627189 SUNCOR ENERGY (USA) INC
COD000716621 SAFETY-KLEEN SYSTEMS INC
COD078341658 KODAK COLORADO DIVISION
COR000006874 ARVADA TREATMENT CENTER LLC
COD007057961 ROCKY MOUNTAIN STEEL MILLS
COD081474710 ATMEL CORPORATION
COR000202697 CHEMICAL & METAL INDUSTRIES INC
CO5670990105 GENERAL SERVICES ADMINISTRATION
COD000716639 SAFETY-KLEEN SYSTEMS INC
COR000014878 L'OREAL USA SALES INC
COR000010561 AMGEN INC LONGMONT
CO5210020769 ROCKY MOUNTAIN ARSENAL - ARMY
COD007063290 NORTH AMERICAN GALVANIZING COMPANAY -DEN
COR000014498 AVAGO TECHNOLOGIES WIRELESS
COD007060999 POWER ENGINEERING COMPANY
COD982581837 SARTOMER COMPANY GRAND JUNCTION
COD982587289 RESCAR INDUSTRIES
COD007070055 WOODWARD
COD102545621 GOLDEN ALUMINUM INC
COD040716458 ROCKY MOUNTAIN BOTTLE COMPANY
COR000004077 OPTIMA BATTERIES INC
COT090010851 SAFETY-KLEEN SYSTEMS INC
COR000000638 ADVANCED CIRCUITS
COD983778366 CLEAN HARBORS ENV SERVICES
COR000210146 OUTER LOOP STAPLETON REDEVELOPMENT SITE
COR000010108 DEGUSSA CONSTRUCTION CHEMICALS OPERATIOI
COD001704790 LOCKHEED MARTIN WATERTON PLANT
COD007068646 RAYTHEON AIRCRAFT COMPANY - BOULDER
COD007077175 KOPPERS INC
COD082657420 INGERSOLL RAND SECURITY TECHNOLOGIES
COD000716597 INTEL CORPORATION
COD000109975 SUNCOR ENERGY (USA) INC EAST PLANT
COD983775123 LEXMARK INTERNATIONAL
COD085282804 LUXURY WHEELS OE PLATING
COD981547797 MASTERCRAFT CABINETS INC
COD007062011 KWAL HOWELLS INC
COR000013482 UNICIRCUIT INC
CO8213820725 PUEBLO CHEMICAL DEPOT
COR000012187 ARRAY BIOARK INT.e-9.0R -9.00 TD(MASTERCRAFT CABIN CABIN CABIN CABIN CABIN CABA1T) Tj0.00 -9.00 TD(
COD981543804 KWAAINV17 TD(INGERSOLL RAND SBRIGHTEAST PLANT) Tj0.00 -9LIS INTEAST PLANT
INGERSOLL RAND SAINV17 TD(INGERSOLL RAND SCORPORAT TD(INGERSOLL RAND SC)MENT CESPY GR0 -9.00 TD(SUNCOR ENEC) E
INGERSOLL RAND SLEINVEASANT
COD007058035
COD980635841
COD007431505

EPA ID	Site Name	
COD980591184	ONYX ENVIRONMENTAL SVCS LLC	HENDERSON
COD991300484	CLEAN HARBORS DEER TRAIL LLC	DEER TRAIL
COD000716621	SAFETY-KLEEN SYSTEMS INC	ENGLEWOOD
COR000006874	ARVADA TREATMENT CENTER LLC	ARVADA
COD000716639	SAFETY-KLEEN SYSTEMS INC	
COT090010851	SAFETY-KLEEN SYSTEMS INC	
COD007431505	UNIVERSITY OF COLORADO BOULDER	
COD041096314	UNIVSITY OF CO HEALTH SCIENCES CENTER	

23,368

COLORADO

2005 WASTE RECEIPTS, CONTINUED

Management Method	Quantity Managed (tons)	Percentage of Quantity	Number of Facilities	Percentage of Facilities
AQUEOUS INORGANIC TREATMENT	49	0.2	1	12.5
AQUEOUS ORGANIC TREATMENT	17	0.1	1	12.5
ENERGY RECOVERY	323	1.4	1	12.5
FUEL BLENDING	6,866	29.4	1	12.5
INCINERATION	440	1.9	1	12.5
LANDFILL/SURFACE IMPOUNDMENT	4,316	18.5	2	25.0
METALS RECOVERY	27	0.1	1	12.5
OTHER RECOVERY	174	0.7	1	12.5
OTHER TREATMENT	30	0.1	1	12.5
SLUDGE TREATMENT	10	0.0	1	12.5
SOLVENTS RECOVERY	5,654	24.2	1	12.5
STABILIZATION	130	0.6	1	12.5
STORAGE AND/OR TRANSFER	5,331	22.8	7	87.5

Management Method	Quantity Managed (tons)	Percentage of Quantity	Number of Facilities	Percentage of Facilities
FUEL BLENDING	6,866	29.4	1	12.5
SOLVENTS RECOVERY	5,654	24.2	1	12.5
STORAGE AND/OR TRANSFER	5,331	22.8	7	87.5
LANDFILL/SURFACE IMPOUNDMENT	4,316	18.5	2	25.0
INCINERATION	440	1.9	1	12.5
ENERGY RECOVERY	323	1.4	1	12.5
OTHER RECOVERY	174	0.7	1	12.5
STABILIZATION	130	0.6	1	12.5
AQUEOUS INORGANIC TREATMENT	49	0.2	1	12.5
OTHER TREATMENT	30	0.1	1	12.5
METALS RECOVERY	27	0.1	1	12.5
AQUEOUS ORGANIC TREATMENT	17	0.1	1	12.5
SLUDGE TREATMENT	10	0.0	1	12.5

Management Method	Quantity Managed (tons)
STORAGE AND/OR TRANSFER	5,331
LANDFILL/SURFACE IMPOUNDMENT	4,316
AQUEOUS INORGANIC TREATMENT	49
AQUEOUS ORGANIC TREATMENT	17
ENERGY RECOVERY	323
OTHER RECOVERY	174
SLUDGE TREATMENT	10
STABILIZATION	130
SOLVENTS RECOVERY	5,654
OTHER TREATMENT	30
METALS RECOVERY	27
FUEL BLENDING	6,866
INCINERATION	440

CT5000000521
CTD001147495
CTD075133835
CTD001159730
CTD042279513
CTD043036995
CTD001154558
CTD001173467
CTD001161793
CTD001449784
CTD046233003
CTD052541695
CTD004533485
CTD134204916
CTD053704110
CTD001169010
CTD990672081
CTD001450154
CTD051598191
CTD001980911
CTD001181205
CTD001166263
CTD064828726
CTD001186212
CTD058507740
CTD001155159
CTD001141662

Waste Has Only Characteristic Codes	Tons of Waste Generated	Waste Has Only Listed Codes	Waste Has Both Characteristic And Listed Codes
ONLY IGNITABLE	1,656	ONLY AN F CODE	16,371
ONLY CORROSIVE	3,927	ONLY A K CODE	14
ONLY REACTIVE	32	ONLY A P CODE	13
ONLY D004-17	2,789	ONLY A U CODE	52
ONLY D018-43	90		
HAS MORE THAN ONE	5,864	HAS MORE THAN ONE	
TOTAL	14,357	TOTAL	16,459

HAS IGNITABLE CODE	2,484	HAS AN F CODE	0	IGN. W/ AT LEAST 1 LSTD	11,051
HAS CORROSIVE CODE	3,689	HAS A K CODE	0	CORR. W/ AT LEAST 1 LSTD	2,887
HAS REACTIVE CODE	186	HAS A P CODE	0	REACT. W/ AT LEAST 1 LSTD	221
HAS D004-D017 CODE	3,973	HAS A U CODE	0	D004-17 W/ AT LEAST 1 LSTD	2,163
HAS D018-D043 CODE	1,957			D018-43 W/ AT LEAST 1 LSTD	2,733
				F WASTE W/ AT LEAST 1 CHAR	12,977
				K WASTE W/ AT LEAST 1 CHAR	117
				P WASTE W/ AT LEAST 1 CHAR	19
				U WASTE W/ AT LEAST 1 CHAR	91
TOTAL	5,864	TOTAL	0	TOTAL	13,112

CTD000604488	CLEAN HARBORS OF CT INC
CTD021816889	UNITED OIL RECOVERY INC
CTD002593887	BRIDGEPORT UNITED RECYCLING
CTD001159730	DOW CHEMICAL ALLYNS POINT
CTD001154558	METAL FINISHING TECHNOLOGIES, INC.
CTD990672081	PRATT & WHITNEY
CTD058509712	DYNO NOBEL, INC.
CTD001166586	BIC CONSUMER PRODUCTS MFG CO
CTD001185206	LEED HIMMEL IND INC
CT5000001495	NORTHEAST LAMP RECYCLING, INC
CTD001145341	HAMILTON SUNDSTRAND CORP A UTC COMPANY
CTD043210673	P(NORTHEAST LAMP RECYCLING, INC)Tj G - CLAIROCTS MFG COLAMP RECYCLING, INC
CTD001144237	
CTD981207715	
CTD983866526	

17,056

National Biennial RCRA Hazardous Waste Report: Based on 2005 Data

Management Method	Quantity Managed Percentage of		
	(tons)	Quantity	
AQUEOUS INORGANIC TREATMENT	4,859	28.5	5
ENERGY RECOVERY	715	4.2	1
FUEL BLENDING	6,009	35.2	2
METALS RECOVERY	27	0.2	1
OTHER DISPOSAL	200	1.2	3
OTHER TREATMENT	4,663	27.3	6
SOLVENTS RECOVERY	0	0.0	
STABILIZATION	584	3.4	

EPA ID

CT5000000521 ADVANCED PRODUCTS CO INC
CTD001147495 PFIZER INC
CTD021816889 UNITED OIL RECOVERY INC
CTD002593887 BRIDGEPORT UNITED RECYCLING
CTD000604488 CLEAN HARBORS OF CT INC
CTD075133835 HAMPFORD RESEARCH, INC.
CTD042279513 KING INDUSTRIES INC
CTD043036995 TYCO PRINTED CIRCUIT GROUP LP STAFFORD
CTD001173467 CYTEC INDUSTRIES INC
CTD001161793 (FORMER) PITNEY BOWES INC. (MAIN PLANT)
CTD001449784 SIKORSKY AIRCRAFT CORP
CTD046233003 CT GALVANIZING CORP
CTD004533485 CONARD CORP THE
CTD052541695 CORBIN RUSSWIN, INC.
CTD134204916 G & K SERVICES
CTD053704110 OLIN CORP SOMERS THIN STRIP
CTD001169010 ENTHONE
CTD001159730 DOW CHEMICAL ALLYNS POINT
CTD001450154 WHYCO FINISHING TECHNOLOGIES LLC
CTD051598191 EMHART FASTENING TEKNOLOGIES IND DI
CTD001980911 F M PRECISION GOLF MFG CORP
CTD001181205 VANDERBILT CHEMICAL CORPORATION
CTD001166263 MIRROR POLISHING & PLATING INC
CTD064828726 BEDOUKIAN RESEARCH INC
CTD001186212 VISHAY VITRAMON INC
CTD058507740 GOODRICH PUMP & ENGINE CONTROL SYSTEMS
CTD001155159 KEENEY MFG
CTD001141662 YARDNEY TECHNICAL PRODUCTS INC
CTD000844399 PRATT & WHITNEY
CTR000505388 CYRO INDUSTRIES
CTD055103402 BYK CHEMIE USA INC
CTD983875576 WILLINGTON NAME PLATE INC
CTD001152750 QUALITY NAME PLATE INC
CTD056748205 SARGENT MFG CO
CTD001154558 METAL FINISHING TECHNOLOGIES, INC.
CTD002496909 SUMMIT CORP OF AMERICA
CTD001449735 SIKORSKY AIRCRAFT CORP
CTD983872599 MAGELLAN WATERFRYAR** (G E6P)TJ T* (MAGALNGTON NAM& EFORD)TPAINR, INC.EPA ID
CTR000003954
CTD980673057
CTD001164888
CTD072116387
CTD001450006
CTD097730709
CTD001145341
CTR000004457
CTD990672081
CTD060018777
CTD001147842
CT5000002055

CONNECTICUT

2005 WASTE RECEIPTS

18 Number of RCRA Hazardous Waste Receivers: 5

19 Quantity of RCRA Hazardous Waste Received: 22,714 Tons

20 Fifty Largest RCRA Hazardous Waste Receivers in the State, 2005

Rank	EPA ID	Site Name	City	Quantity Received (Tons)
1	CTD000604488	CLEAN HARBORS OF CT INC	BRISTOL	9,743
2	CTD021816889	UNITED OIL RECOVERY INC	MERIDEN	7,276
3	CTD002593887	BRIDGEPORT UNITED RECYCLING	BRIDGEPORT	5,665
4	CT5000001495	NORTHEAST LAMP RECYCLING, INC	EAST WINDSOR	27
5	CTD058509712	DYNO NOBEL, INC.	SIMSBURY	3
Total				22,714

Note: Column may not sum to total due to rounding.
State may have fewer than fifty facilities that received waste.

CONNECTICUT

2005 WASTE RECEIPTS, CONTINUED

**21 Quantity of RCRA Hazardous Waste Managed by Management Method
Limited to Waste Received from Offsite, 2005**

Management Method	Quantity Managed (tons)	Percentage of Quantity	Number of Facilities	Percentage of Facilities
AQUEOUS INORGANIC TREATMENT	4,260	18.8	1	20.0
FUEL BLENDING	6,009	26.5	2	40.0
METALS RECOVERY	27	0.1	1	20.0
OTHER DISPOSAL	2	0.0	1	20.0
OTHER TREATMENT	4,480	19.7	4	80.0
STABILIZATION	584	2.6	1	20.0
STORAGE AND/OR TRANSFER	7,352	32.4	3	60.0
	22,714	100.0	5	

**22 Management Method by Quantity of RCRA Hazardous Waste Managed
Limited to Waste Received from Offsite, 2005**

Management Method	Quantity Managed (tons)	Percentage of Quantity	Number of Facilities	Percentage of Facilities
STORAGE AND/OR TRANSFER	7,352	32.4	3	60.0
FUEL BLENDING	6,009	26.5	2	40.0
OTHER TREATMENT	4,480	19.7	4	80.0
AQUEOUS INORGANIC TREATMENT	4,260	18.8	1	20.0
STABILIZATION	584	2.6	1	20.0
METALS RECOVERY	27	0.1	1	20.0
OTHER DISPOSAL	2	0.0	1	20.0
	22,714	100.0	5	

**23 Management Method and Quantity of RCRA Hazardous Waste Managed by Number of Facilities
Limited to Waste Received from Offsite, 2005**

Management Method	Quantity Managed (tons)	Percentage of Quantity	Number of Facilities	Percentage of Facilities
OTHER TREATMENT	4,480	19.7	4	80.0
STORAGE AND/OR TRANSFER	7,352	32.4	3	60.0
FUEL BLENDING	6,009	26.5	2	40.0
AQUEOUS INORGANIC TREATMENT	4,260	18.8	1	20.0
STABILIZATION	584	2.6	1	20.0
METALS RECOVERY	27	0.1	1	20.0
OTHER DISPOSAL	2	0.0	1	20.0
	22,714	100.0	5	

Note: Columns may not sum to total due to rounding.
Number of Facilities column may not sum to total because facilities may have multiple handling methods.

CONNECTICUT

2005 INTERSTATE SHIPMENTS AND RECEIPTS

- 24 Quantity of RCRA Hazardous Waste Interstate Shipments: 47,825 Tons
- 25 Quantity of RCRA Hazardous Waste Interstate Receipts: 11,704 Tons
- 26 Connecticut Interstate Shipment / Receipts (As reported by Connecticut):

EPA ID	Site Name	City	
DED002276764	CITISTEEL USA INC.	CLAYMONT	5,817
DED085693646	NORAMCO INC	WILMINGTON	2,158
DER000501932	THE PREMCOR REFINING GROUP INC	DELAWARE CITY	
DED980830400	CIBA SPECIALTY CHEMICALS	NEWPORT	
DED003930807	DUPONT EXPERIMENTAL STATION	WILMINGTON	
DED003913266	OCCIDENTAL CHEMICAL CORP.	NEW CASTLE	
DED002369205	GENERAL MOTORS CORPORATION	WILMINGTON	
DED982676595	AGILENT TECHNOLOGIES - NEWPORT SITE	NEWPORT	
DED069876795	PRINTPACK INC.	NEW CASTLE	
DED000800284	DUPONT EDGE MOOR PLANT	WILMINGTON	
DED002342020	ICI AMERICAS INC	NEW CASTLE	
DED984071282	AIR LIQUIDE-MEDAL	NEWPORT	
DED011028438	DASSAULT FALCON JET-WILMINGTON CORP.	NEW CASTLE	
DED053304770	MACDERMID INC	MIDDLETOWN	
DER000002980	ADESIS, INC	NEW CASTLE	
DED131873853	DANA CONTAINER, INC.	WILMINGTON	
DED002357408	DAIMLER CHRYSLER CORPORATION NEWARK PLT.	NEWARK	
DER000001958	GE ENERGY (USA) LLC	NEWARK	
DED002353092	JOHNSON CONTROLS, INC	MIDDLETOWN	
DED000820704	UNIVERSITY OF DELAWARE	NEWARK	
DED064370992	DUPONT STINE-HASKELL RESEARCH CENTER	NEWARK	
DE8570024010	DOVER AIR FORCE BASE	DOVER AFB	
DED083235549	DENTSPLY INTERNATIONAL, CAULK DIVISION	MILFORD	
DED003930799	DUPONT CHESTNUT RUN SITE	WILMINGTON	
DED000820399	ASTRAZENECA PHARMACEUTICALS LP	WILMINGTON	
DED980537781	CAMDEL METAL CORPORATION	CAMDEN	
DED981743065	DENTSPLY INTERNATIONAL, CAULK DIVISION	MILFORD	
DER000001156	DADE BEHRING INC.	GLASGOW	
DED984075861	INDUSTRIAL RESOURCE NETWORK, INC.	WILMINGTON	
DER000501692	INCYTE CORPORATION	WILMINGTON	
DED980551261	ARLON, INC.	BEAR	
DED021957444	JUSTIN TANKS, LLC	GEORGETOWN	
DED981042724	AMTRAK BEAR CAR SHOPS	BEAR	
DED040835795	PLAYTEX PRODUCTS, INC. PLANT 1	DOVER	
DEO000136077	ROHM AND HAAS ELECTRONIC MATERIALS CMP	NEWARK	
DED984075929	GREEN TREE SPRAY TECHNOLOGIES, LLC.	SEAFORD	
DED001315647	HERCULES INCORPORATED / RESEARCH CENTER	WILMINGTON	
DER000501684	CYTEC INDUSTRIES INC.	NEW CASTLE	
DED060058062	AMTRAK WILMINGTON MAINTENANCE FACILITY	WILMINGTON	
DED000621417	CDG EDGE MOOR POWER PLANT	WILMINGTON	
DED154576698	GENERAL CHEMICAL, LLC- DE VALLEY	CLAYMONT	
DED982362543	PROCINO PLATING, INC.	BLADES	
DER000501064	WASTE ACCUMULATION BUILDING	WILMINGTON	
DED046554150	ROHM AND HAAS ELECTRONIC MATERIALS CMP	NEWARK	
DED064867005	COLOR-BOX, LLC	HARRINGTON	
DED002348845	INVISTA S.A.R.L. SEAFORD PLANT	SEAFORD	
DER000501882	INVISTA S.A.R.L. @ DUPONT EXP. STATION	WILMINGTON	
DED984066118	CHROME DEPOSIT CORPORATION	NEWARK	
DED984073692	INTERNATIONAL PETROLEUM CORP. OF DE	WILMINGTON	
DED981938046	FISHER SCIENT. CO.LLC-200 DELMAR DIST. C	NEWARK	

DELAWARE

2005 WASTE GENERATION, CONTINUED

4 Quantities of Waste Generated in 2005 That Were Reported with Only Characteristic Waste Codes, Only Listed Waste Codes, or Both Characteristic and Listed Waste Codes

Waste Has Only Characteristic Codes	Tons of Waste Generated	Waste Has Only Listed Codes	Tons of Waste Generated	Waste Has Both Characteristic And Listed Codes	Tons of Waste Generated
ONLY IGNITABLE	641	ONLY AN F CODE	1,871		
ONLY CORROSIVE	241	ONLY A K CODE	1,136		
ONLY REACTIVE	6	ONLY A P CODE	0		
ONLY D004-17	875	ONLY A U CODE	19		
ONLY D018-43	173				
HAS MORE THAN ONE CHARACTERISTIC CODE	436	HAS MORE THAN ONE LISTED CODE	1		
TOTAL	2,373	TOTAL	3,027	Both Characteristic and Listed	8,974

5 Quantities of Waste Generated in 2005 That Were Multiply Coded

Waste Has Only Characteristic Codes But More Than One Applies	Tons of Waste Generated	Only Listed Codes But Has More Than One	Tons of Waste Generated	Both Characteristic And Listed Codes	Tons of Waste Generated
HAS IGNITABLE CODE	242			IGN. W/ AT LEAST 1 LSTD	2,960
HAS CORROSIVE CODE	94			CORR. W/ AT LEAST 1 LSTD	375
HAS REACTIVE CODE	8			REACT. W/ AT LEAST 1 LSTD	16
HAS D004-D017 CODE	341			D004-17 W/ AT LEAST 1 LSTD	5,882
HAS D018-D043 CODE	214			D018-43 W/ AT LEAST 1 LSTD	312
		HAS AN F CODE	1	F WASTE W/ AT LEAST 1 CHAR	2,980
		HAS A K CODE	0	K WASTE W/ AT LEAST 1 CHAR	5,977
		HAS A P CODE	0	P WASTE W/ AT LEAST 1 CHAR	3
		HAS A U CODE	1	U WASTE W/ AT LEAST 1 CHAR	71
TOTAL	436	TOTAL	1	TOTAL	8,974

Note: Columns may not sum to total because a waste code may apply to more than one waste. Mixtures with ignitable, corrosive, reactive, D004-17, and D018-43 characteristic codes may also contain other characteristic waste codes. Similarly, wastes with F, K, P, and U listed codes may have other listed waste codes.

6 Top Ten Wastes Generated*: D001, LABP, F003, D002, F005, F002, D022, D003, D035, D007

*Based on the Federal hazardous waste codes most frequently reported, not the quantity generated.

7 Top Ten Quantities of Waste Generated in 2005, by NAICS Code

Rank	NAICS	Description	Tons Generated
1	3311	Iron and Steel Mills and Ferroalloy Manufacturing	5,817
2	3254	Pharmaceutical and Medicine Manufacturing	2,193
3	3241	Petroleum and Coal Products Manufacturing	1,992
4	3251	Basic Chemical Manufacturing	1,571
5	5417	Scientific Research and Development Services	877
6	3361	Motor Vehicle Manufacturing	312
7	3252	Resin, Synthetic Rubber, and Artificial Synthetic Fibers and Filaments Manufacturing	288
8	3261	Plastics Product Manufacturing	228
9	3259	Other Chemical Product and Preparation Manufacturing	189
10	3256	Soap, Cleaning Compound, and Toilet Preparation Manufacturing	186
Total			13,651

DELAWARE

2005 WASTE MANAGEMENT

8 Number of RCRA Facilities Contributing to the Hazardous Waste Managed: 5

9 Quantity of RCRA Hazardous Waste Managed: 534 Tons

10 Fifty Largest RCRA Hazardous Waste Management Facilities in the State, 2005

Rank	EPA ID	Site Name	City	Tons of Waste Managed
1	DED003930807	DUPONT EXPERIMENTAL STATION	WILMINGTON	490
2	DED003913266	OCCIDENTAL CHEMICAL CORP.	NEW CASTLE	27
3	DED021957444	JUSTIN TANKS, LLC	GEORGETOWN	14
4	DED984075929	GREEN TREE SPRAY TECHNOLOGIES, LLC.	SEAFORD	2
5	DE8570024010	DOVER AIR FORCE BASE	DOVER AFB	1
Total				534

Note: Column may not sum to total due to rounding.

Rank	EPA ID	Site Name	City	Quantity Shipped (Tons)
1	DED002276764	CITISTEEL USA INC.	CLAYMONT	5,817
2	DED085693646	NORAMCO INC	WILMINGTON	2,158
3	DER000501932	THE PREMCOR REFINING GROUP INC	DELAWARE CITY	1,992
4	DED980830400	CIBA SPECIALTY CHEMICALS	NEWPORT	1,006
5	DED003913266	OCCIDENTAL CHEMICAL CORP.	NEW CASTLE	340
6	DED003930807	DUPONT EXPERIMENTAL STATION	WILMINGTON	312
7	DED002369205	GENERAL MOTORS CORPORATION	WILMINGTON	210
8	DED982676595	AGILENT TECHNOLOGIES - NEWPORT SITE	NEWPORT	189
9	DED069876795	PRINTPACK INC.	NEW CASTLE	189
10	DED000800284	DUPONT EDGE MOOR PLANT	WILMINGTON	178
11	DED002342020	ICI AMERICAS INC	NEW CASTLE	172
12	DED984071282	AIR LIQUIDE-MEDAL	NEWPORT	163
13	DED011028438	DASSAULT FALCON JET-WILMINGTON CORP.	NEW CASTLE	145
14	DED053304770	MACDERMID INC	MIDDLETOWN	104
15	DER000002980	ADESIS, INC	NEW CASTLE	94
16	DED131873853	DANA CONTAINER, INC.	WILMINGTON	90
17	DED002357408	DAIMLER CHRYSLER CORPORATION NEWARK PLT.	NEWARK	87
18	DER000001958	GE ENERGY (USA) LLC	NEWARK	82
19	DED002353092	JOHNSON CONTROLS, INC	MIDDLETOWN	81
20	DED000820704	UNIVERSITY OF DELAWARE	NEWARK	77
21	DED064370992	DUPONT STINE-HASKELL RESEARCH CENTER	NEWARK	69
22	DE8570024010	DOVER AIR FORCE BASE	DOVER AFB	54
23	DED083235549	DENTSPLY INTERNATIONAL, CAULK DIVISION	MILFORD	46
24	DED003930799	DUPONT CHESTNUT RUN SITE	WILMINGTON	46
25	DED000820399	ASTRAZENECA PHARMACEUTICALS LP	WILMINGTON	40
26	DED980537781	CAMDEN METAL CORPORATION	CAMDEN	37
27	DED981743065	DENTSPLY INTERNATIONAL, CAULK DIVISION	MILFORD	37
28	DER000001156	DADE BEHRING INC.	GLASGOW	36
29	DED984075861	INDUSTRIAL RESOURCE NETWORK, INC.	WILMINGTON	33
30	DER000501692	INCYTE CORPORATION	WILMINGTON	26
31	DED980551261	ARLON, INC.	BEAR	22
32	DED981042724	AMTRAK BEAR CAR SHOPS	BEAR	15
33	DED040835795	PLAYTEX PRODUCTS, INC. PLANT 1	DOVER	15
34	DEO000136077	ROHM AND HAAS ELECTRONIC MATERIALS CMP	NEWARK	14
35	DED001315647	HERCULES INCORPORATED / RESEARCH CENTER	WILMINGTON	14
36	DER000501684	CYTEC INDUSTRIES INC.	NEW CASTLE	13
37	DED060058062	AMTRAK WILMINGTON MAINTENANCE FACILITY	WILMINGTON	12
38	DED000621417	CDG EDGE MOOR POWER PLANT	WILMINGTON	12
39	DED984075929	GREEN TREE SPRAY TECHNOLOGIES, LLC.	SEAFORD	12
40	DED154576698	GENERAL CHEMICAL, LLC- DE VALLEY	CLAYMONT	12
41	DED982362543	PROCINO PLATING, INC.	BLADES	11
42	DER000501064	WASTE ACCUMULATION BUILDING	WILMINGTON	9
43	DED046554150	ROHM AND HAAS ELECTRONIC MATERIALS CMP	NEWARK	9
44	DED064867005	COLOR-BOX, LLC	HARRINGTON	9
45	DER000501882	INVISTA S.A.R.L. @ DUPONT EXP. STATION	WILMINGTON	8
46	DED002348845	INVISTA S.A.R.L. SEAFORD PLANT	SEAFORD	8
47	DED984066118	CHROME DEPOSIT CORPORATION	NEWARK	6
48	DED984073692	INTERNATIONAL PETROLEUM CORP. OF DE	WILMINGTON	4
49	DED981938046	FISHER SCIENT. CO.LLC-200 DELMAR DIST. C	NEWARK	4
50	DED021957444	JUSTIN TANKS, LLC	GEORGETOWN	3
Total				14,119

Column may not sum to total due to rounding.

S,RMT3L oNERAL MOTORS CORPORATIq8 | S8 (WILr than fif759s9 Td rsoNERA-25.48 OTORS toNote: 6.03998 Td88 Rank)8454.359507

26

SCIFNGTON

DELAWARE

2005 WASTE RECEIPTS

18 Number of RCRA Hazardous Waste Receivers: 1

19 Quantity of RCRA Hazardous Waste Received: 373 Tons

20 Fifty Largest RCRA Hazardous Waste Receivers in the State, 2005

Rank	EPA ID	Site Name	City	Quantity Received (Tons)
1	DED003930807	DUPONT EXPERIMENTAL STATION	WILMINGTON	373
Total				373

Note: Column may not sum to total due to rounding.
State may have fewer than fifty facilities that received waste.

DELAWARE

2005 WASTE RECEIPTS, CONTINUED

Management Method	Quantity Managed (tons)
INCINERATION	367
STORAGE AND/OR TRANSFER	6

DELAWARE

2005 INTERSTATE SHIPMENTS AND RECEIPTS

24 Quantity of RCRA Hazardous Waste Interstate Shipments: 14,034 Tons

25 Quantity of RCRA Hazardous Waste Interstate Receipts: 280 Tons

26 Delaware Interstate Shipment / Receipts (As reported by Delaware):

The State to which Delaware shipped the largest quantity of waste was Pennsylvania (6,008 tons).

The State that shipped the largest quantity of waste to Delaware was Ohio (259 tons).

ONLY IGNITABLE	26	ONLY AN F CODE	3
ONLY CORROSIVE	6		0
ONLY REACTIVE	0		
ONLY D004-17	137		
ONLY D018-43	1		
HAS MORE THAN ONE	19		

DISTRICT OF COLUMBIA

2005 WASTE MANAGEMENT

Tables 8, 9, and 10 have been omitted from this report because there were no facilities in the District of Columbia that reported managing RCRA hazardous waste in 2005.

DISTRICT OF COLUMBIA

2005 WASTE MANAGEMENT, CONTINUED

Tables 11, 12, 13, and 14 have been omitted from this report because there were no facilities in the District of Columbia that reported managing RCRA hazardous waste in 2005.

EPA ID

DC4141707162	ARCHITECT OF THE CAPITOL
DC2200907812	BUREAU OF ENGRAVING AND PRINTING
DCD980204879	THE CATHOLIC UNIVERSITY OF AMERICA
DCD049515844	GEORGTOWN UNIVERSITY
DC8170024311	NAVAL RESEARCH LABORATORY
DC9170024310	WASHINGTON NAVY YARD
DCD132296039	WASHINGTON HOSPITAL CENTER
DCD981940083	THE GEORGE WASHINGTON UNIVERSITY
DCD983966409	HOWARD UNIVERSITY HOSPITAL
DCD077795060	AMERICAN UNIVERSITY
DC7360010402	VETERANS ADMINISTRATION MEDICAL CENTER
DC4170000901	NAVAL SUPPORT FACILITY ANACOSTIA
DCR000001750	
DC3122311001	
DCD983971581	

DISTRICT OF COLUMBIA

2005 WASTE RECEIPTS

Tables 18, 19, and 20 have been omitted from this report because there were no facilities in the District of Columbia that reported receiving RCRA hazardous waste in 2005.

DISTRICT OF COLUMBIA

2005 WASTE RECEIPTS, CONTINUED

Tables 21, 22, and 23 have been omitted from this report because there were no facilities in the District of Columbia that reported receiving RCRA hazardous waste in 2005.

DISTRICT OF COLUMBIA

2005 INTERSTATE SHIPMENTS AND RECEIPTS

24 Quantity of RCRA Hazardous Waste Interstate Shipments: 293 Tons

25 Quantity of RCRA Hazardous Waste Interstate Receipts: 0 Tons

26 District of Columbia Interstate Shipment / Receipts (As reported by District of Columbia):

The State to which District of Columbia shipped the largest quantity of waste was North Carolina (82 tons).

No States shipped waste to District of Columbia.

FLORIDA

2005 WASTE GENERATION

1 Number of Generators Contributing to the Hazardous Waste Generated: 345

2 Quantity of RCRA Hazardous Waste Generated: 237,078 Tons

3 Fifty Largest RCRA Hazardous Waste Generators in the State, 2005

Rank	EPA ID	Site Name	City	Total Generated (Tons)
1	FLR000068007	K.C. INDUSTRIES, L.L.C., MULBERRY, FLORI	MULBERRY	183,154
2	FLD004092839	GULF COAST RECYCLING, INC	TAMPA	25,837
3	FLD083812537	GERDAU AMERISTEEL JACKSONVILLE DIVISION	BALDWIN	3,055
4	FLD980729610	CLEAN HARBORS FLORIDA LLC	BARTOW	2,733
5	FLD004065926	ARIZONA CHEMICAL	PANAMA CITY	1,712
6	FLD008155673	AIR PRODUCTS AND CHEMICALS, INC	PACE	1,701
7	FL6170024412	US NAS JACKSONVILLE	JACKSONVILLE	1,205
8	FLD000824896	INDUSTRIAL GALVANIZERS TAMPA	TAMPA	708
9	FLD050768548	CLARIANT LSM (FLORIDA), INC.	GAINESVILLE	669
10	FLD061897054	MONTCO RESEARCH PRODUCTS, INC.	HOLLISTER	616
11	FLD006430581	NTU ELECTRONICS, INC.	LARGO	469
12	FLR000086892	REGENERATION TECHNOLOGIES, INC	ALACHUA	401
13	FLD984209312	VAN DYNE CROTTY	PLANT CITY	398
14	FLR000064014	INDUSTRIAL GALVANIZERS MIAMI	MIAMI	397
15	FLD980847214	SAFETY-KLEEN SYSTEMS, INC	ORANGE PARK	333
16	FLD980711378	COOK COMPOSITES AND POLYMERS CO.	ORLANDO	320
17	FLD095565206	REICHHOLD, INC.	PENSACOLA	297
18	FL9170024260	US NAVAL STATION MAYPORT	MAYPORT	283
19	FLD980847271	SAFETY-KLEEN SYSTEMS, INC	TAMPA	247
20	FLD082400441	CORONADO PAINT COMPANY	EDGEWATER	245
21	FLR000102814	FDEP/COHEE BARNES	COTTONDALE	221
22	FLD097373542	CHROMALLOY FLORIDA	FORT WALTON BEACH	217
23	FLD982075756	LINVATEC CORPORATION	LARGO	212
24	FLD051727949	CARDINAL HEALTH PTS, LLC	ST. PETERSBURG	212
25	FLR000071282	NAILITE INTERNATIONAL, INC.	MIAMI	207
26	FLD058449927	HEXION SPECIALTY CHEMICALS, INC.	LAKELAND	198
27	FLD002561751	AIRPORT - HOMAC	ORMOND BEACH	195
28	FLD984167791	SAFETY-KLEEN SYSTEMS, INC	BOYNTON BEACH	190
29	FLD058449752	FILM TECHNOLOGIES INTERNATIONAL, INC	SAINT PETERSBURG	188
30	FLD004057535	KOPPERS, INC.	GAINESVILLE	188
31	FLD004065470	WALT DISNEY WORLD CO.	BAY LAKE	184
32	FLD047096524	ST. MARKS POWDER, INC.	ST. MARKS	181
33	FLD984171165	SAFETY-KLEEN SYSTEMS, INC	SANFORD	181
34	FLD980845010	AGERE SYSTEMS	ORLANDO	177
35	FLD000824888	MASTER-HALCO, INC.	TAMPA	174
36	FLD085022291	ACTION PLATING CORP.	OPA-LOCKA	149
37	FL6800014585	KENNEDY SPACE CENTER	KENNEDY SPACE CENTER	148
38	FLD981030448	BENADA ALUMINUM OF FLORIDA, INC	MEDLEY	136
39	FLD004056255	RAYONIER PERFORMANCE FIBERS- FERNANDINA	FERNANDINA BEACH	135
40	FLD004117677	PERKO, INC	MIAMI	124
41	FLD161150446	METALPLATE GALVANIZING, L.P.	JACKSONVILLE	124
42	FLR000049601	KEYMARK CORP OF FLORIDA	LAKELAND	119
43	FLD067242164	ELREHA PRINTED CIRCUITS	ST. PETERSBURG	113
44	FL8570024366	USAF 96 CEG/CEV	EGLIN AFB	108
45	FL2800016121	CAPE CANAVERAL AIR FORCE STATION	PATRICK AFB	103
46	FLD004061529	REICHHOLD, INC. JACKSONVILLE FACILITY	JACKSONVILLE	103
47	FLD000608125	FLORIDA STATE UNIVERSITY	TALLAHASSEE	100
48	FLD982133159	SAFETY-KLEEN SYSTEMS, INC	TALLAHASSEE	97
49	FLD000823393	UNIVERSITY OF FLORIDA	GAINESVILLE	96
50	FLD000602334	INTERSIL CORPORATION	PALM BAY	96
Total				229,454

Note: State may have fewer than fifty generators that contributed to the hazardous waste generated.

FLORIDA

4 Quantities of Waste Generated in 2005 That Were Reported with Only Characteristic Waste Codes,

Waste Has Only Characteristic Codes	Tons of Waste Generated	Waste Has Only Listed Codes	Tons of Waste Generated	Waste Has Both Characteristic And Listed Codes	Tons of Waste Generated
ONLY IGNITABLE	2,086	ONLY AN F CODE	2,115		
ONLY CORROSIVE	1,703	ONLY A K CODE	5,983		
ONLY REACTIVE	227	ONLY A P CODE	34		
ONLY D004-17	18,690	ONLY A U CODE	83		
ONLY D018-43	192				
HAS MORE THAN ONE		HAS MORE THAN ONE			
	195,054		39		
TOTAL	217,952	TOTAL	8,254	Both Characteristic and Listed	10,831

5 Quantities of Waste Generated in 2005 That Were Multiply Coded

Waste Has Only Characteristic Codes But More Than One Applies	Tons of Waste Generated	Only Listed Codes But Has More Than One	Tons of Waste Generated	Both Characteristic And Listed Codes	Tons of Waste Generated
HAS IGNITABLE CODE	3,491			IGN. W/ AT LEAST 1 LSTD	9,374
HAS CORROSIVE CODE	193,198			CORR. W/ AT LEAST 1 LSTD	532
HAS REACTIVE CODE	179			REACT. W/ AT LEAST 1 LSTD	71
HAS D004-D017 CODE	191,954			D004-17 W/ AT LEAST 1 LSTD	4,094
HAS D018-D043 CODE	1,601			D018-43 W/ AT LEAST 1 LSTD	5,450
		HAS AN F CODE	28	F WASTE W/ AT LEAST 1 CHAR	10,509
		HAS A K CODE	0	K WASTE W/ AT LEAST 1 CHAR	166
		HAS A P CODE	38	P WASTE W/ AT LEAST 1 CHAR	55
		HAS A U CODE	12	U WASTE W/ AT LEAST 1 CHAR	1,960
TOTAL	195,054	TOTAL	39	TOTAL	10,831

Note: Columns may not sum to total because a waste code may apply to more than one waste. Mixtures with ignitable, corrosive, reactive, D004-17, and D018-43 characteristic codes may also contain other characteristic waste codes. Similarly, wastes with F, K, P, and U listed codes may have other listed waste codes.

FLORIDA

2005 WASTE MANAGEMENT

8 Number of RCRA Facilities Contributing to the Hazardous Waste Managed: 43

9 Quantity of RCRA Hazardous Waste Managed: 1,481,638 Tons

10 Fifty Largest RCRA Hazardous Waste Management Facilities in the State, 2005

Rank	EPA ID	Site Name	City	Tons of Waste Managed
1	FLD008155673	AIR PRODUCTS AND CHEMICALS, INC	PACE	815,025
2	FLD980799050	FAIRBANKS DISPOSAL PIT	GAINESVILLE	360,336
3	FLR000068007	K.C. INDUSTRIES, L.L.C., MULBERRY, FLORI	MULBERRY	183,154
4	FLD001447952	UNITED TECHNOLOGIES CRP, PRATT & WHITNEY	JUPITER	47,010
5	FLD093846897	EATON AEROSPACE LLC	SARASOTA	44,090
6	FLD004092839	GULF COAST RECYCLING, INC	TAMPA	25,630
7	FLD980729610	CLEAN HARBORS FLORIDA LLC	BARTOW	4,752
8	FLD006430581	NTU ELECTRONICS, INC.	LARGO	443
9	FLD097373542	CHROMALLOY FLORIDA	FORT WALTON BEACH	155
10	FLD982075756	LINVATEC CORPORATION	LARGO	149
11	FLD085022291	ACTION PLATING CORP.	OPA-LOCKA	133
12	FLD047096524	ST. MARKS POWDER, INC.	ST. MARKS	124
13	FLD067242164	ELREHA PRINTED CIRCUITS	ST. PETERSBURG	94
14	FLD980841811	DONZI MARINE	SARASOTA	79
15	FLD000825133	ESCALADE SPORTS	GAINESVILLE	61
16	FLR000032755	MAVERICK BOAT COMPANY, INC.	FORT PIERCE	57
17	FLD984262782	AERC.COM, INC.	WEST MELBOURNE	56
18	FL0000207449	ONYX ENVIRONMENTAL SERVICES, L.L.C.	TALLAHASSEE	51
19	FLD980838791	S2 YACHTS PURSUIT DIVISION	FORT PIERCE	47
20	FLD004069183	DELTA LABORATORIES, INC	OCALA	27
21	FLD004087631	HENEFELT PRECISION PRODUCTS, INC.	LARGO	21
22	FL8570024366	USAF 96 CEG/CEV	EGLIN AFB	19
23	FL6800014585	KENNEDY SPACE CENTER	KENNEDY SPACE CENTER	18
24	FLD115383804	PALL AEROPOWER CORPORATION-FTM	FORT MYERS	15
25	FLD980844930	HIGH PERFORMANCE SYSTEMS, INC.	WINTER HAVEN	12
26	FLD047966593	MARTIN ELECTRONIC, INC	PERRY	10
27	FLD061432266	PIERCE MANUFACTURING - FLORIDA DIVISION	BRADENTON	10
28	FL8690330735	U.S. COAST GUARD AIR STATION CLEARWATER	CLEARWATER	10
29	FLD980729016	FMC TECHNOLOGIES, INC.	ORLANDO	6
30	FLD981471121	PRECISION FAB & CLEANING CO., INC.	COCOA	6
31	FLD046855086	PALL AEROPOWER CORPORATION - NPR	NEW PORT RICHEY	5
32	FLD004089694	SCHNELLER, INC.	PINELLAS PARK	4
33	FL6170024412	US NAS JACKSONVILLE	JACKSONVILLE	3
34	FLD982093619	PRIMA DIE CASTING INC	CLEARWATER	3
35	FLD984215368	EMERGENCY ONE, INC.	OCALA	3
36	FLD057246688	CATALINA YACHTS	LARGO	3
37	FLD086466943	SEAWORLD OF FLORIDA, INC.	ORLANDO	3
38	FLD050765684	ATLANTIC DRY DOCK CORP.	JACKSONVILLE	2
39	FLD099355430	EMERGENCY ONE, INC.	OCALA	2
40	FL2800016121	CAPE CANAVERAL AIR FORCE STATION	PATRICK AFB	2
41	FLD065919474	INTREPID POWERBOATS INC	LARGO	2
42	FL2570024404	PATRICK AIR FORCE BASE	PATRICK AFB	1
43	FL6170022952	NAVAL AIR STATION KEY WEST	KE WEST	0
Total				1,481,638

Note: Column may not sum to total due to rounding.

State may have fewer than fifty RCRA facilities contributing to the hazardous waste managed.
Facilities reporting storage only and their quantity managed are excluded.

EPA ID	Site Name	City	
FLD980729610	CLEAN HARBORS FLORIDA LLC	BARTOW	6,757
FLD980559728	PERMA FIX OF ORLANDO, INC.	ORLANDO	3,112
FLD083812537	GERDAU AMERISTEEL JACKSONVILLE DIVISION	BALDWIN	3,055
FLD981932494	EQ FLORIDA	TAMPA	2,471
FLD004065926	ARIZONA CHEMICAL	PANAMA CITY	1,712
FLD980711071	PERMA-FIX OF FLORIDA INC	GAINESVILLE	1,399
FL6170024412	US NAS JACKSONVILLE	JACKSONVILLE	1,167
FLD980847271	SAFETY-KLEEN SYSTEMS, INC	TAMPA	918
FLD984167791	SAFETY-KLEEN SYSTEMS, INC	BOYNTON BEACH	907
FLD984171165	SAFETY-KLEEN SYSTEMS, INC	SANFORD	800
FLD980847214	SAFETY-KLEEN SYSTEMS, INC	ORANGE PARK	793
FLD000824896	INDUSTRIAL GALVANIZERS TAMPA	TAMPA	708
FLD050768548	CLARIANT LSM (FLORIDA), INC.	GAINESVILLE	669
FLD061897054	MONTCO RESEARCH PRODUCTS, INC.	HOLLISTER	616
FLD984171694	SAFETY-KLEEN SYSTEMS, INC	MEDLEY	502
FLD982133159	SAFETY-KLEEN SYSTEMS, INC	TALLAHASSEE	423
FLD984209312	VAN DYNE CROTTY	PLANT CITY	398
FLR000064014	INDUSTRIAL GALVANIZERS MIAMI	MIAMI	39AST
FLD980711378	COOK COMPOSITES AND POLYMERS CO.	ORLANDO	
FLD095565206	REICHHOLD, INC.	PENSACOLA	
FL9170024260	US NAVAL STATION MAYPORT	MAYPORT	
FLD082400441	CORONADO PAINT COMPANY	EDGEWATER	
FLR000102814	FDEP/COHEE BARNES	COTTONDALE	
FLD051727949	CARDINAL HEALTH PTS, LLC	ST. PETERSBURG	
FLD004092839	GULF COAST RECYCLING, INC	TAMPA	
FLR000071282	NAILITE INTERNATIONAL, INC.	MIAMI	
FLD058449927	HEXION SPECIALTY CHEMICALS, INC.	LAKELAND	
FLD002561751	AIRPORT - HOMAC	ORMOND BEACH	
FLD058449752	FILM TECHNOLOGIES INTERNATIONAL, INC	SAINT PETERSBURG	
FLD004057535	KOPPERS, INC.	GAINESVILLE	
FLD004065470	WALT DISNEY WORLD CO.	BAY LAKE	
FLD980845010	AGERE SYSTEMS	ORLANDO	
FLD000824888	MASTER-HALCO, INC.	TAMPA	
FL6800014585	KENNEDY SPACE CENTER	KENNEDY SPACE CENTER	
FLD981030448	BENADA ALUMINUM OF FLORIDA, INC	MEDLEY	
FLD004056255	RAYONIER PERFORMANCE FIBERS- FERNANDINA	FERNANDINA BEACH	
FLD004117677	PERKO, INC	MIAMI	
FLD161150446	METALPLATE GALVANIZING, L.P.	JACKSONVILLE	
FLR000049601	KEYMARK CORP OF FLORIDA	LAKELAND	
FLD008155673	AIR PRODUCTS AND CHEMICALS, INC	PACE	
FL2800016121	CAPE CANAVERAL AIR FORCE STATION	PATRICK AFB	
FLD004061529	REICHHOLD, INC. JACKSONVILLE FACILITY	JACKSONVILLE	
FLD000608125	FLORIDA STATE UNIVERSITY	TALLAHASSEE	
FLD000823393	UNIVERSITY OF FLORIDA	GAINESVILLE	
FLD000602334	INTERSIL CORPORATION	PALM BAY	
FLD064675978	OUTOKUMPU STAINLESS PIPE AVESTA POLARIT	WILDWOOD	
FLD982106429	MASTER PACKAGING, INC	TAMPA	
FLD046771952	NORTHROP GRUMMAN CORPORATION	ST. AUGUSTINE	
FLD984229716	KANTHAL PALM COAST	PALM COAST	
FLD980842157	SEA RAY BOATS, INC.	PALM COAST	

FLORIDA

2005 WASTE RECEIPTS

18 Number of RCRA Hazardous Waste Receivers: 16

19 Quantity of RCRA Hazardous Waste Received: 18,040 Tons

20 Fifty Largest RCRA Hazardous Waste Receivers in the State, 2005

Rank	EPA ID	Site Name	City	Quantity Received (Tons)
1	FLD980729610	CLEAN HARBORS FLORIDA LLC	BARTOW	6,781
2	FLD980559728	PERMA FIX OF ORLANDO, INC.	ORLANDO	3,446
3	FLD981932494	EQ FLORIDA	TAMPA	2,990
4	FLD980711071	PERMA-FIX OF FLORIDA INC	GAINESVILLE	1,496
5	FLD984167791	SAFETY-KLEEN SYSTEMS, INC	BOYNTON BEACH	733
6	FLD980847271	SAFETY-KLEEN SYSTEMS, INC	TAMPA	672
7	FLD984171165	SAFETY-KLEEN SYSTEMS, INC	SANFORD	604
8	FLD980847214	SAFETY-KLEEN SYSTEMS, INC	ORANGE PARK	455
9	FLD984171694	SAFETY-KLEEN SYSTEMS, INC	MEDLEY	428
10	FLD982133159	SAFETY-KLEEN SYSTEMS, INC	TALLAHASSEE	333
11	FLD984262782	AERC.COM, INC.	WEST MELBOURNE	87
12	FL0000207449	ONYX ENVIRONMENTAL SERVICES, L.L.C.	TALLAHASSEE	8
13	FL6170022952	NAVAL AIR STATION KEY WEST	KE WEST	5
14	FLD000823393	UNIVERSITY OF FLORIDA	GAINESVILLE	3
15	FL8570024366	USAF 96 CEG/CEV	EGLIN AFB	0
16	FL2800016121	CAPE CANAVERAL AIR FORCE STATION	PATRICK AFB	0
Total				18,040

Note: Column may not sum to total due to rounding.
 State may have fewer than fifty facilities that received waste.

FLORIDA

2005 WASTE RECEIPTS, CONTINUED

Management Method

FUEL BLENDING	1,987
INCINERATION	0
METALS RECOVERY	64
SOLVENTS RECOVERY	254
STORAGE AND/OR TRANSFER	

FLORIDA

2005 INTERSTATE SHIPMENTS AND RECEIPTS

24 Quantity of RCRA Hazardous Waste Interstate Shipments: 35,090 Tons

25 Quantity of RCRA Hazardous Waste Interstate Receipts: 6,661 Tons

26 Florida Interstate Shipment / Receipts (As reported by Florida):

The State to which Florida shipped the largest quantity of waste was South Carolina (9,013 tons).

The State that shipped the largest quantity of waste to Florida was Puerto Rico (4,136 tons).

3 Fifty Largest RCRA Hazardous Waste Generators in the State, 2030

Rank	EPA ID	Site Name	City	Total Generated (Tons)
1	GAD003264421	SOUTHWIRE COMPANY	CARROLLTON	249,227
2	GAD051011609	DSM CHEMICALS NORTH AMERICA INC	AUGUSTA	70,488
3	GAD981237118	THE NUTRASWEET COMPANY	AUGUSTA	17,917
4	GAD003275468	CHEMICAL PRODUCTS CORPORATION	CARTERSVILLE	15,308
5	GAD003273224	BON L MANUFACTURING COMPANY	NEWNAN	12,615
6	GAR000006940	INTERNATIONAL FLAVORS & FRAGRANCES	AUGUSTA	9,473
7	GAD003324985	MERCK & CO INC	ALBANY	8,246
8	GAD003480530	SCOVILL FASTENERS INC	CLARKESVILLE	6,894
9	GAD981270226	CHROMALLOY GEORGIA	LAGRANGE	6,817
10	GAD984304014	YKK AP AMERICA INC	DUBLIN	6,647
11	GAD075942706	DELPHI ENERGY & CHASSIS	FITZGERALD	5,856
12	GAD000821934	ARCH WOOD PROTECTION	CONLEY	5,439
13	GAD003323805	WILLIAM C MEREDITH CO INC	EAST POINT	4,985
14	GAD981275449	KODAK POLYCHROME GRAPHICS-A SUBSIDIARY	COLUMBUS	4,437
15	GAD003324944	PROFILE EXTRUSION COMPANY	ROME	3,281
16	GAD084823301	HEXION SPECIALTY CHEMICALS INC	FOREST PARK	3,156
17	GAD093380814	PERMA FIX OF SOUTH GEORGIA INC	VALDOSTA	2,982
18	GAD039046800	GD SEARLE, LLC - PFIZER INC	AUGUSTA	2,618
19	GAD003267192	ACUITY SPECIALTY PRODUCTS DBA ZEP MFG	ATLANTA	2,615
20	GAD003275252	INTERNATIONAL PAPER COMPANY	SAVANNAH	2,102
21	GA7170023694	MARINE CORPS LOGISTICS BASE	ALBANY	1,606
22	GAD000610378	WEYLICHEM CORPORATION	AUGUSTA	1,598
23	GAD080107873	COLLINS & AIKMAN PRODUCTS CO.	AMERICUS	1,381
24	GAD075876623	PPG ARCHITECTURAL FINISHES INC	EAST POINT	1,334
25	GAD980726491	NORAMCO INC	ATHENS	1,250
26	GA1570024330	ROBINS AIR FORCE BASE	ROBINS AFB	1,230
27	GAD070330576	EXIDE TECHNOLOGIES	COLUMBUS	1,073
28	GA0001038090	WAL-MART RC 9194	MACON	1,001
29	GAD003310810	GENERAL MOTORS NAVO	DORAVILLE	902
30	GAD981024458	SOUTH ATLANTIC LLC	CLAXTON	895
31	GAD051010429	AMREP INC.	MARIETTA	846
32	GAD042869057	SHERWIN WILLIAMS	MORROW	807
33	GAD981238199	INDALEX INC	GAINESVILLE	798
34	GA0001122159	ERCO WORLDWIDE INC.	VALDOSTA	741
35	GAD131327546	PIEDMONT LABORATORIES	GAINESVILLE	698
36	GAD115319204	HARRIS CALORIFIC INC	GAINESVILLE	666
37	GAR000038604	COCA COLA CONSOLIDATED WAREHOUSE	AUSTELL	665
38	GAR000022368	U. S. BATTERY MFG COMPANY	AUGUSTA	649
39	GAD981231970	OPTIMA CHEMICAL GROUP LLC	DOUGLAS	647
40	GA8570024606	AIR FORCE PLANT 6	MARIETTA	610
41	GAD045929643	THE DOW CHEMICAL COMPANY	DALTON	477
42	GAD051008274	BEKAERT CORPORATION	ROME	454
43	GAD000613240	HEXION SPECIALTY CHEMICALS	COLUMBUS	436
44	GAD000827873	METAL COATERS OF GEORGIA	MARIETTA	435
45	GAD984318899	PHOTOCIRCUITS CORP.	PEACHTREE CITY	399
46	GAD981269210	BONDO CORPORATION	ATLANTA	371
47	GAD109263467	VOPAK LOGISTICS SERVICES USA INC.	FITZGERALD	370
48	GAD040690737	OLIN CORPORATION	AUGUSTA	365
49	GAR000034033	DECOSTAR INDUSTRIES INC	CARROLLTON	356
50	GAR000032540	PRINTPACK INCORPORATED	VILLA RICA	356
Total				464,516

Note:

GEORGIA

2005 WASTE GENERATION, CONTINUED

4 Quantities of Waste Generated in 2005 That Were Reported with Only Characteristic Waste Codes, Only Listed Waste Codes, or Both Characteristic and Listed Waste Codes

Waste Has Only Characteristic Codes	Tons of Waste Generated	Waste Has Only Listed Codes	Tons of Waste Generated	Waste Has Both Characteristic And Listed Codes	Tons of Waste Generated
ONLY IGNITABLE	6,752	ONLY AN F CODE	4,860		
ONLY CORROSIVE	20,565	ONLY A K CODE	181		
ONLY REACTIVE	6,717	ONLY A P CODE	97		
ONLY D004-17	287,938	ONLY A U CODE	404		
ONLY D018-43	68,490				
HAS MORE THAN ONE CHARACTERISTIC CODE	41,846	HAS MORE THAN ONE LISTED CODE	13		
TOTAL	432,307	TOTAL	5,554	Both Characteristic and Listed	42,391

5 Quantities of Waste Generated in 2005 That Were Multiply Coded

Waste Has Only Characteristic Codes But More Than One Applies	Tons of Waste Generated	Only Listed Codes But Has More Than One	Tons of Waste Generated	Both Characteristic And Listed Codes	Tons of Waste Generated
HAS IGNITABLE CODE	30,937			IGN. W/ AT LEAST 1 LSTD	34,158
HAS CORROSIVE CODE	35,820			CORR. W/ AT LEAST 1 LSTD	4,362
HAS REACTIVE CODE	405			REACT. W/ AT LEAST 1 LSTD	439
HAS D004-D017 CODE	11,433			D004-17 W/ AT LEAST 1 LSTD	7,446
HAS D018-D043 CODE	11,633			D018-43 W/ AT LEAST 1 LSTD	23,839
		HAS AN F CODE	3	F WASTE W/ AT LEAST 1 CHAR	40,905
		HAS A K CODE	0	K WASTE W/ AT LEAST 1 CHAR	662
		HAS A P CODE	10	P WASTE W/ AT LEAST 1 CHAR	693
		HAS A U CODE	13	U WASTE W/ AT LEAST 1 CHAR	6,601
TOTAL	41,846	TOTAL	13	TOTAL	42,391

Note: Columns may not sum to total because a waste code may apply to more than one waste. Mixtures with ignitable, corrosive, reactive, D004-17, and D018-43 characteristic codes may also contain other characteristic waste codes. Similarly, wastes with F, K, P, and U listed codes may have other listed waste codes.

6 Top Ten Wastes Generated*: D001, D002, F003, D007, F005, D035, D008, D006, D018, F002

*Based on the Federal hazardous waste codes most frequently reported, not the quantity generated.

7 Top Ten Quantities of Waste Generated in 2005, by NAICS Code

Rank	NAICS	Description	Tons Generated
1	3359	Other Electrical Equipment and Component Manufacturing	256,045
2	3251	Basic Chemical Manufacturing	119,140
3	3313	Alumina and Aluminum Production and Processing	23,517
4	3254	Pharmaceutical and Medicine Manufacturing	12,207
5	3399	Other Miscellaneous Manufacturing	7,134
6	4881	Support Activities for Air Transportation	6,881
7	3253	Pesticide, Fertilizer, and Other Agricultural Chemical Manufacturing	6,074
8	3259	Other Chemical Product and Preparation Manufacturing	6,070
9	3255	Paint, Coating, and Adhesive Manufacturing	6,047
10	3211	Sawmills and Wood Preservation	5,209
Total			448,323

GAD040690737
GAD003273224
GAD051011609
GAD063152573
GAD981237118
GAD003275468
GAD045929643
GAD981270226
GAD003480530
GAD984304014
GAD084823301
GAD000821934
GAD003323805
GAD093380814
GAD003324944
GAD003275252
GAD042869057
GAD003267192
GAD039046800
GAR000022368
GAD115319204
GAD051008274
GAD984308213
GAD984319426
GAD075876623
GAD080107873
GAD004149951
GAD984310755
GAD991291352
GAR000006940
GAR000004614
GAD981241300
GAD981264880
GAD981245236
GAD000827873
GAR000023291
GAD000004747
GAD096629282
GAR000002998
GAD057293250
GAD066477142
GAD000610378
GAD003285665

GEORGIA

2005 WASTE SHIPMENTS

15 Number of RCRA Hazardous Waste Shippers: 293

16 Quantity of RCRA Hazardous Waste Shipped: 321,356

17 Fifty Largest RCRA Hazardous Waste Shippers in the State, 2005

Rank	EPA ID	Site Name	City	Quantity Shipped (Tons)
1	GAD003264421	SOUTHWIRE COMPANY	CARROLLTON	249,227
2	GAR000006940	INTERNATIONAL FLAVORS & FRAGRANCES	AUGUSTA	9,365
3	GAD003324985	MERCK & CO INC	ALBANY	8,251
4	GAD075942706	DELPHI ENERGY & CHASSIS	FITZGERALD	5,856
5	GAD093380814	PERMA FIX OF SOUTH GEORGIA INC	VALDOSTA	4,153
6	GAD003275252	INTERNATIONAL PAPER COMPANY	SAVANNAH	2,101
7	GAD039046800	GD SEARLE, LLC - PFIZER INC	AUGUSTA	1,864
8	GA7170023694	MARINE CORPS LOGISTICS BASE	ALBANY	1,606
9	GAD003267192	ACUITY SPECIALTY PRODUCTS DBA ZEP MFG	ATLANTA	1,559
10	GAD000610378	WEYLICHEM CORPORATION	AUGUSTA	1,419
11	GAD980726491	NORAMCO INC	ATHENS	1,249
12	GA1570024330	ROBINS AIR FORCE BASE	ROBINS AFB	1,230
13	GAD075876623	PPG ARCHITECTURAL FINISHES INC	EAST POINT	1,088
14	GAD070330576	EXIDE TECHNOLOGIES	COLUMBUS	1,073
15	GA0001038090	WAL-MART RC 9194	MACON	1,001
16	GAD003310810	GENERAL MOTORS NAVO	DORAVILLE	902
17	GAD981024458	SOUTH ATLANTIC LLC	CLAXTON	895
18	GAD051010429	AMREP INC.	MARIETTA	846
19	GAD096629282	ONYX ENVIRONMENTAL SVCS L.L.C.	MORROW	828
20	GAD980842777	SAFETY-KLEEN SYSTEMS INC NORCROSS	NORCROSS	818
21	GAD042869057	SHERWIN WILLIAMS	MORROW	807
22	GAD981238199	INDALEX INC	GAINESVILLE	798
23	GA0001122159	ERCO WORLDWIDE INC.	VALDOSTA	741
24	GAD131327546	PIEDMONT LABORATORIES	GAINESVILLE	698
25	GAR000038604	COCA COLA CONSOLIDATED WAREHOUSE	AUSTELL	665
26	GAR000022368	U. S. BATTERY MFG COMPANY	AUGUSTA	649
27	GAD981231970	OPTIMA CHEMICAL GROUP LLC	DOUGLAS	647
28	GA8570024606	AIR FORCE PLANT 6	MARIETTA	608
29	GAD051011609	DSM CHEMICALS NORTH AMERICA INC	AUGUSTA	596
30	GAD981265424	SAFETY-KLEEN SYSTEMS INC MORROW	MORROW	529
31	GAD045929643	THE DOW CHEMICAL COMPANY	DALTON	477
32	GAD000613240	HEXION SPECIALTY CHEMICALS	COLUMBUS	436
33	GAD984318899	PHOTOCIRCUITS CORP.	PEACHTREE CITY	399
34	GAD981269210	BONDO CORPORATION	ATLANTA	371
35	GAD109263467	VOPAK LOGISTICS SERVICES USA INC.	FITZGERALD	370
36	GAD040690737	OLIN CORPORATION	AUGUSTA	365
37	GAD003306750	TENNECO INC.	HARTWELL	363
38	GAR000034033	DECOSTAR INDUSTRIES INC	CARROLLTON	356
39	GAR000032540	PRINTPACK INCORPORATED	VILLA RICA	356
40	GAD107525503	SOLVAY ADVANCED POLYMERS L.L.C.	AUGUSTA	338
41	GAD051021285	APOLLO TECHNOLOGIES	SMYRNA	335
42	GAD003264074	SOUTHERN WOOD PIEDMONT CO - MACON	MACON	332
43	GAD006924872	DELTA AIRLINES INC.	ATLANTA	330
44	GAD000143677	DIXIE INDUSTRIAL FINISHING COMPANY INC	TUCKER	317
45	GAD980601728	QUEBECOR WORLD KRI INC	EVANS	316
46	GAD000827873	METAL COATERS OF GEORGIA	MARIETTA	288
47	GAD981241300	PRINTPACK INCORPORATED	VILLA RICA	259
48	GAD003273224	BON L MANUFACTURING COMPANY	NEWNAN	254
49	GAR000016386	UNIVERSAL RX SOLUTIONS OF GEORGIA INC	CONYERS	253
50	GAD981262462	KUBOTA MANUFACTURING OF AMERICA	GAINESVILLE	251
Total				308,833

Note: Column may not sum to total due to rounding.
State may have fewer than fifty shippers.

GAD093380814
GAD096629282
GAR000022368
GAD980842777
GAD981265424
GAD000776781

6,944

GEORGIA

2005 WASTE RECEIPTS, CONTINUED

Management Method

ENERGY RECOVERY
FUEL BLENDING
INCINERATION
METALS RECOVERY
OTHER TREATMENT
STABILIZATION
STORAGE AND/OR TRANSFER

/

GEORGIA

2005 INTERSTATE SHIPMENTS AND RECEIPTS

24 Quantity of RCRA Hazardous Waste Interstate Shipments: 319,506 Tons

25 Quantity of RCRA Hazardous Waste Interstate Receipts: 4,361 Tons

26 Georgia Interstate Shipment / Receipts (As reported by Georgia):

EPA ID

GU5170022680	U. S. NAVY PUBLIC WORKS CENTER GUAM
GU7170027323	COMMANDER, U.S. NAVAL FORCES MARIANAS
GUR000032540	GUAM SHIPYARD
GU6571999519	USAF ANDERSEN AIR FORCE BASE GUAM
GUR000128595	
GUD984366179	
GUD982486839	
GUD982442444	
GUR000128751	
GU0170090021	
GUD982469462	
GUR000000026	
GU0170090013	
GU9170090022	
GUR000000174	
GU7210090026	
GU9690390019	
GUT000010009	

Waste Has Only Characteristic Codes	Tons of Waste	Waste Has Only Codes	Waste Has Both Characteristic Codes	(TOTAL)
ONLY IGNITABLE	45	ONLY AN F CODE	3	
ONLY CORROSIVE	9	ONLY A K CODE	0	
ONLY REACTIVE	1	ONLY A P CODE	0	
ONLY D004-17	27	ONLY A U CODE	0	
ONLY D018-43	2			
HAS MORE THAN ONE	46	HAS MORE THAN ONE	0	
TOTAL	130	TOTAL	3	Both Characteristic and Listed 5

HAS IGNITABLE CODE	43		IGN. W/ AT LEAST 1 LSTD	3	
HAS CORROSIVE CODE	3		CORR. W/ AT LEAST 1 LSTD	0	
HAS REACTIVE CODE	8		REACT. W/ AT LEAST 1 LSTD	0	
HAS D004-D017 CODE	25		D004-17 W/ AT LEAST 1 LSTD	1	
HAS D018-D043 CODE	30		D018-43 W/ AT LEAST 1 LSTD	4	
		HAS AN F CODE	0	F WASTE W/ AT LEAST 1 CHAR	5
		HAS A K CODE	0	K WASTE W/ AT LEAST 1 CHAR	0
		HAS A P CODE	0	P WASTE W/ AT LEAST 1 CHAR	0
		HAS A U CODE	0	U WASTE W/ AT LEAST 1 CHAR	0
TOTAL	46	TOTAL	0	TOTAL	5

GUAM

Rank	EPA ID	Site Name	City	Tons of Waste Managed
1	GU6571999519	USAF ANDERSEN AIR FORCE BASE GUAM	ANDERSEN AIR FORCE BASE	1
Total				1

National Biennial RCRA Hazardous Waste Report: Based on 2005 Data

Management Method	Quantity Managed (tons)	Percentage of Quantity	Number of Facilities	Percentage of Facilities
OTHER TREATMENT	1	100.0	1	100.0
	1	100.0	1	

Management Method	Quantity Managed (tons)	Percentage of Quantity	Number of Facilities	Percentage of Facilities
OTHER TREATMENT	1	100.0	1	100.0
	1	100.0	1	

Management Method	Quantity Managed (tons)	Percentage of Quantity	Number of Facilities	Percentage of Facilities
OTHER TREATMENT	1	100.0	1	100.0
	1		1	

GUAM

2005 WASTE SHIPMENTS

15 Number of RCRA Hazardous Waste Shippers: 18

16 Quantity of RCRA Hazardous Waste Shipped: 117

17 Fifty Largest RCRA Hazardous Waste Shippers in the State, 2005

Rank	EPA ID	Site Name	City	Quantity Shipped (Tons)
1	GU7170027323	COMMANDER, U.S. NAVAL FORCES MARIANAS	SANTA RITA	45
2	GU5170022680	U. S. NAVY PUBLIC WORKS CENTER GUAM	SANTA RITA	24
3	GUR000032540	GUAM SHIPYARD	SUMAY COVE, SANTA RITA	12
4	GU6571999519	USAF ANDERSEN AIR FORCE BASE GUAM	ANDERSEN AIR FORCE BASE	10
5	GUR000128595	POLARIS POINT, U.S. NAVAL FORCES	SANTA RITA	9
6	GUD984366179	CONTINENTAL MICRONESIA	TAMUNING	4
7	GUD982486839	GUAM DRY CLEANERS	TAMUNING	2
8	GUD982442444	ATKINS KROLL, INC	TAMUNING	2
9	GUR000128751	US NAVY PUBLIC WORKS CENTER FENA LAB	SANTA RITA	1
10	GU0170090021	NAVAL COMPUTER AND TELECOMMUNICATIONS	NCTS	1
11	GUD982469462	GUAM MEMORIAL HOSPITAL AUTHORITY	TAMUNING	1
12	GU0170090013	ORDNANCE ANNEX, U.S. NAVAL FORCES	SANTA RITA	1
13	GUR000000026	MATSON NAVIGATION CO	PITI	1
14	GU9170090022	US NAVAL HOSPITAL, GUAM	AGANA HEIGHTS	1
15	GUR000000174	GUAM INTL AIRPORT AUTHORITY	TAMUNING	1
16	GU7210090026	GUAM ARMY NATIONAL GUARD	TAMUNING	0
17	GU9690390019	USCG SECTOR GUAM	SANTA RITA	0
18	GUT000010009	SHELL GUAM TERMINAL	AGAT	0
Total				117

Note: Column may not sum to total due to rounding.
State may have fewer than fifty shippers.

GUAM

2005 WASTE RECEIPTS

18 Number of RCRA Hazardous Waste Receivers: 1

19 Quantity of RCRA Hazardous Waste Received: 57 Tons

20 Fifty Largest RCRA Hazardous Waste Receivers in the State, 2005

Rank	EPA ID	Site Name	City	Quantity Received (Tons)
1	GU5170022680	U. S. NAVY PUBLIC WORKS CENTER GUAM	SANTA RITA	57
Total				57

Note: Column may not sum to total due to rounding.
State may have fewer than fifty facilities that received waste.

GUAM

2005 INTERSTATE SHIPMENTS AND RECEIPTS

24 Quantity of RCRA Hazardous Waste Interstate Shipments: 55 Tons

25 Quantity of RCRA Hazardous Waste Interstate Receipts: 0 Tons

26 Guam Interstate Shipment / Receipts (As reported by Guam):

The State to which Guam shipped the largest quantity of waste was Tennessee (31 tons).

No States shipped waste to Guam.

EPA ID	Site Name	
HI6170024339	PEARL HARBOR NAVAL SHIPYARD AND	PEARL HARBOR
HID980883185	MAUI TOYOTA FKA HI WOOD PRESERVING CO	KAHULUI
HID056786395	TESORO HAWAII CORPORATION REFINERY	KAPOLEI
HI0000452888	HONOLULU RESOURCE RECOVERY VENTURE	KAPOLEI
HI9170090006	NAVAL MAGAZINE PEARL HARBOR	EWA BEACH
HI6170022762	MARINE CORPS BASE HAWAII, KANEOHE BAY	MCBH KANEOHE BAY
HI1170024334	NAVY PWC - PEARL HARBOR COMPLEX	PEARL HARBOR
HI8570028722	HICKAM AIR FORCE BASE	HICKAM AFB
HI6170024719	PACIFIC MISSILE RANGE FACILITY	KEKAHA (BARKING SANDS)
HI0000449199	NAVY REGION HAWAII - FORD ISLAND	PEARL HARBOR
HIP000136382	HECO - WAHIAWA SUBSTATION	WAHIAWA
HID000631770	SHELL OIL PRODUCTS US - NAWILIWILI TERMI	KAUAI
HIT160010005	CHEVRON PRODUCTS COMPANY,HAWAII REFINERY	KAPOLEI
HID157773284	QUEENS MEDICAL CENTER	
HID000631531	SHELL OIL PRODUCTS US - HILO TERMINAL	
HID981433634	MID PAC PETROLEUM KAWAIHAE TERMINAL	
HID087190542	UNIVERSITY OF HAWAII OF MANOA	
HIT000610873	WAI AU GENERATING STATION AND BASEYARD	
HIR000050617	U.S. ARMY TRIPILER ARMY MEDICAL CENTER	
HID981638042	DEL MONTE FRESH PRODUCE (HAWAII), INC.	
HID990675704	PACIFIC SHIPYARDS INTERNATIONAL LLC	
HI3210022239	USARMY SCHOFIELD BARRACKS	
HI0000238113	USARMY FIELD STN KUNIA	
HID000633081	CONOCOPHILLIPS HONOLULU TERMINAL	
HIR000106518	PRIDE OF ALOHA	
HIR000136598	PRIDE OF AMERICA	
HID000631655	SHELL OIL PRODUCTS US - HONOLULU TERMINA	
HI0000146365	TESORO HAWAII-MAUI TERMINAL	
HIR000106526	NORWEGIAN STAR	
HIT000610881	HILL GEN. STATION & KANOELEHUA BASEYARD	
HIR000001057	PUNA GEOTHERMAL VENTURE	

ONLY IGNITABLE	64	ONLY AN F CODE	16
ONLY CORROSIVE	18	ONLY A K CODE	2
ONLY REACTIVE	0	ONLY A P CODE	5
ONLY D004-17	655	ONLY A U CODE	0
ONLY D018-43	29		
HAS MORE THAN ONE		HAS MORE THAN ONE	
	384		0
		Both Characteristic and Listed	282

HAS IGNITABLE CODE	107	IGN. W/ AT LEAST 1 LSTD	40
HAS CORROSIVE CODE	275	CORR. W/ AT LEAST 1 LSTD	2
HAS REACTIVE CODE	71	REACT. W/ AT LEAST 1 LSTD	0
HAS D004-D017 CODE	368	D004-17 W/ AT LEAST 1 LSTD	232
HAS D018-D043 CODE	21	D018-43 W/ AT LEAST 1 LSTD	35
		HAS AN F CODE	0
		HAS A K CODE	0
		HAS A P CODE	0
		HAS A U CODE	0
TOTAL	384	TOTAL	0
		F WASTE W/ AT LEAST 1 CHAR	57
		K WASTE W/ AT LEAST 1 CHAR	224
		P WASTE W/ AT LEAST 1 CHAR	0
		U WASTE W/ AT LEAST 1 CHAR	1

HI6170024339
HID980883185
HID056786395
HI0000452888
HI9170090006
HI6170022762
HI1170024334
HI0000449199
HI8570028722
HI6170024719
HIP000136382
HID000631770
HIT160010005
HID157773284
HID087190542
HID000631531
HID981433634
HI0000238113

HAWAII

2005 WASTE RECEIPTS

18 Number of RCRA Hazardous Waste Receivers: 1

19 Quantity of RCRA Hazardous Waste Received: 400 Tons

20 Fifty Largest RCRA Hazardous Waste Receivers in the State, 2005

Rank	EPA ID	Site Name	City	Quantity Received (Tons)
1	HI1170024334	NAVY PWC - PEARL HARBOR COMPLEX	PEARL HARBOR	400
Total				400

Note: Column may not sum to total due to rounding.
State may have fewer than fifty facilities that received waste.

HAWAII

2005 INTERSTATE SHIPMENTS AND RECEIPTS

24 Quantity of RCRA Hazardous Waste Interstate Shipments: 1,098 Tons

25 Quantity of RCRA Hazardous Waste Interstate Receipts: 0 Tons

26 Hawaii Interstate Shipment / Receipts (As reported by Hawaii):

The State to which Hawaii shipped the largest quantity of waste was Washington (480 tons).

No States shipped waste to Hawaii.

IDAHO

2005 WASTE GENERATION

1 Number of Generators Contributing to the Hazardous Waste Generated: 37

2 Quantity of RCRA Hazardous Waste Generated: 25,924 Tons

3 Fifty Largest RCRA Hazardous Waste Generators in the State, 2005

Rank	EPA ID	Site Name	City	Total Generated (Tons)
1	IDD070929518	FMC IDAHO, LLC	POCATELLO	22,316
2	IDD093120871	MICRON TECHNOLOGY INC	BOISE	791
3	ID4890008952	US DEPARTMENT OF ENERGY INL	SCOVILLE	670
4	IDD000466888	NU WEST INDUSTRIES INC DBA AGRIUM	SODA SPRINGS	608
5	IDD009066481	AMMUNITION ACCESSORIES INC. - CCI	LEWISTON	332
6	IDR000202382	DRY CREEK DEVELOPMENT	BOISE	243
7	ID3572124557	US AFB MOUNTAIN HOME	MOUNTAIN HOME AFB	237
8	IDD053798104	AMI SEMICONDUCTOR, INC.	POCATELLO	102
9	IDD073114654	US ECOLOGY IDAHO INC SITE B	GRAND VIEW	89
10	IDD981770498	SAFETY-KLEEN SYSTEMS INC	BOISE	78
11	IDR000201160	TESSENDERLO KERLEY, INC - MICHAUD PLANT	POCATELLO	70
12	IDR000003681	TRI-STATE RECYCLING SERVICES INC	DOWNEY	70
13	IDR000202077	BUCK KNIVES INC	POST FALLS	67
14	IDD063334122	WOODGRAIN MILLWORK INC.	FRUITLAND	35
15	IDD990727471	HEWLETT-PACKARD CO	BOISE	30
16	IDD984669424	AMMUNITION ACCESSORIES INC. - SOUTHPORT	LEWISTON	23
17	IDD984675074	BROADWAY CENTER LAUNDRY	BOISE	22
18	IDD075746271	UNIVERSITY OF IDAHO, MOSCOW	MOSCOW	20
19	IDR000000406	US ECOLOGY IDAHO INC RTF	MAYFIELD	19
20	IDR000003244	WESTERN TRAILER CO	BOISE	16
21	IDR000200766	CHARMAC TRAILER INC	TWIN FALLS	14
22	IDD009073511	J R SIMPLOT CO DON PLANT SOUTH	POCATELLO	12
23	IDD092034784	BAYER CROPSCIENCE LP	MARSING	11
24	IDD984666669	AMMUNITION ACCESSORIES INC. - SPEER	LEWISTON	9
25	IDD000641944	CHEVRON PIPELINE CO BOISE TERM & STATION	BOISE	6
26	IDR000001651	TESSENDERLO KERLEY, INC - BURLEY PLANT	BURLEY	6
27	IDR000201053	NXEDGE INC OF BOISE	BOISE	4
28	IDR000202374	YMCA BOISE AQUATIC CENTER	BOISE	4
29	IDR000202416	ROBINSON BAR RANCH	STANLEY	3
30	IDD984673350	NORCO INC	BOISE	3
31	ID0000309583	ZILOG INC NAMPA BLDG 2	NAMPA	3
32	IDR000202101	POCATELLO AIRPORT HAZMAT TRAINING AREA	POCATELLO	3
33	IDR000202226	CANYON POOL AND SPA	NAMPA	2
34	IDD097762231	ZILOG INC	NAMPA	2
35	IDR000202424	MCDONALD WATKINS	BOISE	1
36	IDR000202127	TOWN AND COUNTRY GARDENS INC	POCATELLO	0
37	IDR000202234	POTLATCH CORP RESOURCE MANAGEMENT DIV	CLARKIA	0
Total				25,924

Note: State may have fewer than fifty generators that contributed to the hazardous waste generated.

National Biennial RCRA Hazardous Waste Report: Based on 2005 Data

IDAHO

2005 WASTE GENERATION, CONTINUED

4 Quantities of Waste Generated in 2005 That Were Reported with Only Characteristic Waste Codes, Only Listed Waste Codes, or Both Characteristic and Listed Waste Codes

Waste Has Only Characteristic Codes	Tons of Waste Generated	Waste Has Only Listed Codes	Tons of Waste Generated	Waste Has Both Characteristic And Listed Codes	Tons of Waste Generated
ONLY IGNITABLE	14	ONLY AN F CODE	398		
ONLY CORROSIVE	47	ONLY A K CODE	19		
ONLY REACTIVE	149	ONLY A P CODE	0		
ONLY D004-17	21,983	ONLY A U CODE	8		
ONLY D018-43	62				
HAS MORE THAN ONE CHARACTERISTIC CODE	1,369	HAS MORE THAN ONE LISTED CODE	0		
TOTAL	23,623	TOTAL	425	Both Characteristic and Listed	1,876

5 Quantities of Waste Generated in 2005 That Were Multiply Coded

Waste Has Only Characteristic Codes But More Than One Applies	Tons of Waste Generated	Only Listed Codes But Has More Than One	Tons of Waste Generated	Both Characteristic And Listed Codes	Tons of Waste Generated
HAS IGNITABLE CODE	756			IGN. W/ AT LEAST 1 LSTD	1,209
HAS CORROSIVE CODE	635			CORR. W/ AT LEAST 1 LSTD	12
HAS REACTIVE CODE	675			REACT. W/ AT LEAST 1 LSTD	10
HAS D004-D017 CODE	761			D004-17 W/ AT LEAST 1 LSTD	1,493
HAS D018-D043 CODE	72			D018-43 W/ AT LEAST 1 LSTD	714
		HAS AN F CODE	0	F WASTE W/ AT LEAST 1 CHAR	1,875
		HAS A K CODE	0	K WASTE W/ AT LEAST 1 CHAR	322
		HAS A P CODE	0	P WASTE W/ AT LEAST 1 CHAR	11
		HAS A U CODE	0	U WASTE W/ AT LEAST 1 CHAR	331
TOTAL	1,369	TOTAL	0	TOTAL	1,876

Note: Columns may not sum to total because a waste code may apply to more than one waste. Mixtures with ignitable, corrosive, reactive, D004-17, and D018-43 characteristic codes may also contain other characteristic waste codes. Similarly, wastes with F, K, P, and U listed codes may have other listed waste codes.

6 Top Ten Wastes Generated*: D001, D008, D002, D007, F003, D006, F005, D009, F002, D011

*Based on the Federal hazardous waste codes most frequently reported, not the quantity generated.

7 Top Ten Quantities of Waste Generated in 2005, by NAICS Code

Rank	NAICS	Description	Tons Generated
1	3251	Basic Chemical Manufacturing	22,320
2	3344	Semiconductor and Other Electronic Component Manufacturing	897
3	9241	Administration of Environmental Quality Programs	670
4	3253	Pesticide, Fertilizer, and Other Agricultural Chemical Manufacturing	637
5	3329	Other Fabricated Metal Product Manufacturing	365
6	1119	Other Crop Farming	243
7	9281	National Security and International Affairs	237
8	5622	Waste Treatment and Disposal	89
9	5621	Waste Collection	78
10	4246	Chemical and Allied Products Merchant Wholesalers	70
Total			25,607

IDAHO

2005 WASTE MANAGEMENT

8 Number of RCRA Facilities Contributing to the Hazardous Waste Managed: 3

9 Quantity of RCRA Hazardous Waste Managed: 114,245 Tons

10 Fifty Largest RCRA Hazardous Waste Management Facilities in the State, 2005

Rank	EPA ID	Site Name	City	Tons of Waste Managed
1	IDD073114654	US ECOLOGY IDAHO INC SITE B	GRAND VIEW	113,266
2	ID4890008952	US DEPARTMENT OF ENERGY INL	SCOVILLE	978
3	ID3572124557	US AFB MOUNTAIN HOME	MOUNTAIN HOME AFB	0
Total				114,245

Note: Column may not sum to total due to rounding.
 State may have fewer than fifty RCRA facilities contributing to the hazardous waste managed.
 Facilities reporting storage only and their quantity managed are excluded.

National Biennial RCRA Hazardous Waste Report: Based on 2005 Data

Management Method	Quantity Managed Percentage of	
	(tons)	Quantity
AQUEOUS INORGANIC TREATMENT	3	0.0
LANDFILL/SURFACE IMPOUNDMENT	113,266	99.1
OTHER RECOVERY	0	0.0
OTHER TREATMENT	879	0.8
SLUDGE TREATMENT	95	0.1
STABILIZATION	1	0.0

IDAHO

2005 WASTE SHIPMENTS

15 Number of RCRA Hazardous Waste Shippers: 35

16 Quantity of RCRA Hazardous Waste Shipped: 28,858

17 Fifty Largest RCRA Hazardous Waste Shippers in the State, 2005

Rank	EPA ID	Site Name	City	Quantity Shipped (Tons)
1	IDD070929518	FMC IDAHO, LLC	POCATELLO	22,301
2	ID4890008952	US DEPARTMENT OF ENERGY INL	SCOVILLE	3,179
3	IDD000466888	NU WEST INDUSTRIES INC DBA AGRUIM	SODA SPRINGS	955
4	IDD093120871	MICRON TECHNOLOGY INC	BOISE	799
5	IDD009066481	AMMUNITION ACCESSORIES INC. - CCI	LEWISTON	336
6	IDD981770498	SAFETY-KLEEN SYSTEMS INC	BOISE	246
7	IDR000202382	DRY CREEK DEVELOPMENT	BOISE	243
8	ID3572124557	US AFB MOUNTAIN HOME	MOUNTAIN HOME AFB	237
9	IDD053798104	AMI SEMICONDUCTOR, INC.	POCATELLO	102
10	IDR000201160	TESSENDERLO KERLEY, INC - MICHAUD PLANT	POCATELLO	70
11	IDR000003681	TRI-STATE RECYCLING SERVICES INC	DOWNEY	70
12	IDR000202077	BUCK KNIVES INC	POST FALLS	67
13	IDD063334122	WOODGRAIN MILLWORK INC.	FRUITLAND	35
14	IDD990727471	HEWLETT-PACKARD CO	BOISE	30
15	IDD984675074	BROADWAY CENTER LAUNDRY	BOISE	22
16	IDD984669424	AMMUNITION ACCESSORIES INC. - SOUTHPORT	LEWISTON	22
17	IDD075746271	UNIVERSITY OF IDAHO, MOSCOW	MOSCOW	20
18	IDR000000406	US ECOLOGY IDAHO INC RTF	MAYFIELD	19
19	IDR000003244	WESTERN TRAILER CO	BOISE	17
20	IDR000200766	CHARMAC TRAILER INC	TWIN FALLS	14
21	IDD009073511	J R SIMPLOT CO DON PLANT SOUTH	POCATELLO	12
22	IDD092034784	BAYER CROPSCIENCE LP	MARSING	11
23	IDD097762231	ZILOG INC	NAMPA	9
24	IDD984666669	AMMUNITION ACCESSORIES INC. - SPEER	LEWISTON	9
25	IDD000641944	CHEVRON PIPELINE CO BOISE TERM & STATION	BOISE	6
26	IDR000001651	TESSENDERLO KERLEY, INC - BURLEY PLANT	BURLEY	6
27	IDR000201053	NXEDGE INC OF BOISE	BOISE	4
28	IDR000202374	YMCA BOISE AQUATIC CENTER	BOISE	4
29	IDD984673350	NORCO INC	BOISE	3
30	ID0000309583	ZILOG INC NAMPA BLDG 2	NAMPA	3
31	IDR000202101	POCATELLO AIRPORT HAZMAT TRAINING AREA	POCATELLO	3
32	IDR000202226	CANYON POOL AND SPA	NAMPA	2
33	IDR000202424	MCDONALD WATKINS	BOISE	1
34	IDR000202127	TOWN AND COUNTRY GARDENS INC	POCATELLO	0
35	IDR000202234	POTLATCH CORP RESOURCE MANAGEMENT DIV	CLARKIA	0
Total				28,858

Note: Column may not sum to total due to rounding.
State may have fewer than fifty shippers.

EPA ID

IDD073114654	US ECOLOGY IDAHO INC SITE B
IDR000000406	US ECOLOGY IDAHO INC RTF
IDD981770498	
ID4890008952	

136,002

IDAHO

2005 INTERSTATE SHIPMENTS AND RECEIPTS

24 Quantity of RCRA Hazardous Waste Interstate Shipments: 6,198 Tons

25 Quantity of RCRA Hazardous Waste Interstate Receipts: 135,020 Tons

26 Idaho Interstate Shipment / Receipts (As reported by Idaho):

The State to which Idaho shipped the largest quantity of waste was Utah (2,728 tons).

The State that shipped the largest quantity of waste to Idaho was New Jersey (56,140 tons).

EPA ID

ILD042075333 CABOT CORP
ILD005210216 US PLATING CORP
ILD010284248 CID RECYCLING & DISPOSAL FAC
ILD000805812 PEORIA DISPOSAL CO INC
ILD041518861 CHEVRON ENVIRONMENTAL SERVICES
ILD000714881 KEYSTONE STEEL & WIRE CO
ILD054236443 3M CO
ILD098642424 ONYX ENVIRONMENTAL SVCS
ILD980996862 NUCOR STEEL KANKAKEE
ILD980613913 SAFETY KLEEN SYSTEMS INC
ILR000115675 STERLING STEEL CO LLC
ILD074411745 LARAWAY RECYCLING & DISP FAC
ILD055409940 ABBOTT LABORATORIES
ILD064385701 ECOLAB INC
ILD981093180 JLM CHEMICALS INC
ILR000077115 CONOCOPHILLIPS CO WWR
ILD074406075 WR GRACE & CO
ILD054351770 STEPAN CO
ILD005229448 ROHM & HAAS
ILD006280606 ALTON STEEL INC
ILD057863847 ALLIED TUBE & CONDUIT CORP
IL0000875583 ABLE ELECTRO POLISHING CO
ILD005476882 MARATHON PETROLEUM CO LLC
ILD048296180 EQUISTAR CHEMICALS LP
ILR000129775 IDOT
ILD984856435 ABBOTT LABORATORIES
ILD005100789 SEYMOUR OF SYCAMORE INC
ILD005072517 AMERICAN NICKELOID CO
ILD051093367 SUN CHEMICAL CORP
ILD064403199 EXXONMOBIL OIL CORP
ILR000061853 GUARDIAN WEST
ILD000608471 CLEAN HARBORS SVCS INC
ILD005178975 TECHALLOY INC
ILD005203476 FERRO PFANSTIEHL LABORATORIES
ILD005163332 AMEROCK CORP
ILD106935778 KING CIRCUITS INC
ILD005068895 S&C ELECTRICT9H80700751S&C ELECTRICT9H80700751SEYMOUR OF SYCAMORE INC
ILD980700751 ALTON P.975
ILR000029710
ILD000805911
ILD055434443
ILD041889023
ILD005450697
ILD089825780
ILD005083316
ILD005472881
ILD060364882
ILD000608992
ILD005114665
ILD981533193

1,078,225

ONLY IGNITABLE	17,913	ONLY AN F CODE	389,765
ONLY CORROSIVE	20,622	ONLY A K CODE	123,800
ONLY REACTIVE	543	ONLY A P CODE	1,126
ONLY D004-17	87,183	ONLY A U CODE	1,219
ONLY D018-43	4,083		
HAS MORE THAN ONE	26,766		

ILD042075333 CABOT CORP
ILD000805812 PEORIA DISPOSAL CO INC
ILD040891368 HORSEHEAD CORP
ILD010284248 CID RECYCLING & DISPOSAL FAC
ILD041518861 CHEVRON ENVIRONMENTAL SERVICES
ILD000666206
ILD098642424
ILD980613913
ILD000608471
ILD064418353
ILD005450697
ILD005072517
ILD064385701
ILD005121439
ILD982061426
ILD052673027
ILD055871370
ILD005087630
ILD000802801
ILD005070719
ILD005070495
ILD005455571
ILD052622917
ILD062480850
ILT180013583
ILD005456587
ILD089828016
ILD005067376
ILD984816959
IL3890008946
ILD982624777
ILD980589824

1,199,813

National Biennial RCRA Hazardous Waste Report: Based on 2005 Data

Management Method	Quantity Managed (tons)	Percentage of Quantity	Number of Facilities	
AQUEOUS INORGANIC TREATMENT	63,638	5.3	9	28.1
AQUEOUS ORGANIC TREATMENT	156,306	13.0	1	3.1
DEEPWELL OR UNDERGROUND INJECTION	435,029	36.3	1	3.1
ENERGY RECOVERY	2	0.0	1	3.1
FUEL BLENDING	8,199	0.7	3	9.4
INCINERATION	30,415	2.5	2	6.3
LANDFILL/SURFACE IMPOUNDMENT	207,456	17.3	2	6.3
METALS RECOVERY	181,397	15.1	6	18.8
OTHER DISPOSAL	64,843	5.4	2	6.3
OTHER RECOVERY	12	0.0	2	
OTHER TREATMENT	1,819	0.2	7	
SLUDGE TREATMENT	488	0.0	3	
SOLVENTS RECOVERY	27,341	2.3	6	
STABILIZATION	22,868	1.9	2	

EPA ID

ILD005210216	US PLATING CORP
ILD000714881	KEYSTONE STEEL & WIRE CO
ILD098642424	ONYX ENVIRONMENTAL SVCS
ILD980613913	SAFETY KLEEN SYSTEMS INC
ILD054236443	3M CO
ILD980996862	NUCOR STEEL KANKAKEE
ILR000115675	STERLING STEEL CO LLC
ILD000608471	CLEAN HARBORS SVCS INC
ILD074411745	LARAWAY RECYCLING & DISP FAC
ILD055409940	ABBOTT LABORATORIES
ILD981093180	JLM CHEMICALS INC
ILR000077115	CONOCOPHILLIPS CO WWR
ILD064385701	ECOLAB INC
ILD074406075	WR GRACE & CO
ILD054351770	STEPAN CO
ILR000049593	GAS RECOVERY SVCS OF ILLINOIS
ILD005229448	ROHM & HAAS
ILD006280606	ALTON STEEL INC
ILD057863847	ALLIED TUBE & CONDUIT CORP
ILD000805911	SAFETY-KLEEN SYSTEMS INC
IL0000875583	
ILD005476882	ABLE EM RETHEL PEOLALEUMC
ILD048296180	
ILR000129775	
ILD005100789	
ILD005178975	
ILD984856435	
ILD051093367	
ILD001980135	
ILD064403199	
ILR000061853	
ILD005203476	
ILD106935778	
ILD005068895	
ILD980700751	
ILR000029710	
ILD055434443	
ILD000666206	
ILD005163332	
ILD041889023	
ILD981533193	
ILD089825780	
ILD005083316	
ILD005472881	
ILD060364882	
ILD000608992	
ILD005114665	
ILD005078126	
ILD069973790	
ILD041550567	

EPA ID	Site Name	City
ILD040891368	HORSEHEAD CORP	CHICAGO
ILD000805812	PEORIA DISPOSAL CO INC	PEORIA
ILD000666206	ENVIRITE OF ILLINOIS INC	HARVEY
ILD098642424	ONYX ENVIRONMENTAL SVCS	SAUGET
ILD980613913	SAFETY KLEEN SYSTEMS INC	DOLTON
ILD000608471	CLEAN HARBORS SVCS INC	CHICAGO
ILD010284248	CID RECYCLING & DISPOSAL FAC	CALUMET CITY
ILD064418353	BEAVER OIL CO INC	HODGKINS
ILD005450697	SAFETY-KLEEN CORP	CHICAGO
ILD000805911	SAFETY-KLEEN SYSTEMS INC	ELGIN
ILD005121439	SIPI METALS CORP	CHICAGO
ILD005087630	UNITED REFINING & SMELTING CO	FRANKLIN PARK
ILD000802801	GENERAL DYNAMICS OTS TEST RANG	MARION
ILD981088388	SAFETY-KLEEN SYSTEMS INC	URBANA
ILD074424938	DETREX CORP SOLVENT & ENV SVC	MELROSE PARK
ILD099215303	AETS	ALSIP
ILD981097819	SAFETY-KLEEN CORP	CASEYVILLE
ILD062480850	PHIBRO-TECH INC	JOLIET
IL8143609487	GENERAL DYNAMICS OTS AREA 13	MARION
ILD980502744	CLEAN HARBORS PECATONICA LLC	PECATONICA

437,479

ILLINOIS

2005 WASTE RECEIPTS, CONTINUED

**21 Quantity of RCRA Hazardous Waste Managed by Management Method
Limited to Waste Received from Offsite, 2005**

Management Method	Quantity Managed (tons)	Percentage of Quantity	Number of Facilities	Percentage of Facilities
AQUEOUS INORGANIC TREATMENT	30,483	7.0	3	15.0
AQUEOUS ORGANIC TREATMENT	9,689	2.2	1	5.0
ENERGY RECOVERY	2	0.0	1	5.0
FUEL BLENDING	8,199	1.9	3	15.0
INCINERATION	30,322	6.9	1	5.0
LANDFILL/SURFACE IMPOUNDMENT	105,768	24.2	2	10.0
METALS RECOVERY	181,397	41.5	6	30.0
OTHER RECOVERY	9	0.0	1	5.0
OTHER TREATMENT	931	0.2	3	15.0
SOLVENTS RECOVERY	26,997	6.2	2	10.0
STABILIZATION	22,278	5.1	1	5.0
STORAGE AND/OR TRANSFER	21,403	4.9	10	50.0
	437,479	100.0	20	

**22 Management Method by Quantity of RCRA Hazardous Waste Managed
Limited to Waste Received from Offsite, 2005**

Management Method	Quantity Managed (tons)	Percentage of Quantity	Number of Facilities	Percentage of Facilities
METALS RECOVERY	181,397	41.5	6	30.0
LANDFILL/SURFACE IMPOUNDMENT	105,768	24.2	2	10.0
AQUEOUS INORGANIC TREATMENT	30,483	7.0	3	15.0
INCINERATION	30,322	6.9	1	5.0
SOLVENTS RECOVERY	26,997	6.2	2	10.0
STABILIZATION	22,278	5.1	1	5.0
STORAGE AND/OR TRANSFER	21,403	4.9	10	50.0
AQUEOUS ORGANIC TREATMENT	9,689	2.2	1	5.0
FUEL BLENDING	8,199	1.9	3	15.0
OTHER TREATMENT	931	0.2	3	15.0
OTHER RECOVERY	9	0.0	1	5.0
ENERGY RECOVERY	2	0.0	1	5.0
	437,479	100.0	20	

**23 Management Method and Quantity of RCRA Hazardous Waste Managed by Number of Facilities
Limited to Waste Received from Offsite, 2005**

Management Method	Quantity Managed (tons)	Percentage of Quantity	Number of Facilities	Percentage of Facilities
STORAGE AND/OR TRANSFER	21,403	4.9	10	50.0
METALS RECOVERY	181,397	41.5	6	30.0
AQUEOUS INORGANIC TREATMENT	30,483	7.0	3	15.0
FUEL BLENDING	8,199	1.9	3	15.0
OTHER TREATMENT	931	0.2	3	15.0
LANDFILL/SURFACE IMPOUNDMENT	105,768	24.2	2	10.0
SOLVENTS RECOVERY	26,997	6.2	2	10.0
AQUEOUS ORGANIC TREATMENT	9,689	2.2	1	5.0
INCINERATION	30,322	6.9	1	5.0
OTHER RECOVERY	9	0.0	1	5.0
STABILIZATION	22,278	5.1	1	5.0
ENERGY RECOVERY	2	0.0	1	5.0
	437,479	100.0	20	

Note: Columns may not sum to total due to rounding.
Number of Facilities column may not sum to total because facilities may have multiple handling methods.

ILLINOIS

2005 INTERSTATE SHIPMENTS AND RECEIPTS

24 Quantity of RCRA Hazardous Waste Interstate Shipments: 138,865 Tons

25 Quantity of RCRA Hazardous Waste Interstate Receipts: 325,874 Tons

26 Illinois Interstate Shipment / Receipts (As reported by Illinois):

The State to which Illinois shipped the largest quantity of waste was Indiana (38,836 tons).

The State that shipped the largest quantity of waste to Illinois was Arkansas (71,188 tons).

EPA ID

IND003913423 ISG BURNS HARBOR LLC
IND006050967 ELI LILLY & CO-TIPPECANOE LABS
IND093219012 HERITAGE ENVIRONMENTAL SERVICES LLC
INR000001099 IN121USNT0 8 - GARY WORKSMENTAL SERLLY & COT0022272
IND000810861
IND181157009
IND000806935
IND006376362
IND000807107
INR000019364
IND984867598
INR000012120
IND006366819
IND000717959
IND005159199
IND984904466
IND005444062
IND980503890
IND000199653
IND000780403
IND000646943
IN5170023498
IND078911146
IND074375585
IND005462601
INR000006213
IND098138936
IND042080614
IND064400054
IND007001050
IND115304594
IND984972893
IND980897524
IND000715573
IND000806836
IND082071234
IND000715375
IND990873499
INR000109017
IND984874776
IND005081542
IND000816108
IND006040117
IN1210022272
IN0000055210
IND006034300
IND000708446
IND984894287
IND088738620
INR000011957

INDIANA

2005 WASTE GENERATION, CONTINUED

4 Quantities of Waste Generated in 2005 That Were Reported with Only Characteristic Waste Codes,

Waste Has Only Characteristic Codes	Tons of Waste Generated	Waste Has Only Listed Codes	Tons of Waste Generated	Waste Has Both Characteristic And Listed Codes	Tons of Waste Generated
ONLY IGNITABLE	13,981	ONLY AN F CODE	27,214		
ONLY CORROSIVE	10,769	ONLY A K CODE	100,469		
ONLY REACTIVE	2,169	ONLY A P CODE	57		
ONLY D004-17	23,689	ONLY A U CODE	428		
ONLY D018-43	2,110				
HAS MORE THAN ONE		HAS MORE THAN ONE			
	385,105		142,359		
TOTAL	437,824	TOTAL	270,527	Both Characteristic and Listed	308,452

5 Quantities of Waste Generated in 2005 That Were Multiply Coded

Waste Has Only Characteristic Codes But More Than One Applies	Tons of Waste Generated	Only Listed Codes But Has More Than One	Tons of Waste Generated	Both Characteristic And Listed Codes	Tons of Waste Generated
HAS IGNITABLE CODE	10,886			IGN. W/ AT LEAST 1 LSTD	99,878
HAS CORROSIVE CODE	8,271			CORR. W/ AT LEAST 1 LSTD	12,391
HAS REACTIVE CODE	350			REACT. W/ AT LEAST 1 LSTD	423
HAS D004-D017 CODE	377,555			D004-17 W/ AT LEAST 1 LSTD	75,273
HAS D018-D043 CODE	373,791			D018-43 W/ AT LEAST 1 LSTD	202,279
		HAS AN F CODE	142,358	F WASTE W/ AT LEAST 1 CHAR	213,172
		HAS A K CODE	141,509	K WASTE W/ AT LEAST 1 CHAR	100,234
		HAS A P CODE	82,522	P WASTE W/ AT LEAST 1 CHAR	1,433
		HAS A U CODE	83,371	U WASTE W/ AT LEAST 1 CHAR	21,037
TOTAL	385,105	TOTAL	142,359	TOTAL	308,452

Note: Columns may not sum to total because a waste code may apply to more than one waste. Mixtures with ignitable, corrosive, reactive, D004-17, and D018-43 characteristic codes may also contain other characteristic waste codes. Similarly, wastes with F, K, P, and U listed codes may have other listed waste codes.

D001, D002, F003, F005, D007, D008, D035, F002, D018, D009

*Based on the Federal hazardous waste codes most frequently reported, not the quantity generated.

7 Top Ten Quantities of Waste Generated in 2005, by NAICS Code

Rank	NAICS	Description	Tons Generated
1	3311	Iron and Steel Mills and Ferroalloy Manufacturing	541,782
2	3254	Pharmaceutical and Medicine Manufacturing	195,280
3	5622	Waste Treatment and Disposal	91,194
4	3241	Petroleum and Coal Products Manufacturing	63,307
5	3251	Basic Chemical Manufacturing	38,147
6	3328	Coating, Engraving, Heat Treating, and Allied Activities	14,992
7	3314	Nonferrous Metal (except Aluminum) Production and Processing	11,742
8	3313	Alumina and Aluminum Production and Processing	7,806
9	3259	Other Chemical Product and Preparation Manufacturing	6,950
10	5621	Waste Collection	5,670

IND003913423 ISG BURNS HARBOR LLC
IND980503890 HD1NR000001099
IND006050967
IND093219012
IND006419212
IND005081542
IND000810861
IND000646943
IND072040348
IND006376362
IND000807107
IND000780403
IND181157009
IN5170023498
IND000199653
IND990873499
IND006040117
INR000011858
IND006417463
IND982602617
IND006037857
IND984873265
IND092039759
IND042829945
INR000012575
INR000012443
IND982420200
IND087032207
IND064715113
IND069761195
IND980683627
IND006379283
INR000017301
IND980825616
IND056041213
IND981093859
IND041855776
INR000002402
IND072051394
INR000104919
INR000004275
INR000016048
INR000013557
IND005478219
INR000001099

1,313,125

INDIANA

2005 WASTE SHIPMENTS

15 Number of RCRA Hazardous Waste Shippers: 537

16 Quantity of RCRA Hazardous Waste Shipped: 426,551

17 Fifty Largest RCRA Hazardous Waste Shippers in the State, 2005

Rank	EPA ID	Site Name	City	Quantity Shipped (Tons)
1	IND093219012	HERITAGE ENVIRONMENTAL SERVICES LLC	INDIANAPOLIS	94,677
2	INR000001099	STEEL DYNAMICS INC	BUTLER	62,562
3	IND000646943	POLLUTION CONTROL INDUSTRIES INC	EAST CHICAGO	45,709
4	IND181157009	NUCOR STEEL	CRAWFORDSVILLE	36,623
5	IND000806935	ELI LILLY & CO-LTC	INDIANAPOLIS	24,509
6	IND006419212	LONE STAR - GREENCASTLE WDF	GREENCASTLE	15,120
7	INR000019364	STEEL DYNAMICS - STRUCTURAL	COLUMBIA CITY	13,778
8	IND006050967	ELI LILLY & CO-TIPPECANOE LABS	LAFAYETTE	8,417
9	IND984867598	US STEEL E CHICAGO TIN OPER	EAST CHICAGO	7,706
10	INR000012120	STEEL DYNAMICS INC BAR PROD DIV	PITTSBORO	7,198
11	IND006366819	ALCOA INC WARRICK OPERATIONS	NEWBURGH	7,078
12	IND005159199	MITTAL STEEL USA INC-IN HARBOR E	EAST CHICAGO	6,801
13	IND984904466	BETA STEEL CORP	PORTAGE	6,393
14	IND005444062	US STEEL - GARY WORKS	GARY	5,467
15	IND000717959	EXIDE TECHNOLOGIES	MUNCIE	5,454
16	IND980503890	HERITAGE ENVIRONMENTAL SERVICES LLC	ROACHDALE	4,697
17	IND000199653	QUEMETCO INC	INDIANAPOLIS	4,427
18	IND000780403	RECLAIMED ENERGY CO INC	CONNERSVILLE	4,272
19	IND000810861	BP PRODUCTS NORTH AMERICA INC LAKEFRONT	WHITING	4,082
20	IND078911146	ADAMS CENTER LANDFILL	FORT WAYNE	1,688
21	IND074375585	BP PRODUCTS NORTH AMERICA INC	WHITING	1,572
22	IND005462601	ISG INDIANA HARBOR INC	EAST CHICAGO	1,562
23	INR000006213	TOYOTA MOTOR MFG IND	PRINCETON	1,393
24	IND098138936	DELTA FAUCET COMPANY	GREENSBURG	1,373
25	IND042080614	ACCRA PAC INC	ELKHART	1,295
26	IND064400054	AVERY DENNISON PFD	SCHERERVILLE	1,284
27	IND007001050	GUARDIAN AUTOMOTIVE	EVANSVILLE	1,277
28	IND115304594	GENERAL MOTORS FT WAYNE ASSEMBLY	ROANOKE	1,254
29	IND984972893	MASTERGUARD CORP	VEEDERSBURG	1,209
30	IND980897524	AM GENERAL LLC	MISHAWAKA	1,082
31	IND000715573	COPELAND CORPORATION	RUSHVILLE	1,080
32	IND000806836	ROLLS-ROYCE CORP	INDIANAPOLIS	1,057
33	IND082071234	DOVER CHEMICAL-HAMMOND WORKS	HAMMOND	1,036
34	IND000715375	NIPSCO MICHIGAN CITY GEN STATION	MICHIGAN CITY	969
35	IND006376362	GE PLASTICS MT VERNON INC	MOUNT VERNON	949
36	INR000109017	US STEEL - MIDWEST PLT	PORTAGE	884
37	IND984874776	SAFETY KLEEN SYSTEMS INC	GREENWOOD	853
38	IND000816108	DANA CORP FLUID ROUTING GROUP	COLUMBIA CITY	768
39	IN0000055210	WALMART RETURN CTR	INDIANAPOLIS	700
40	IND006034300	BEMIS CO INC	TERRE HAUTE	626
41	IN5170023498	US NAVAL SUPPORT ACTIVITY CRANE DIV	CRANE	602
42	IN1210022272	NEWPORT CHEMICAL DEPOT	NEWPORT	594
43	IND000708446	WHEELER RECYCLING & DISPOSAL FACILITY	WHEELER	570
44	IND984894287	I/N KOTE	NEW CARLISLE	556
45	IND088738620	INTERPLASTIC CORP MOLDING PRODUCTS DIV	SOUTH BEND	501
46	IND990873499	RED SPOT PAINT & VARNISH CO	EVANSVILLE	490
47	INR000011957	INDIANA AUTOMOTIVE FASTENERS	GREENFIELD	483
48	IND057396608	BON L MFG CO	KENTLAND	479
49	INT190010371	ELI LILLY & CO-MC RESEARCH	INDIANAPOLIS	475
50	IN0000050971	SG SOLUTIONS, LLC	WEST TERRE HAUTE	470
Total				394,100

Note: Column may not sum to total due to rounding.
State may have fewer than fifty shippers.

INDIANA

2005 WASTE RECEIPTS

18 Number of RCRA Hazardous Waste Receivers: 12

19 Quantity of RCRA Hazardous Waste Received: 642,508 Tons

20 Fifty Largest RCRA Hazardous Waste Receivers in the State, 2005

Rank	EPA ID	Site Name	City	Quantity Received (Tons)
1	IND980503890	HERITAGE ENVIRONMENTAL SERVICES LLC	ROACHDALE	286,273
2	IND093219012	HERITAGE ENVIRONMENTAL SERVICES LLC	INDIANAPOLIS	111,021
3	IND006419212	LONE STAR - GREENCASTLE WDF	GREENCASTLE	89,999
4	IND005081542	ESSROC CEMENT CORP	LOGANSPOUR	69,263
5	IND000646943	POLLUTION CONTROL INDUSTRIES INC	EAST CHICAGO	43,085
6	IND072040348	ELI LILLY & CO-CLINTON LABS	CLINTON	25,027
7	IND000780403	RECLAIMED ENERGY CO INC	CONNERSVILLE	9,190
8	IND006050967	ELI LILLY & CO-TIPPECANOE LABS	LAFAYETTE	7,844
9	IND040295347	UNIVAR USA INC	INDIANAPOLIS	401
10	IND000199653	QUEMETCO INC	INDIANAPOLIS	254
11	IND085616837	DETREX CORP	INDIANAPOLIS	135
12	IND016621476	ASHLAND DISTRIBUTION CO	SOUTH BEND	15
Total				642,508

Note: Column may not sum to total due to rounding.
 State may have fewer than fifty facilities that received waste.

INDIANA

2005 WASTE RECEIPTS, CONTINUED

Management Method	Quantity Managed (tons)	Percentage of Quantity	Number of Facilities	Percentage of Facilities
AQUEOUS INORGANIC TREATMENT	53,215	8.3	1	8.3
AQUEOUS ORGANIC TREATMENT	40	0.0	1	8.3
ENERGY RECOVERY	159,262	24.8	2	16.7
FUEL BLENDING	35,353	5.5	3	25.0
INCINERATION	32,869	5.1	2	16.7
LANDFILL/SURFACE IMPOUNDMENT	286,273	44.6	1	8.3
METALS RECOVERY	323	0.1	2	16.7
OTHER RECOVERY	5	0.0	1	8.3
OTHER TREATMENT	4,746	0.7	2	16.7
SOLVENTS RECOVERY	16,226	2.5	2	16.7
STABILIZATION	45,872	7.1	1	8.3
STORAGE AND/OR TRANSFER	8,324	1.3	7	58.3

LANDFILL/SURFACE IMPOUNDMENT
 ENERGY RECOVERY
 AQUEOUS INORGANIC TREATMENT
 STABILIZATION
 FUEL BLENDING
 INCINERATION
 SOLVENTS RECOVERY
 STORAGE AND/OR TRANSFER
 OTHER TREATMENT
 METALS RECOVERY
 AQUEOUS ORGANIC TREATMENT
 OTHER D/OR TRANSFEMENT

INDIANA

2005 INTERSTATE SHIPMENTS AND RECEIPTS

24 Quantity of RCRA Hazardous Waste Interstate Shipments: 208,480 Tons

25 Quantity of RCRA Hazardous Waste Interstate Receipts: 420,538 Tons

26 Indiana Interstate Shipment / Receipts (As reported by Indiana):

The State to which Indiana shipped the largest quantity of waste was Ohio (99,866 tons).

The State that shipped the largest quantity of waste to Indiana was Ohio (232,390 tons).

IAR000000216
IAD000223354
IAD984591891
IAD005272398
IAD045372836
IAD005273594
IAD005145941
IAD007276728
IAD040610529
IAD075846824

Waste Has Only Characteristic Codes	Tons of Waste Generated	Waste Has Only Listed Codes	Tons of Waste Generated	Waste Has Both Characteristic And Listed Codes	Tons of Waste Generated
ONLY IGNITABLE	2,779	ONLY AN F CODE	2,027		
ONLY CORROSIVE	166	ONLY A K CODE	31,338		
ONLY REACTIVE	15	ONLY A P CODE	55		
ONLY D004-17	4,133	ONLY A U CODE	66		
ONLY D018-43	1,262				
HAS MORE THAN ONE		HAS MORE THAN ONE			
	1,732		1,128		
TOTAL	10,087	TOTAL	34,615	Both Characteristic and Listed	7,998

Waste Has Only Characteristic Codes

Waste Has Only Characteristic Codes	Tons of Waste Generated	Waste Has Only Listed Codes	Tons of Waste Generated	Waste Has Both Characteristic and Listed Codes	Tons of Waste Generated
ONLY A K CODE	592	ONLY AN F CODE	1,128	IGN. W/ AT LEAST 1 LSTD	6,928
HAS CORROSIVE CODE	992	HAS A K CODE	1,128	CORR. W/ AT LEAST 1 LSTD	608
HAS REACTIVE CODE	167	HAS A P CODE	0	REACT. W/ AT LEAST 1 LSTD	6
HAS D004-D017 CODE	598	HAS A U CODE	0	D004-17 W/ AT LEAST 1 LSTD	1,566
HAS D018-D043 CODE	1,148			D018-43 W/ AT LEAST 1 LSTD	3,586
				F WASTE W/ AT LEAST 1 CHAR	7,344
				K WASTE W/ AT LEAST 1 CHAR	534
				P WASTE W/ AT LEAST 1 CHAR	8
				U WASTE W/ AT LEAST 1 CHAR	130
TOTAL	1,732	TOTAL	1,128	TOTAL	7,998

IOWA

2005 WASTE MANAGEMENT

8 Number of RCRA Facilities Contributing to the Hazardous Waste Managed: 21

9 Quantity of RCRA Hazardous Waste Managed: 786 Tons

10 Fifty Largest RCRA Hazardous Waste Management Facilities in the State, 2005

Rank	EPA ID	Site Name	City	Tons of Waste Managed
1	IAD078096732	SIEGWERK INK PACKAGING	DES MOINES	138
2	IAR000008227	PELLA CORP - SIOUX CENTER OPERATIONS	SIOUX CENTER	114
3	IAD005278502	PELLA CORP	PELLA	114
4	IAT200010098	IPM GROUP INC	DES MOINES	89
5	IAD069619765	EXIDE TECHNOLOGIES	MANCHESTER	79
6	IAD087132023	BERTCH CABINET MFG INC	WATERLOO	56
7	IAD981506934	OMEGA CABINETRY	WATERLOO	49
8	IAD073489726	JOHN DEERE DAVENPORT WORKS	DAVENPORT	32
9	IAD005274071	VERMEER MFG CO	PELLA	23
10	IAR000005876	ADVANCED ENVIRONMENTAL TECHNOLOGY	MIDDLETOWN	21
11	IAD005269527	JOHN DEERE DUBUQUE WORKS	DUBUQUE	19
12	IAR000006577	EAGLE WINDOW & DOOR INC	DUBUQUE	15
13	IAR000007799	BERTCH CABINET MFG - LEGACY DIV	JESUP	12
14	IAD005264338	NICHOLS ALUMINUM - DAVENPORT	DAVENPORT	10
15	IAR000005785	BERTCH CABINET MFG - MARKETPLACE DIV	OELWEIN	6
16	IAD005267745	SHEAFFER MANUFACTURING CORP LLC	FORT MADISON	4
17	IAR000008482	EAGLE WINDOW & DOOR INC	DUBUQUE	3
18	IA7213820445	IOWA ARMY AMMUNITION PLANT	MIDDLETOWN	2
19	IAD005272703	GENERAL ELECTRIC CO	WEST BURLINGTON	1
20	IAD054235460	RILEY PAINT CO	BURLINGTON	1
21	IAD005289806	JOHN DEERE WATERLOO WORKS-WESTFIELD AVE	WATERLOO	0
Total				786

Note: Column may not sum to total due to rounding.
 State may have fewer than fifty RCRA facilities contributing to the hazardous waste managed.
 Facilities reporting storage only and their quantity managed are excluded.

IOWA

2005 WASTE MANAGEMENT, CONTINUED

11 Quantity of RCRA Hazardous Waste Managed by Management Method, 2005

Management Method	Quantity Managed (tons)	Percentage of Quantity	Number of Facilities	Percentage of Facilities
INCINERATION	21	2.6	1	4.8
METALS RECOVERY	2	0.2	1	4.8
OTHER RECOVERY	18	2.3	1	4.8
SLUDGE TREATMENT	4	0.5	1	4.8
SOLVENTS RECOVERY	663	84.3	17	81.0
STABILIZATION	79	10.1	1	4.8
	786	100.0	21	

12 Management Method by Quantity of RCRA Hazardous Waste Managed, 2005

Management Method	Quantity Managed (tons)	Percentage of Quantity	Number of Facilities	Percentage of Facilities
SOLVENTS RECOVERY	663	84.3	17	81.0
STABILIZATION	79	10.1	1	4.8
INCINERATION	21	2.6	1	4.8
OTHER RECOVERY	18	2.3	1	4.8
SLUDGE TREATMENT	4	0.5	1	4.8
METALS RECOVERY	2	0.2	1	4.8
	786	100.0	21	

13 Management Method and Quantity of RCRA Hazardous Waste Managed by Number of Facilities, 2005

Management Method	Quantity Managed (tons)	Percentage of Quantity	Number of Facilities	Percentage of Facilities
SOLVENTS RECOVERY	663	84.3	17	81.0
INCINERATION	21	2.6	1	4.8
METALS RECOVERY	2	0.2	1	4.8
STABILIZATION	79	10.1	1	4.8
OTHER RECOVERY	18	2.3	1	4.8
SLUDGE TREATMENT	4	0.5	1	4.8
	786	100.0	21	

Note: Columns may not sum to total due to rounding.
 Number of Facilities column may not sum to total because facilities may have multiple handling methods.
 Facilities reporting storage only and their quantity managed are excluded.

14 Top Ten Wastes Managed*: D001, F003, F005, D003, D035, D005, D007, D008, F001, F006

*Based on the Federal hazardous waste codes most frequently reported, not the quantity managed.

Rank	EPA ID	Site Name	City	Quantity Received (Tons)
1	IAD098027592	SAFETY-KLEEN SYSTEMS INC	DAVENPORT	262
2	IAD981718000	SAFETY-KLEEN SYSTEMS INC	DES MOINES	174
3	IAT200010924	UNIVERSITY OF IOWA TSDF HPO	OAKDALE	57
4	IAT200010601	ISU CHEMICAL WASTE HANDLING FACILITY	AMES	32
5	IAR000005876	ADVANCED ENVIRONMENTAL TECHNOLOGY	MIDDLETOWN	21
Total				546

IOWA

2005 WASTE RECEIPTS, CONTINUED

**21 Quantity of RCRA Hazardous Waste Managed by Management Method
Limited to Waste Received from Offsite, 2005**

Management Method	Quantity Managed (tons)	Percentage of Quantity	Number of Facilities	Percentage of Facilities
INCINERATION	21	3.8	1	20.0
STORAGE AND/OR TRANSFER	525	96.2	4	80.0
	546	100.0	5	

**22 Management Method by Quantity of RCRA Hazardous Waste Managed
Limited to Waste Received from Offsite, 2005**

Management Method	Quantity Managed (tons)	Percentage of Quantity	Number of Facilities	Percentage of Facilities
STORAGE AND/OR TRANSFER	525	96.2	4	80.0
INCINERATION	21	3.8	1	20.0
	546	100.0	5	

**23 Management Method and Quantity of RCRA Hazardous Waste Managed by Number of Facilities
Limited to Waste Received from Offsite, 2005**

Management Method	Quantity Managed (tons)	Percentage of Quantity	Number of Facilities	Percentage of Facilities
STORAGE AND/OR TRANSFER	525	96.2	4	80.0
INCINERATION	21	3.8	1	20.0
	546	100.0	5	

Note: Columns may not sum to total due to rounding.
Number of Facilities column may not sum to total because facilities may have multiple handling methods.

IOWA

2005 INTERSTATE SHIPMENTS AND RECEIPTS

24 Quantity of RCRA Hazardous Waste Interstate Shipments: 52,348 Tons

25 Quantity of RCRA Hazardous Waste Interstate Receipts: 114 Tons

26 Iowa Interstate Shipment / Receipts (As reported by Iowa):

The State to which Iowa shipped the largest quantity of waste was Illinois (37,206 tons).

The State that shipped the largest quantity of waste to Iowa was Illinois (109 tons).

EPA ID

KSD980633259 SYSTECH ENVIRONMENTAL CORP
KSD007482029 BASIC CHEMICALS CO LLC
KSD056577810 SHERWIN WILLIAMS CO THE
KSD000203711 PQ CORP KANSAS CITY
KSD007145956 NATIONAL COOPERATIVE REFINERY ASSOC
KSD981126253 GMC FAIRFAX ASSEMBLY PLT
KSD980854285 JAYHAWK FINE CHEMICALS INC
KSD007138605 COFFEYVILLE RESOURCES REFINING & MARKETI
KSR000503961 SPIRIT AEROSYSTEMS INC
KSD007237241 BOEING CO--INTEGRATED DEFENSE SYSTEMS TH
KSD003951977 GRIFFIN WHEEL CO
KSD007237746 AIR PRODUCTS MFG CORP
KSD007233422 FRONTIER EL DORADO REFINING CO
KSD000610543 EL PASO MERCHANT ENERGY WICHITA
KSD000809673 CESSNA AIRCRAFT CO MID-CONTINENT FAC
KSD000651307 CERTAINTEED CORP PLT #7
KSD042387142 PRESTIGE CABINETS INC
KSD007482011 RAYTHEON AIRCRAFT CO
KSD984967372 UNIVERSAL ENGRAVING INC
KSD073314593 EXIDE TECHNOLOGIES
KSD007145907 DELPHI CORP
KSR000001743 API FOILS INC
KSD000829846 EL PASO MERCHANT ENERGY PETROLEUM CO
KSD007235310 AGCO CORP
KSD073323081 AIR CAPITOL PLATING LLC
KSD007233596 CESSNA AIRCRAFT CO PAWNEE FAC
KSP000002189 RAYTHEON AIRCRAFT CO - TCPA
KSD981713522 MERIDIAN AUTOMOTIVE SYS INC
KSD062721956 PACKAGING PRODUCTS CORP
KSR000005033 ITW DYMON
KSD000690099 BNSF
KSD054080148
KSD981711260
KSR000001404
KSD058924689
KSD007124506
KSD980686844
KSD030606222
KSR000003392
KSD007234313
KSD981126832
KS6214020756
KSD007136039
KSD097709968
KSR000009639
KSP000002153
KSD007241185
KSR000017913
KS0000205856
KSD984970426

KANSAS

2005 WASTE GENERATION, CONTINUED

4 Quantities of Waste Generated in 2005 That Were Reported with Only Characteristic Waste Codes, Only Listed Waste Codes, or Both Characteristic and Listed Waste Codes

Waste Has Only Characteristic Codes	Tons of Waste Generated	Waste Has Only Listed Codes	Tons of Waste Generated	Waste Has Both Characteristic And Listed Codes	Tons of Waste Generated
ONLY IGNITABLE	822	ONLY AN F CODE	1,860		
ONLY CORROSIVE	2,855	ONLY A K CODE	2,575		
ONLY REACTIVE	26	ONLY A P CODE	3		
ONLY D004-17	3,561	ONLY A U CODE	135		
ONLY D018-43	514				
HAS MORE THAN ONE CHARACTERISTIC CODE	100,609	HAS MORE THAN ONE LISTED CODE	1		
TOTAL	108,387	TOTAL	4,574	Both Characteristic and Listed	116,181

5 Quantities of Waste Generated in 2005 That Were Multiply Coded

Waste Has Only Characteristic Codes But More Than One Applies	Tons of Waste Generated	Only Listed Codes But Has More Than One	Tons of Waste Generated	Both Characteristic And Listed Codes	Tons of Waste Generated
HAS IGNITABLE CODE	2,718			IGN. W/ AT LEAST 1 LSTD	113,713
HAS CORROSIVE CODE	842			CORR. W/ AT LEAST 1 LSTD	100,865
HAS REACTIVE CODE	26			REACT. W/ AT LEAST 1 LSTD	43
HAS D004-D017 CODE	98,230			D004-17 W/ AT LEAST 1 LSTD	110,191
HAS D018-D043 CODE	99,540			D018-43 W/ AT LEAST 1 LSTD	109,235
		HAS AN F CODE	0	F WASTE W/ AT LEAST 1 CHAR	116,108
		HAS A K CODE	0	K WASTE W/ AT LEAST 1 CHAR	100,980
		HAS A P CODE	1	P WASTE W/ AT LEAST 1 CHAR	20
		HAS A U CODE	1	U WASTE W/ AT LEAST 1 CHAR	101,747
TOTAL	100,609	TOTAL	1	TOTAL	116,181

Note: Columns may not sum to total because a waste code may apply to more than one waste. Mixtures with ignitable, corrosive, reactive, D004-17, and D018-43 characteristic codes may also contain other characteristic waste codes. Similarly, wastes with F, K, P, and U listed codes may have other listed waste codes.

6 Top Ten Wastes Generated*: D001, D002, D007, F003, F005, D008, D035, D006, D018, D009

*Based on the Federal hazardous waste codes most frequently reported, not the quantity generated.

7 Top Ten Quantities of Waste Generated in 2005, by NAICS Code

Rank	NAICS	Description	Tons Generated
1	5622	Waste Treatment and Disposal	105,727
2	3251	Basic Chemical Manufacturing	100,510
3	3241	Petroleum and Coal Products Manufacturing	4,506
4	3364	Aerospace Product and Parts Manufacturing	4,023
5	3255	Paint, Coating, and Adhesive Manufacturing	2,906
6	3361	Motor Vehicle Manufacturing	1,738
7	3259	Other Chemical Product and Preparation Manufacturing	1,502
8	3231	Printing and Related Support Activities	1,109
9	3315	Foundries	740
10	3328	Coating, Engraving, Heat Treating, and Allied Activities	624
Total			223,384

			Tons of Waste Managed
1	KSD007482029	BASIC CHEMICALS CO LLC	986,984
2	KSD980633259	SYSTECH ENVIRONMENTAL CORP	90,698
3	KSD031203318	ASH GROVE CEMENT CO	48,656
4	KSD056577810	SHERWIN WILLIAMS CO THE	1,074
5	KSD007237746	AIR PRODUCTS MFG CORP	734
6	KSD984967372	UNIVERSAL ENGRAVING INC	442
7	KSD042387142	PRESTIGE CABINETS INC	167
8	KSR000001743	API FOILS INC	129
9	KS0000205856	FIBERGLASS ENGINEERING INC	66
10	KSD046744629	FIBERGLASS ENGINEERING INC	45
11	KSD073309726	KBK INDUSTRIES INC	40
12	KSD980687958	WILKO PAINT INC	30
13	KSD084845023	PALMER MFG & TANK INC	21
14	KSD054084330	ASTRO TRUCK COVERS INC	13
15	KSD007241185	METAL FINISHING CO INC	11
16	KSD007162225	SPX COOLING TECHNOLOGIES INC	10
	KSR000016931	CRESTWOOD INC	7
	KSD007168834	CHARLOMA INC	5
	KSD007236193	LOWEN CORP HALSTEAD ST PLT	4
	KSD094338084	FIBER GLASS SYS LP	3
	KSR000016212	OPTIMA BUS CORP	2
	KS0213820467	KANSAS ARMY AMMUN PLT	2
	KSD000819086	UAP DISTRIBUTION INC	0
	KSR000005041	MACHINE LABORATORY LLC	0
	KSD981506025	CLEAN HARBORS COFFEYVILLE LLC	0
		WICHITA	986,984
		FREDONIA	90,698
		CHANUTE	48,656
		ANDOVER	1,074
		HAYSVILLE	734
		OVERLAND PARK	442
		NEODESHA	167
		LAWRENCE	129
		NEODESHA	66
		NEODESHA	45
		RUSH CENTER	40
		WICHITA	30
		GARDEN CITY	21
		GARNETT	13
		WICHITA	11
		OLATHE	10
		SALINA	7
		CHERRYVALE	5
		HUTCHINSON	4
		WICHITA	3
		VALLEY CENTER	2
		PARSONS	2
		GARDEN CITY	0
		LENEXA	0
		COFFEYVILLE	0
	Total		1,129,142

KSD980633259
KSD056577810
KSD000203711
KSD007145956
KSD981126253
KSD980854285
KSD007237241
KSD007138605
KSR000503961
KSD003951977
KSD007233422
KSD057889313
KSD000610543
KSD000809673
KSD000651307
KSD007482011
KSD073314593
KSD007145907
KSD000809723
KSD042387142
KSD000829846
KSD007235310
KSD007246846
KSD073323081
KSD980686844
KSR000001743
KSP000002189
KSD981713522
KSD062721956
KSR000005033
KSD000690099
KSD054080148
KSD981711260
KSR000001404
KSD058924689
KSD007124506
KSD030606222
KSR000003392
KSD007234313

	EPA ID	Site Name	City	Total Generated (Tons)
1	KYD055831838	AIR PRODUCTS AND CHEMICALS, INC.	CALVERT CITY	808,486
2	KYD985114966	OWENSBORO SPECIALTY POLYMERS, LLC/WR GRA	OWENSBORO	61,046
3	KYD045736402	WICKLIFFE PAPER COMPANY	WICKLIFFE	43,833
4	KYR000029231	NOVEON, INC.	CALVERT CITY	39,611
5	KYD985115237	GALLATIN STEEL CO	WARSAW	26,579
6	KYR000032045	NORTH AMERICAN STAINLESS	GHENT	23,292
7	KYD042943985	DOW CORNING CORP	CARROLLTON	16,488
8	KYD094203213	QUEBECOR WORLD FRANKLIN	FRANKLIN	15,609
9	KYR000028431	CELANESE LTD	CALVERT CITY	9,125
10	KYD000615898	ASHLAND INC. ROUTE 3 LANDFILL	CATLETTSBURG	7,867
11	KYD041376138	CATLETTSBURG REFINING, LLC	CATLETTSBURG	7,728
	KYD049062375	CENTURY ALUMINUM OF KENTUCKY	HAWESVILLE	7,450
	KYD006396246	ARCH CHEMICALS, INC.	BRANDENBURG	7,159
	KYD985072008	WESTLAKE VINYLs, INC.	CALVERT CITY	7,016
	KYD006370159	ARKEMA INC.	CALVERT CITY	6,146
	KYD985072982	WESTLAKE PVC CORPORATION AI# 2967	CALVERT CITY	5,004
	KYD058692526	ALCAN PRIMARY PRODUCTS CORPORATION	ROBARDS	3,524
	KYD082390394	SHERWIN-WILLIAMS AUTOMOTIVE FINISHES	RICHMOND	3,069
	KYD161955380	TOYOTA MOTOR MANUFACTURING, KY, INC.	GEORGETOWN	2,614
	KYR000004994	DUPONT PERFORMANCE ELASTOMERS LLC	LOUISVILLE	2,385
	KYD985072156	ROLL COATER, INC.	HAWESVILLE	2,021
	KYD053351227	FORD MOTOR COMPANY - KY TRUCK PLANT	LOUISVILLE	1,678
	KYR000029827	ARCO ENVIRONMENTAL REMEDIATION LLC	HENDERSON	1,610
	KYD981803554	TOKICO (USA) INC	BEREA	1,553
	KYD985079797	BEKAERT CORPORATION	SHELBYVILLE	1,448
	KYD000207282	KENTUCKY ELECTRIC STEEL LLC	ASHLAND	1,410
	KYD006370175	ISP CHEMICALS INC	CALVERT CITY	1,372
	KYR000028225	AMFINE CHEMICAL CORPORATION	HOPKINSVILLE	1,320
	KYD041165960	THOMAS INDUSTRIES INC	BEAVER DAM	1,315
	KYD003924198	E I DUPONT DE NEMOURS AND COMPANY	LOUISVILLE	1,307
	KYD006373922	ARKEMA INC.	CARROLLTON	1,273
	KYD049064017	KEN DEC INC	HORSE CAVE	1,203
	KYD005013032	AK STEEL CORP	ASHLAND	1,168
	KYR000042226	KYDOH FE02-0021-0042 B00043	CARROLLTON	1,116
	KYD053350229	VANDERBILT CHEMICAL CORPORATION	MURRAY	1,100
	KYD981753197	AMBRAKE MFG	ELIZABETHTOWN	876
	KYR000022525	A-CARB LLC	WALTON	863
	KYD000622993	GENERAL MOTORS CORP NAO GROUP	BOWLING GREEN	818
	KYR000008516	KYDOH MP056-0064-003.88 B299	LOUISVILLE	810
	KYD006388797	CORNING INC	HARRODSBURG	781
	KYD005009923	CALGON CARBON CORPORATION	CATLETTSBURG	756
	KYR000011718	GUARDIAN AUTOMOTIVE TRIM INC	MOREHEAD	705
	KYD981471279	TOPY CORPORATION	FRANKFORT	670
	KYD058691031	COMMONWEALTH ALUMINUM LEWISPORT LLC	LEWISPORT	618
	KYD070814033	NUPLEX RESINS LLC	LOUISVILLE	610
	KYD006382253	PPG INDUSTRIES INC	LOUISVILLE	592
	KYD053074068	EAGLE MANUFACTURING CO	FLORENCE	552
	KYD006384531	HARSHAW CHEMICAL CO	LOUISVILLE	545
	KYD981472616	CENTRAL KENTUCKY PROCESSING INC	LEXINGTON	539
	KYR000022871	MARTEK BIOSCIENCES CORPORATION	WINCHESTER	519
	Total			1,135,180

KYD055831838 AIR PRODUCTS AND CHEMICALS, INC.
KYD985114966 OWENSBORO SPECIALTY POLYMERS, LLC/WR GR/
KYD045736402 WICKLIFFE PAPER COMPANY
KYD053348108 SAFETY-KLEEN SYSTEMS, INC.
KYR000029231 NOVEON, INC.
KYD985072008 WESTLAKE VINYLs, INC.
KYD042943985 DOW CORNING CORP
KYD094203213 QUEBECOR WORLD FRANKLIN
KYD005009923 CALGON CARBON CORPORATION
KYR000028431 CELANESE LTD
KYD000615898 ASHLAND INC. ROUTE 3 LANDFILL
KYD006396246 ARCH78805
KYD006370159
KYD985073196
KYD985072982
KYD041376138
KYD985072156
KYD041165960
KYD981803554
KYD006373922
KYD006379945
KY8213820105
KYD006390017
KYD981753155
KYD047812854
KYD000623009
KYD041167396
KYD004255402
KY0000966358
KYD066051913
KYD006377030
KYD005005160
KY0000920074
KYR000033860
KYD985082270
KYD985115658
KYD980847198
KY0000940056
KYR000033225
KYD006516348
KYR000004424
KYD000830851
KYR000021246
KYD049062375
KYD006375141
KYD981028046
KYD001938950
KYD048878805
KYD056819287
KYD026014522

KYD053348108
KYD985115237
KYR000032045
KYR000029231
KYD049062375
KYD985072008
KYD985073196
KYD041376138
KYD058692526
KYD082390394
KYD161955380
KYR000004994
KYD053351227
KYR000029827
KYD985079797
KYD000207282
KYD006370175
KYR000028225
KYD003924198
KYD049064017
KYR000042226
KYD053350229
KYR000022525
KYD981753197
KY8890008982
KYR000008516
KYD000622993
KYD006388797
KYD005009923

KYR000029231KYR000008519K5YD000207282

KENTUCKY

2005 WASTE RECEIPTS

- 18 Number of RCRA Hazardous Waste Receivers:** 9
- 19 Quantity of RCRA Hazardous Waste Received:** 86,914 Tons
- 20 Fifty Largest RCRA Hazardous Waste Receivers in the State, 2005**

Rank	EPA ID	Site Name	City	Quantity Received (Tons)
1	KYD053348108	SAFETY-KLEEN SYSTEMS, INC.	SMITHFIELD	47,589
2	KYD985072008	WESTLAKE VINYLs, INC.	CALVERT CITY	18,173
3	KYD005009923	CALGON CARBON CORPORATION	CATLETTSBURG	11,542
4	KYD985073196	AMERICAN ENVIRONMENTAL SERVICES, INC.	CALVERT CITY	9,020
5	KYD000821942	MIDWEST ENVIRONMENTAL SERVICES, INC	LOUISVILLE	371
6	KYD006390017	ROHM AND HAAS - LOUISVILLE PLANT	LOUISVILLE	184
7	KYD006373922	ARKEMA INC.	CARROLLTON	19
8	KY0001012012	UNIVERSITY OF LOUISVILLE EPSC	LOUISVILLE	14
9	KYD000830851	UNIVERSITY OF KENTUCKY	LEXINGTON	2
Total				86,914

Note: Column may not sum to total due to rounding.
 State may have fewer than fifty facilities that received waste.

KENTUCKY

2005 WASTE RECEIPTS, CONTINUED

Management Method

AQUEOUS INORGANIC TREATMENT
AQUEOUS ORGANIC TREATMENT
ENERGY RECOVERY
FUEL BLENDING
INCINERATION
OTHER RECOVERY
OTHER TREATMENT
SLUDGE TREATMENT
SOLVENTS RECOVERY
STABILIZATION
STORAGE AND/OR TRANSFER

KENTUCKY

2005 INTERSTATE SHIPMENTS AND RECEIPTS

24 Quantity of RCRA Hazardous Waste Interstate Shipments: 183,336 Tons

25 Quantity of RCRA Hazardous Waste Interstate Receipts: 61,415 Tons

26 Kentucky Interstate Shipment / Receipts (As reported by Kentucky):

Th0 d.t isdD/oich KentuckysShipsedtTh0largest qQuantity ofwWastewWa Missouriis ,431isdns):.Th0 d.t ishatysShipsedtTh0largest qQuantity

EPA ID	Site Name	City	
LAD008213191	RUBICON LLC	GEISMAR	2,101,797
LAD008175390	CYTEC INDUSTRIES INC.	WAGGAMAN	1,837,655
LAR000018333	LYONDELL CHEMICAL COMPANY	WESTLAKE	366,360
LAR000041087	LCCC	WESTLAKE	179,750
LAD000777201	CHEMICAL WASTE MANAGEMENT	SULPHUR	148,190
LAR000057828	CYRO INDUSTRIES METHYL METHACRYLATE UNIT	WAGGAMAN	141,885
LAD020597597	ANGUS CHEMICAL COMPANY	STERLINGTON	130,956
LAD040776809	BASF CORPORATION	GEISMAR	100,965
LAD008187080	THE DOW CHEMICAL COMPANY 2005	PLAQUEMINE	93,642
LAD980622104	HEXION SPECIALTY CHEMICALS INC.	NORCO	
LAD050901669	NALCO COMPNAV	GARYVILLE	
LAD008086506	PPG INDUSTRIES, INC	WESTLAKE	
LAD057117434	GEORGIA GULF CHEMICAL & VINYL, LLC	PLAQUEMINE	
LAD058530510	EXIDE TECHNOLOGIES, INC.	SHREVEPORT	
LAD094919339	BAYOU STEEL CORPORATION	LAPLACE	
LAD008058471	MURPHY OIL USA, INC. MERAUX REFINERY	MERAUX	
LAD092681824	BASIC CHEMICALS COMPANY, LLC - GEISMAR	GEISMAR	
LAD010390599	MEADWESTVACO SOUTH CAROLINA, LLC	DERIDDER	
LAD001890367	PONTCHARTAIN SITE	LAPLACE	
LAD000618256	CECOS INTERNATIONAL INC CALCASIEU FACILI	WESTLAKE	
LAD041581422	UNION CARBIDE CORP. TAFT SITE	TAFT	
LAD053783445	SYNGENTA CROP PROTECTION, INC.	ST. GABRIEL	
LAD000812818	EMCC, A DIV. OF EXXONMOBIL CORPORATION	BATON ROUGE	
LAD000132167	T. T. BARGE SERVICE MILE 237, LLC	PORT ALLEN	
LAD003913316	OCCIDENTAL CHEMICAL CORP. - TAFT PLANT	HAHNVILLE	
LAD065485146	MOTIVA ENTERPRISES LLC CONVENT REFINERY	UNION	
LAD980870794	T. T. BARGE SERVICE MILE 183, INC.	DONALDSONVILLE	
LAD008194060	CHEMTURA USA CORPORATION	GEISMAR	
LAD003913183	SHELL CHEMICAL LP	GEISMAR	
LAD008073439	FIRESTONE POLYMERS LLC	SULPHUR	
LAD056024391	CONOCOPHILLIPS COMPANY	BELLE CHASSE	
LAD985197011	BRIDGELINE GAS DISTRIBUTION, LLC PARADIS	PARADIS	
LAD008179707	CHALMETTE REFINING, L.L.C	CHALMETTE	
LAR000004598	CYPRESS CATALYST PLANT, UCC	NORCO	
LAD098598360	WESTSIDE GALVANIZING SERVICES	PORT ALLEN	
LAD981522048	WESTLAKE POLYMERS LP	SULPHUR	
LAR000033100	BATON ROUGE FRACTIONATORS	PORT ALLEN	
LAD008080350	CITGO PETROLEUM CORPORATION	LAKE CHARLES	
LAD000618298	CECOS INTERNATIONAL INC., LIVINGSTON FAC	LIVINGSTON	
LAR000032789	CS METALS OF LOUISIANA LLC	CONVENT	
LAR000030247	AIR PRODUCTS & CHEMICALS - GEISMAR 2	GEISMAR	
LAD062662887	EXXONMOBIL BATON ROUGE REFINERY	BATON ROUGE	
LAD008161234	RHODIA INC.	BATON ROUGE	
LAD000802868	HONEYWELL INTERNATIONAL, BATON ROUGE	BATON ROUGE	
LAD000757286	ALBEMARLE CORPORATION PDC	BATON ROUGE	
LAD098168206	OCCIDENTAL CHEMICAL CORP.	CONVENT	
LAD990683716	CONOCOPHILLIPS INC., LAKE CHARLES	WESTLAKE	
LAD980622161	CATALYST RECOVERY OF LA, LLC	LAFAYETTE	
LAD057482713	PPI BROOKLAWN SITE/NPC SERVICES, INC.	BATON ROUGE	
LAD000209700	BFI CSI SIEGEN LANE FACILITY	BATON ROUGE	

5,437,280

Waste Has Only Characteristic Codes	Tons of Waste Generated	Waste Has Only Listed Codes	Tons of Waste	Waste Has Both Characteristic And Listed Codes	Tons of Waste
ONLY IGNITABLE	45,247	ONLY AN F CODE	26,782		
ONLY CORROSIVE	374,253	ONLY A K CODE	28,315		
ONLY REACTIVE	34,432	ONLY A P CODE	869		
ONLY D004-17	31,481	ONLY A U CODE	1,341		
ONLY D018-43	201,823				
HAS MORE THAN ONE	892,400	HAS MORE THAN ONE	338,301		
TOTAL	1,579,635	TOTAL	395,608	Both Characteristic and Listed	3,484,999

HAS IGNITABLE CODE	40,374			IGN. W/ AT LEAST 1 LSTD	186,680
HAS CORROSIVE CODE	870,577			CORR. W/ AT LEAST 1 LSTD	1,393,530
HAS REACTIVE CODE	3,425			REACT. W/ AT LEAST 1 LSTD	1,352,282
HAS D004-D017 CODE	14,543			D004-17 W/ AT LEAST 1 LSTD	130,787
HAS D018-D043 CODE	870,117			D018-43 W/ AT LEAST 1 LSTD	3,460,113
		HAS AN F CODE	48,708	F WASTE W/ AT LEAST 1 CHAR	1,462,485
		HAS A K CODE	338,011	K WASTE W/ AT LEAST 1 CHAR	3,426,789
		HAS A P CODE	1,101	P WASTE W/ AT LEAST 1 CHAR	1,358,743
		HAS A U CODE	304,505	U WASTE W/ AT LEAST 1 CHAR	2,663,244
TOTAL	892,400	TOTAL	338,301	TOTAL	3,484,999

LAD008213191 RUBICON LLC
LAD008175390 CYTEC INDUSTRIES INC.
LAR000018333
LAD000777201
LAR000041087
LAD020597597
LAD008187080
LAD040776809
LAR000042226
LAD050901669
LAD008086506
LAD057117434
LAD058530510
LAD008161234
LAD000778514
LAD010395127
LAD980622104
LAD001890367
LAD008058471
LAD053783445
LAD008184137
LAD092681824
LAD003913316
LAD000618256
LAD980622161
LAD057482713
LA0000365668
LAR000032789
LAD010390599
LAD981055791
LAD067023333
LAD985211564
LAD985216266
LAD008103111
LAD062666540
LAR000007427
LAD034199802
LAD000812818
LAD062662887
LAD985193713
LAR000033415
LAD043429182
LA0214022725

5,471,449

National Biennial RCRA Hazardous Waste Report: Based on 2005 Data

Management Method	Quantity Managed (tons)	Percentage of Quantity	Number of Facilities	Percentage of Facilities
AQUEOUS ORGANIC TREATMENT	251,196	4.6	4	9.3
DEEPWELL OR UNDERGROUND INJECTION	4,290,537	78.4	6	14.0
ENERGY RECOVERY	62,642	1.1	7	16.3
FUEL BLENDING	3	0.0	1	2.3
INCINERATION	72,210	1.3	8	18.6
LAND TREATMENT/APPLICATION/FARMING	691	0.0	1	2.3
LANDFILL/SURFACE IMPOUNDMENT	239,099	4.4	1	2.3
METALS RECOVERY	7,593	0.1	5	11.6
OTHER DISPOSAL	116,886	2.1	4	9.3
OTHER RECOVERY	25,952	0.5	6	14.0
OTHER TREATMENT	395,127	7.2	11	25.6
SLUDGE TREATMENT	9,235	0.2	2	4.7
SOLVENTS RECOVERY	277	0.0	7	16.3
STABILIZATION	0	0.0	1	2.3

Management Method	Quantity Managed (tons)	Percentage of Quantity	Number of Facilities	Percentage of Facilities
DEEPWELL OR UNDERGROUND INJECTION	4,290,537	78.4	6	14.0
OTHER TREATMENT	395,127	7.2	11	25.6
AQUEOUS ORGANIC TREATMENT	251,196	4.6	4	9.3
LANDFILL/SURFACE IMPOUNDMENT	239,099	4.4	1	2.3
OTHER DISPOSAL	116,886	2.1	4	9.3
INCINERATION	72,210	1.3	8	18.6
ENERGY RECOVERY	62,642	1.1	7	16.3
OTHER RECOVERY	25,952	0.5	6	14.0
SLUDGE TREATMENT	9,235	0.2	2	4.7
METALS RECOVERY	7,593	0.1	5	11.6
LAND TREATMENT/APPLICATION/FARMING	691	0.0	1	2.3
SOLVENTS RECOVERY	277	0.0	7	16.3
FUEL BLENDING	3	0.0	1	2.3
STABILIZATION	0	0.0	1	2.3

Management Method	Quantity Managed (tons)	Percentage of Quantity	Number of Facilities	Percentage of Facilities
OTHER TREATMENT	395,127	7.2	11	25.6
INCINERATION	72,210	1.3	8	18.6
ENERGY RECOVERY	62,642	1.1	7	16.3
SOLVENTS RECOVERY	277	0.0	7	16.3
DEEPWELL OR UNDERGROUND INJECTION	4,290,537	78.4	6	14.0
OTHER RECOVERY	25,952	0.5	6	14.0
METALS RECOVERY	7,593	0.1	5	11.6
AQUEOUS ORGANIC TREATMENT	251,196	4.6	4	9.3
OTHER DISPOSAL	116,886	2.1	4	9.3
SLUDGE TREATMENT	9,235	0.2	2	4.7
FUEL BLENDING	3	0.0	1	2.3
STABILIZATION	0	0.0	1	2.3
LAND TREATMENT/APPLICATION/FARMING	691	0.0	1	2.3
LANDFILL/SURFACE IMPOUNDMENT	239,099	4.4	1	2.3

EPA ID

LAD008175390 CYTEC INDUSTRIES INC.
LAD000777201 CHEMICAL WASTE MANAGEMENT
LAR000042226 SHELL NORCO CHEMICAL PLANT - WEST SITE
LAD008161234 RHODIA INC.
LAD000778514 CLEAN HARBORS PLAQUEMINE, LLC
LAD008187080 THE DOW CHEMICAL COMPANY 2005
LAD008184137 EXIDE TECHNOLOGIES, BATON ROUGE SMELTER
LAD053783445 SYNGENTA CROP PROTECTION, INC.
LAD010395127 CLEAN HARBORS BATON ROUGE LLC
LAD000618256 CECOS INTERNATIONAL INC CALCASIEU FACILI
LAD980622161 CATALYST RECOVERY OF LA, LLC
LAD001890367
LAR000032789
LA0000365668
LAD981055791
LAD008086506
LAD981057441
LAD985216266
LAD062662887
LAD057482713

362,705

2005 WASTE RECEIPTS, CONTINUED

LOUISIANA

2005 INTERSTATE SHIPMENTS AND RECEIPTS

24 Quantity of RCRA Hazardous Waste Interstate Shipments: 131,105 Tons

25 Quantity of RCRA Hazardous Waste Interstate Receipts: 109,123 Tons

26 Louisiana Interstate Shipment / Receipts (As reported by Louisiana):

The State to which Louisiana shipped the largest quantity of waste was Texas (89,449 tons).

The State that shipped the largest quantity of waste to Louisiana was Texas (62,871 tons).

EPA ID	Site Name	County
MED001098458	NATIONAL SEMICONDUCTOR	SOUTH PORTLAND
ME5000000802	FIRST TECHNOLOGY	STANDISH
MED040249096	CYRO INDUSTRIES	SANFORD
ME5000001313	FAIRCHILD SEMICONDUCTOR CORPORATION	SOUTH PORTLAND
ME7170022019	PORTSMOUTH NAVAL SHIPYARD	KITTERY
MED000791681	PRATT & WHITNEY	NORTH BERWICK
MED061851408	IRVING OIL CORPORATION	SEARSPORT
ME5000000307	GENERAL DYNAMICS ARMAMENT AND TECHNICAL	SACO
MED041460247	BATH IRON WORKS	BATH
MED980910053	SILVEX, INC	WESTBROOK
MED001099746	OSRAM SYLVANIA	WALDOBORO
MED985467562	SERMATECH INTERNATIONAL	BIDDEFORD
ME5000001271	SOUTHERN MAINE SPECIALTIES	SACO
MED097734388	NAUTEL MAINE, INC	BANGOR
MED001096395	PRIME TANNING CO INC	BERWICK
MED040228983	PIONEER PLASTICS CORPORATION	AUBURN
MED985469279	SOUTHERN MAINE INDUSTRIES CORP	GORHAM
MED086875887	WAUSAU-MOSINEE PAPER CORP	JAY
MED985471911	OXFORD AVIATION INC	OXFORD
MED051431906	GENERAL ELECTRIC COMPANY	AUBURN
MER000503458	CENTRAL MAINE MEDICAL CENTER	LEWISTON
MED000840843	COLD BROOK ENERGY INC	HAMPDEN
MED985467935	KATAHDIN ANALYTICAL SERVICES INC	WESTBROOK
MER000500090	MAINE DOT CARLTON & ARROWSIC BRIDGES	WOOLWICH
MER000503664	BUSHMASTER FIREARMS INC	WINDHAM
MED980667810	SAFETY-KLEEN CORP	LEEDS
MED985466358	CIANBRO FABRICATION AND COATING FACILITY	PITTSFIELD
ME5000000422	NORTH END COMPOSITES	ROCKLAND
ME8170022018	US NAVAL AIR STATION, BRUNSWICK	BRUNSWICK
MER000002709	EASTLAND WOOLEN MILL SUPERFUND SITE	CORINNA q 384.72 508.399
MED000242701	HOLTRACHEM MANUFACTURING CO	
MED001111103	CORNING INCORPORATED	
ME5000000539	NORDX	
MED093632883	RYDER TRANSPORTATION SERVICES	
ME6572890022	MAINE AIR NATL GUARD 101ST AIR REFUEL WG	
MER000002873	MAINE DOT CARMEL BRIDGE	
MED071749329	MAINE YANKEE ATOMIC POWER COMPANY	
MER000500306	KNOX MACHINE COMPANY	
MED060996451	UNIVERSITY OF MAINE	
MED000841056	BATH IRON WORKS-HARDINGS FACILITY	
MED055714588	SABRE CORPORATION	
MER000503813	DAHL-CHASE DIAGNOSTIC SERVICES	
ME5000001412	WILLIAM ARTHUR INC	
MED985467679	BATH IRON WORKS - EBMF	
MED018995852	MONSON COMPANIES INC	
MER000500322	ENVIRONCLEAN TECHNOLOGY INC	
MED054608179	SPENCER PRESS INC	
MED093627156	FMC BIOPOLYMER	
ME5170024355	NCTAMSLANT DET CUTLER	
MED980671796	FORT JAMES OPERATING COMPANY	

ONLY IGNITABLE	806	ONLY AN F CODE	150
ONLY CORROSIVE	337	ONLY A K CODE	0
ONLY REACTIVE	0	ONLY A P CODE	0
ONLY D004-17	1,097	ONLY A U CODE	1
ONLY D018-43	13		
HAS MORE THAN ONE		HAS MORE THAN ONE	
	812		0
		Both Characteristic and Listed	907

HAS IGNITABLE CODE	386	IGN. W/ AT LEAST 1 LSTD	827
HAS CORROSIVE CODE	453	CORR. W/ AT LEAST 1 LSTD	42
HAS REACTIVE CODE	2	REACT. W/ AT LEAST 1 LSTD	8
HAS D004-D017 CODE	536	D004-17 W/ AT LEAST 1 LSTD	116
HAS D018-D043 CODE	305	D018-43 W/ AT LEAST 1 LSTD	85
		HAS AN F CODE	0
		HAS A K CODE	0
		HAS A P CODE	0
		HAS A U CODE	0
TOTAL	812	TOTAL	0

ME5000000802	FIRST TECHNOLOGY
MED040249096	CYRO INDUSTRIES
MED001099746	OSRAM SYLVANIA
MED097734388	NAUTEL MAINE, INC
MED040228983	PIONEER PLASTICS CORPORATION
MED041460247	BATH IRON WORKS
ME5000000422	NORTH END COMPOSITES
MED985467562	SERMATECH INTERNATIONAL
MED985466358	CIANBRO FABRICATION AND COATING FACILITY
MER000503813	DAHL-CHASE DIAGNOSTIC SERVICES
MED000841056	
MED985467679	
MED001099076	
ME5000000539	
MED055714588	
MED058951401	
MER000503458	

MAINE

2005 WASTE MANAGEMENT, CONTINUED

11 Quantity of RCRA Hazardous Waste Managed by Management Method, 2005

Management Method	Quantity Managed (tons)	Percentage of Quantity	Number of Facilities	Percentage of Facilities
AQUEOUS INORGANIC TREATMENT	10	1.0	1	5.9
METALS RECOVERY	0	0.0	1	5.9
OTHER DISPOSAL	32	3.0	1	5.9
OTHER RECOVERY	64	5.9	1	5.9
OTHER TREATMENT	558	51.6	8	47.1
SOLVENTS RECOVERY	416	38.5	10	58.8
	1,080	100.0	17	

12 Management Method by Quantity of RCRA Hazardous Waste Managed, 2005

Management Method	Quantity Managed (tons)	Percentage of Quantity	Number of Facilities	Percentage of Facilities
OTHER TREATMENT	558	51.6	8	47.1
SOLVENTS RECOVERY	416	38.5	10	58.8
OTHER RECOVERY	64	5.9	1	5.9
OTHER DISPOSAL	32	3.0	1	5.9
AQUEOUS INORGANIC TREATMENT	10	1.0	1	5.9
METALS RECOVERY	0	0.0	1	5.9
	1,080	100.0	17	

13 Management Method and Quantity of RCRA Hazardous Waste Managed by Number of Facilities, 2005

Management Method	Quantity Managed (tons)	Percentage of Quantity	Number of Facilities	Percentage of Facilities
SOLVENTS RECOVERY	416	38.5	10	58.8
OTHER TREATMENT	558	51.6	8	47.1
AQUEOUS INORGANIC TREATMENT	10	1.0	1	5.9
METALS RECOVERY	0	0.0	1	5.9
OTHER DISPOSAL	32	3.0	1	5.9
OTHER RECOVERY	64	5.9	1	5.9
	1,080	100.0	17	

Note: Columns may not sum to total due to rounding.
 Number of Facilities column may not sum to total because facilities may have multiple handling methods.
 Facilities reporting storage only and their quantity managed are excluded.

14 Top Wastes Managed*: D001, F003, D002, D007, D005, D008, D011, D035, F005

*Based on the Federal hazardous waste codes most frequently reported, not the quantity managed.

MED001098458
ME5000001313
ME7170022019
MED000791681
MED980667810
MED980910053
MED019051069
MED061851408
MED040249096
ME5000000307
MED041460247
ME5000001271
MED001096395
MED985467562
MED985469279
MED086875887
MED985471911
MED051431906
MER000503458
MED000840843
MED040228983
MED985467935
MER000500090
MER000503664
ME500000080 T* (MED051000840843R40228983)WD000840843
M8983985467935

3ER000503458
383985467935
412051431906

MED019051069
MED980667810
ME7170022019

2,390

MAINE

2005 WASTE RECEIPTS, CONTINUED

21 Quantity of RCRA Hazardous Waste Managed by Management Method Limited to Waste Received from Offsite, 2005

Management Method	Quantity Managed (tons)	Percentage of Quantity	Number of Facilities	Percentage of Facilities
STORAGE AND/OR TRANSFER	2,390	100.0	3	100.0
	2,390	100.0	3	

22 Management Method by Quantity of RCRA Hazardous Waste Managed Limited to Waste Received from Offsite, 2005

Management Method	Quantity Managed (tons)	Percentage of Quantity	Number of Facilities	Percentage of Facilities
STORAGE AND/OR TRANSFER	2,390	100.0	3	100.0
	2,390	100.0	3	

23 Management Method and Quantity of RCRA Hazardous Waste Managed by Number of Facilities Limited to Waste Received from Offsite, 2005

Management Method	Quantity Managed (tons)	Percentage of Quantity	Number of Facilities	Percentage of Facilities
STORAGE AND/OR TRANSFER	2,390	100.0	3	100.0
	2,390	100.0	3	

Note: Columns may not sum to total due to rounding.
 Number of Facilities column may not sum to total because facilities may have multiple handling methods.

MAINE

2005 INTERSTATE SHIPMENTS AND RECEIPTS

24 Quantity of RCRA Hazardous Waste Interstate Shipments: 3,443 Tons

25 Quantity of RCRA Hazardous Waste Interstate Receipts: 1,930 Tons

26 Maine Interstate Shipment / Receipts (As reported by Maine):

The State to which Maine shipped the largest quantity of waste was Massachusetts (1,009 tons).

The State that shipped the largest quantity of waste to Maine was Massachusetts (1,610 tons).

EPA ID

MDD030324073
MDD990759375
MDD000215160
MDP000014310
MDD0003071875
MDD981034291
MDD000797365
MDD053945432
MDR000012161
MDD069390839
MDD000731356
MDD980554711
MDD990686156
MDD003091972
MDD001710227
MDD985372143
MDD074933961
MD3210021355
MDD0003075942
MDD003060860
MDD003067121
MDD003255163
MDD003093507
MDD003093119
MD4170024109
MDD980720189
MDD001890060
MDD990686222
MD6150004095
MDR000007591
MDD003090503
MDD000619395
MDR000016303
MDD985398965
MDD054906201
MDD063212377
MDD000619718
MDD022393771
MDD069380657
MDR000501486
MDD008424434
MDD982704256
MDD003073962
MDR000011817
MDR000017681
MDR000506873
MD2970590004
MDR000521153
MDR000014282
MDD058594920

ONLY IGNITABLE	3,096	ONLY AN F CODE	707	
ONLY CORROSIVE	536	ONLY A K CODE	3,170	
ONLY REACTIVE	251	ONLY A P CODE	4	
ONLY D004-17	20,086	ONLY A U CODE	12	
ONLY D018-43	319			
HAS MORE THAN ONE		HAS MORE THAN ONE		
	4,643		0	
				Both Characteristic and Listed
				6,885

HAS IGNITABLE CODE	3,244		
HAS CORROSIVE CODE	2,996		
HAS REACTIVE CODE	57		
HAS D004-D017 CODE	1,771		
HAS D018-D043 CODE	1,779		
		HAS AN F CODE	0

TOTAL **4,643**

MARYLAND

2005 WASTE MANAGEMENT

8 Number of RCRA Facilities Contributing to the Hazardous Waste Managed: 8

9 Quantity of RCRA Hazardous Waste Managed: 111,112 Tons

10 Fifty Largest RCRA Hazardous Waste Management Facilities in the State, 2005

Rank	EPA ID	Site Name	City	Tons of Waste Managed
1	MDD980555189	CLEAN HARBORS OF BALTIMORE	BALTIMORE	109,309
2	MDD003071875	FMC CORPORATION	BALTIMORE	1,599
3	MD4170024109	NAVAL SUPPORT FACILITY INDIAN HEAD	INDIAN HEAD	160
4	MDD054909072	AMERICAN PLATING SERVICE INC	BALTIMORE	17
5	MDD003067121	ALLIANT TECHSYSTEMS INC	ELKTON	15
6	MDR000501254	ACM TECHNOLOGIES INC	FOREST HILL	9
7	MD5131531811	NATIONAL INSTITUTE OF STDS AND TECH	GAITHERSBURG	3
8	MD6150004095	NATIONAL INSTITUTES OF HEALTH	BETHESDA	0
Total				111,112

Note: Column may not sum to total due to rounding.

State may have fewer than fifty RCRA facilities contributing to the hazardous waste managed.
Facilities reporting storage only and their quantity managed are excluded.

Rank	EPA ID	Site Name	City	Quantity Shipped (Tons)
1	MDD980555189	CLEAN HARBORS OF BALTIMORE	BALTIMORE	20,127
2	MDD030324073	DUNDALK MARINE TERMINAL/MD PORT ADMIN	BALTIMORE	15,731
3	MDD990759375	ALCOA EASTALCO WORKS	FREDERICK	3,169
4	MDD000215160	SHERWIN-WILLIAMS - BALTIMORE	BALTIMORE	2,960
5	MDP000014310	NEWELL ENTERPRISES, INC.	HAGERSTOWN	1,933
6	MDD981034291	SAFETY-KLEEN SYSTEMS, INC.	BALTIMORE	1,801
7	MDD000797365	BROWNING FERRIS INC - SOLLEY LANDFILL	GLEN BURNIE	960
8	MDD053945432	ISG SPARROWS POINT LLC	SPARROWS POINT	650
9	MDR000012161	ENGINEERED POLYMER SOLUTIONS INC	WILLIAMSPORT	617
10	MDD069390839	RUST-OLEUM CORPORATION HAGERSTOWN PLANT	WILLIAMSPORT	589
11	MDD000731356	MES HAWKINS POINT H/W LANDFILL	BALTIMORE	578
12	MDD980554711	H. A. WAGNER GENERATING STATION	BALTIMORE	559
13	MDD990686156	CHEVRON BALTIMORE ASPHALT TERMINAL	BALTIMORE	540
14	MDD003091972	GENERAL MOTORS BALTIMORE ASSEMBLY	BALTIMORE	487
15	MDD001710227	GRACE DAVISON, W. R. GRACE & CO. - CONN.	BALTIMORE	475
16	MDD074933961	W.R. GRACE & CO. - CONN	COLUMBIA	386
17	MD3210021355	USARMY GARRISON - APG	ABERDEEN PROVING GROUP	338
18	MDD003075942	CYTEC ENGINEERED MATERIALS INC	HAVRE DE GRACE	322
19	MDD003060860	THE SOUTHERN GALVANIZING CO	BALTIMORE	319
20	MDD003067121	ALLIANT TECHSYSTEMS INC	ELKTON	269
21	MDD003255163	SHERWIN-WILLIAMS - BELTSVILLE	BELTSVILLE	265
22	MDD003093507	MILLENNIUM CHEMICALS	BALTIMORE	254
23	MDD003093119	AMG RESOURCES CORPORATION	BALTIMORE	228
24	MDD980720189	FRANCIS SCOTT KEY BRIDGE	BALTIMORE	192
25	MDD001890060	VELSICOL CHEMICAL CORPORATION	CHESTERTOWN	183
26	MDD990686222	SASOL NORTH AMERICA INC	BALTIMORE	168
27	MD6150004095	NATIONAL INSTITUTES OF HEALTH	BETHESDA	166
28	MDR000007591	CSX REAL PROPERTY	GLEN BURNIE	165
29	MDD003090503	KAYDON RING & SEAL INC	BALTIMORE	147
30	MDD000619395	BGE SPRING GARDENS	BALTIMORE	140
31	MDR000016303	MRAS SYSTEMS, INC.	BALTIMORE	138
32	MDD985398965	LENMAR	BALTIMORE	120
33	MDD054906201	AMCOR STEVENS FLEXIBLE PACKAGING INC.	HAGERSTOWN	120
34	MDD063212377	TERUMO MEDICAL CORPORATION	ELKTON	117
35	MDD000619718	NORTHROP GRUMMAN BWI	LINTHICUM	97
36	MDD022393771	ABBEY DRUM CO	BALTIMORE	95
37	MDD069380657	CHESAPEAKE FINISHED METALS INC.	ELKRIDGE	89
38	MDR000501486	K & L MICROWAVE INC	SALISBURY	83
39	MDD008424434	EXXONMOBIL BALTIMORE TERMINAL	BALTIMORE	82
40	MDD982704256	W. L. GORE & ASSOCIATES INC - 8	ELKTON	79
41	MDD003073962	SHERWIN-WILLIAMS - HAVRE DE GRACE	HAVRE DE GRACE	79
42	MDR000011817	ACN - BALTIMORE LLC	BALTIMORE	77
43	MDR000017681	FORMICA CORPORATION	ODENTON	75
44	MD2970590004	NATIONAL SECURITY AGENCY	FORT GEORGE G MEADE	75
45	MDR000521153	INVITROGEN CORPORATION	FREDERICK	72
46	MDR000014282	NOXELL CORP - FASHION CT	JOPPA	65
47	MDD058594920	STONE INDUSTRIAL	COLLEGE PARK	64
48	MDD981739840	CAPITAL ELECTRO-CIRCUITS INC	GAITHERSBURG	61
49	MDD985389816	US FILTER RECOVERY SERVICES MID-ATLANTIC	BALTIMORE	60
50	MDD056506389	BEAZER EAST INC SALISBURY	SALISBURY	58
Total				56,425

EPA ID

MDD980555189
MDD981034291
MDR000501254
MD4170024109
MDD980829873
MD6150004095

127,135

MARYLAND

2005 WASTE RECEIPTS, CONTINUED

Management Method	Quantity Managed (tons)	Percentage of Quantity	Number of Facilities	Percentage of Facilities
AQUEOUS INORGANIC TREATMENT	1,306	1.0	2	33.3
FUEL BLENDING	83,099	65.4	1	16.7
INCINERATION	1	0.0	1	16.7
OTHER TREATMENT	24,553	19.3	2	33.3
STABILIZATION	361	0.3	1	16.7
STORAGE AND/OR TRANSFER	17,817	14.0	4	66.7

Management Method

FUEL BLENDING	83,099
OTHER TREATMENT	24,553
STORAGE AND/OR TRANSFER	17,817
AQUEOUS INORGANIC TREATMENT	0.7 Tt
STABILIZATION	
INCINERATION	

MARYLAND

2005 INTERSTATE SHIPMENTS AND RECEIPTS

24 Quantity of RCRA Hazardous Waste Interstate Shipments: 56,192 Tons

25 Quantity of RCRA Hazardous Waste Interstate Receipts: 86,577 Tons

26 Maryland Interstate Shipment / Receipts (As reported by Maryland):

Waste Has Only Characteristic Codes	Tons of Waste Generated	Waste Has Only Listed Codes	Tons of Waste Generated	Waste Has Both Characteristic And Listed Codes	Tons of Waste Generated
ONLY IGNITABLE	4,051	ONLY AN F CODE	12,597		
ONLY CORROSIVE	75,758	ONLY A K CODE	206		
ONLY REACTIVE	138	ONLY A P CODE	2		
ONLY D004-17	8,741	ONLY A U CODE	1,372		
ONLY D018-43	5,568				
HAS MORE THAN ONE		HAS MORE THAN ONE			
	92,797		8		
TOTAL	187,054	TOTAL	14,185	Both Characteristic and Listed	171,447

Waste Has Only qd G94n399e AT 1 LSTD

HAS IGNITABLE CODE	2,817			IGN. W/ AT LEAST 1 LSTD	74,799
HAS CORROSIVE CODE	90,291			CORR. W/ AT LEAST 1 LSTD	96,365
HAS REACTIVE CODE	50,511			REACT. W/ AT LEAST 1 LSTD	493
HAS D004-D017 CODE	90,594			D004-17 W/ AT LEAST 1 LSTD	61,709
HAS D018-D043 CODE	2,384			D018-43 W/ AT LEAST 1 LSTD	68,238
		HAS AN F CODE	8	F WASTE W/ AT LEAST 1 CHAR	171,258
		HAS A K CODE	0	K WASTE W/ AT LEAST 1 CHAR	0
		HAS A P CODE	0	P WASTE W/ AT LEAST 1 CHAR	29
		HAS A U CODE	8	U WASTE W/ AT LEAST 1 CHAR	449
TOTAL	92,797	TOTAL	8	TOTAL	171,447

MAD001128032 WYMAN-GORDON COMPANY
MAR000009605 ISP FREETOWN FINE CHEMICALS INC
MAD001114206 SMITH & WESSON
MAD079506085 FEDERAL METAL FINISHING INC
MAD041710609 TECH-ETCH, INC
MAD001065937 REVERE COPPER PRODUCTS INC
MAD980672216 VALLEY PLATING INC
MAD053452637 VALLEY PLATING INC
MAD001039767 VALLEY PLATING INC
MAD982755639 VALLEY PLATING INC
MAD053464525 VALLEY PLATING INC
MAR000008375 VALLEY PLATING INC
MAD041172719 VALLEY PLATING INC
MAD043248244 VALLEY PLATING INC
MAD001023084 VALLEY PLATING INC
MA5000000836 VALLEY PLATING INC
MAD001402320 VALLEY PLATING INC
MAD001138726 VALLEY PLATING INC
MAD053483467 VALLEY PLATING INC
MAD048662944 VALLEY PLATING INC
MAD022960413 VALLEY PLATING INC
MA5000003293 VALLEY PLATING INC
MAD001118413 VALLEY PLATING INC
MAD087452611 VALLEY PLATING INC
MAD980668230 VALLEY PLATING INC
MAD066586884 VALLEY PLATING INC
MAD062179890 VALLEY PLATING INC
MAD069343705 VALLEY PLATING INC
MAD001119502 VALLEY PLATING INC
MAD000844977 VALLEY PLATING INC
MAD001061001 VALLEY PLATING INC
MAD985290964 VALLEY PLATING INC
MAD001011071 VALLEY PLATING INC
MAD054430095 VALLEY PLATING INC
MAD063894786 VALLEY PLATING INC
MAD075370551 VALLEY PLATING INC
MAD001126861 VALLEY PLATING INC
MA5000002923 VALLEY PLATING INC
MAD001113331 VALLEY PLATING INC
MAR000510123 VALLEY PLATING INC
MAR000501551 VALLEY PLATING INC
MAD052924495 VALLEY PLATING INC
MAD060095569 VALLEY PLATING INC
MAD985268556 VALLEY PLATING INC
MAD046616033 VALLEY PLATING INC

MAC075306583BT 80095569

MASSACHUSETTS

2005 WASTE RECEIPTS

18 Number of RCRA Hazardous Waste Receivers: 14

19 Quantity of RCRA Hazardous Waste Received: 28,046 Tons

20 Fifty Largest RCRA Hazardous Waste Receivers in the State, 2005

Rank	EPA ID	Site Name	City	Quantity Received (Tons)
1	MAD053452637	CLEAN HARBORS OF BRAintree	BRAintree	18,110
2	MAD047075734	JONES ENVIRONMENTAL SERVICES (NE), INC	LOWELL	5,027
3	MAD982755639	SAFETY-KLEEN SYSTEMS INC.	CANTON	1,444
4	MAD096287354	SAFETY-KLEEN SYSTEMS, INC	WEST BROOKFIELD	735
5	MAD088978143	SAFETY-KLEEN SYSTEMS, INC	MARLBOROUGH	599
6	MAD000846006	SAFETY-KLEEN SYSTEMS, INC	BRIDGEWATER	577
7	MAR000008375	ECOLOGY RECOVERY SYSTEMS, INC	WORCESTER	436
8	MAD060095569	SAFETY-KLEEN SYSTEMS, INC	SALISBURY	394
9	MAD019371079	GENERAL CHEMICAL CORP	FRAMINGHAM	324
10	MAD043248244	FORMER GENERAL CLEANERS	SOUTH HADLEY	198
11	MAD062179890	ENVIRONMENTAL COMPLIANCE CORP	STOUGHTON	130
12	MAD052924495	ZECCO INC	NORTHBORO	69
13	MAR000510123	COMPLETE RECYCLING SOLUTIONS, LLC	FALL RIVER	3
14	MAD002084093	GENERAL ELECTRIC COMPANY	PITTSFIELD	0
Total				28,046

Note: Column may not sum to total due to rounding.
 State may have fewer than fifty facilities that received waste.

MASSACHUSETTS

2005 WASTE RECEIPTS, CONTINUED

Management Method	Quantity Managed (tons)	Percentage of Quantity	Number of Facilities	Percentage of Facilities
FUEL BLENDING	38	0.1	4	28.6
LANDFILL/SURFACE IMPOUNDMENT	198	0.7	1	7.1
METALS RECOVERY	1,883	6.7	3	21.4
SOLVENTS RECOVERY	26	0.1	1	7.1
STABILIZATION	4,986	17.8	1	7.1
STORAGE AND/OR TRANSFER	20,915	74.6	10	71.4
	28,046	100.0	14	

Management Method	Quantity Managed (tons)	Percentage of Quantity	Number of Facilities	Percentage of Facilities
STORAGE AND/OR TRANSFER	20,915	74.6	10	71.4
STABILIZATION	4,986	17.8	1	7.1
METALS RECOVERY	1,883	6.7	3	21.4
LANDFILL/SURFACE IMPOUNDMENT	198	0.7	1	7.1
FUEL BLENDING	38	0.1	4	28.6
SOLVENTS RECOVERY	26	0.1	1	7.1
	28,046	100.0	14	

Management Method	Quantity Managed (tons)	Percentage of Quantity	Number of Facilities	Percentage of Facilities
STORAGE AND/OR TRANSFER	20,915	74.6	10	71.4
FUEL BLENDING	38	0.1	4	28.6
METALS RECOVERY	1,883	6.7	3	21.4
LANDFILL/SURFACE IMPOUNDMENT	198	0.7	1	7.1
SOLVENTS RECOVERY	26	0.1	1	7.1
STABILIZATION	4,986	17.8	1	7.1
	28,046	100.0	14	

Columns may not sum to total due to rounding.

Number of Facilities column may not sum to total because facilities may have multiple

MASSACHUSETTS

2005 INTERSTATE SHIPMENTS AND RECEIPTS

- 24 Quantity of RCRA Hazardous Waste Interstate Shipments: 58,950 Tons**
- 25 Quantity of RCRA Hazardous Waste Interstate Receipts: 8,902 Tons**
- 26 Massachusetts Interstate Shipment / Receipts (As reported by Massachusetts):**

EPA ID	Site Name	City	Total Generated
MID000820381	PHARMACIA & UPJOHN COMPANY LLC	PORTAGE	45,447
MID980615298	PETRO CHEM PROCESSING GROUP OF NORTRU IN	DETROIT	33,135
MID000724724	THE DOW CHEMICAL COMPANY	MIDLAND	27,749
MID000809632	DOW CORNING	MIDLAND	15,469
MID006013643	PFIZER INC PARKE-DAVIS & CO	HOLLAND	11,733
MID074259565	DYNECOL INC	DETROIT	9,677
MID087054078	MACSTEEL MONROE INC	MONROE	8,929
MID005338801	GAGE PRODUCTS CO	FERNDALE	8,697
MID068814482	QUANEX CORP MACSTEEL DIV	JACKSON	6,511
MID080361454	DSM PHARMA CHEMICALS NORTH AMERICA INC	SOUTH HAVEN	5,240
MID087738431	SEVERSTAL NORTH AMERICA INC	DEARBORN	4,397
MID980684088	SOLVENT DISTILLERS GROUP OF NORTRU INC	DETROIT	3,486
MID005517198	HONEYWELL INTERNATIONAL INC	DETROIT	3,437
MID982062671	MI DEPT/TRANSPORTATION	SAINT IGNACE	3,249
MID981090509	LACKS INDUSTRIES INC	KENTWOOD	3,084
MID005358825	DUPONT PERFORMANCE COATINGS	MOUNT CLEMENS	2,991
MID006545511	ESCO CO LIMITED PARTNERSHIP	MUSKEGON	2,895
MID060975844	EQ RESOURCE RECOVERY INC	ROMULUS	2,591
MID005363114	ARKEMA INC	RIVERVIEW	2,575
MID080358351	BAYER CROPSCIENCE LP	MUSKEGON	2,133
MID980272561	BASF CORP	WYANDOTTE	2,026
MID981953912	AUTOALLIANCE INTERNATIONAL INC	FLAT ROCK	1,926
MID064197742	BASF CORP	WYANDOTTE	1,924
MID048090633	WAYNE DISPOSAL INC	BELLEVILLE	1,883
MID005356647	DELPHI AUTOMOTIVE SYSTEMS LLC	FLINT	1,806
MID000718726	ARKONA ROAD LANDFILL	MILAN	1,710
MIT270010549	NATIONAL STANDARD COMPANY	NILES	1,540
MID005356951	GENERAL MOTORS CORPORATION	FLINT	1,450
MID981197254	MERIDIAN AUTOMOTIVE SYSTEMS	IONIA	1,396
MID002931228	ANDERSON DEVELOPMENT CO	ADRIAN	1,396
MIK438244824	U S STEEL GREAT LAKES WORKS	ECORSE	1,332
MID000809764	FORD MOTOR COMPANY	DEARBORN	1,281
MID005043708	ERVIN AMASTEEL INC	ADRIAN	1,260
MIR000017673	COOK COMPOSITES AND POLYMERS COMPANY	GRAND RAPIDS	1,239
MID005506357	MARATHON PETROLEUM COMPANY LLC	DETROIT	1,236
MID005356902	GENERAL MOTORS CORPORATION	PONTIAC	1,187
MIR000005975	MPW INDUSTRIAL SVCS INC	CHESTERFIELD	1,124
MID099114704	HONEYWELL INTERNATIONAL INC	DETROIT	1,081
MID985569987	DAIMLERCHRYSLER CORP	DETROIT	1,080
MID985579895	AKZO NOBEL COATINGS INC	PONTIAC	951
MID091955476	AUTOMOTIVE COMPONENTS HOLDINGS LLC	MILAN	922
MID985567130	DECO PLATE MFG CO	LAPEER	893
MID985663251	SAFETY KLEEN SYSTEMS INC	ROMULUS	843
MID074246919	SOLUTIA INC	TRENTON	828
MID980991566	EQ DETROIT INC	DETROIT	799
MID005320031	AJAX METAL PROCESSING	DETROIT	774
MIT270012131	CROWN GROUP INC	ECORSE	770
MID047179437	REILLY PLATING CO	MELVINDALE	768
MID005356910	GMNA PROPERTY MGMT	PONTIAC	729
MID005358783	FEDERAL-MOGUL CORP	SAINT JOHNS	714

240,294

MICHIGAN

2005 WASTE GENERATION, CONTINUED

4 Quantities of Waste Generated in 2005 That Were Reported with Only Characteristic Waste Codes, Only Listed Waste Codes, or Both Characteristic and Listed Waste Codes

Waste Has Only Characteristic Codes	Tons of Waste Generated	Waste Has Only Listed Codes	Tons of Waste Generated	Waste Has Both Characteristic And Listed Codes	Tons of Waste Generated
ONLY IGNITABLE	51,594	ONLY AN F CODE	141,048		
ONLY CORROSIVE	19,410	ONLY A K CODE	24,835		
ONLY REACTIVE	187	ONLY A P CODE	34		
ONLY D004-17	14,746	ONLY A U CODE	1,144		
ONLY D018-43	9,892				
HAS MORE THAN ONE CHARACTERISTIC CODE	8,747	HAS MORE THAN ONE LISTED CODE	122		
TOTAL	104,575	TOTAL	167,182	Both Characteristic and Listed	24,050

5 Quantities of Waste Generated in 2005 That Were Multiply Coded

Waste Has Only Characteristic Codes But More Than One Applies	Tons of Waste Generated	Only Listed Codes But Has More Than One	Tons of Waste Generated	Both Characteristic And Listed Codes	Tons of Waste Generated
HAS IGNITABLE CODE	4,203			IGN. W/ AT LEAST 1 LSTD	21,614
HAS CORROSIVE CODE	2,717			CORR. W/ AT LEAST 1 LSTD	1,890
HAS REACTIVE CODE	1,377			REACT. W/ AT LEAST 1 LSTD	1,662
HAS D004-D017 CODE	4,948			D004-17 W/ AT LEAST 1 LSTD	5,254
HAS D018-D043 CODE	4,512			D018-43 W/ AT LEAST 1 LSTD	9,157
		HAS AN F CODE	121	F WASTE W/ AT LEAST 1 CHAR	22,755
		HAS A K CODE	0	K WASTE W/ AT LEAST 1 CHAR	1,205
		HAS A P CODE	1	P WASTE W/ AT LEAST 1 CHAR	471
		HAS A U CODE	121	U WASTE W/ AT LEAST 1 CHAR	728
TOTAL	8,747	TOTAL	122	TOTAL	24,050

Note: Columns may not sum to total because a waste code may apply to more than one waste. Mixtures with ignitable, corrosive, reactive, D004-17, and D018-43 characteristic codes may also contain other characteristic waste codes. Similarly, wastes with F, K, P, and U listed codes may have other listed waste codes.

6 Top Ten Wastes Generated*: D001, F003, D002, F002, F005, F006, D008, D007, D003, D040

*Based on the Federal hazardous waste codes most frequently reported, not the quantity generated.

7 Top Ten Quantities of Waste Generated in 2005, by NAICS Code

Rank	NAICS	Description	Tons Generated
1	3254	Pharmaceutical and Medicine Manufacturing	63,331
2	3251	Basic Chemical Manufacturing	54,128
3	5629	Remediation and Other Waste Management Services	37,499
4	3311	Iron and Steel Mills and Ferroalloy Manufacturing	21,321
5	3328	Coating, Engraving, Heat Treating, and Allied Activities	17,223
6	5622	Waste Treatment and Disposal	15,853
7	3363	Motor Vehicle Parts Manufacturing	12,031
8	3361	Motor Vehicle Manufacturing	10,936
9	3259	Other Chemical Product and Preparation Manufacturing	10,037
10	3255	Paint, Coating, and Adhesive Manufacturing	8,504
Total			250,861

MID000724831	MICHIGAN DISPOSAL WASTE TREATMENT PLANT	BELLEVILLE
MID980991566	EQ DETROIT INC	DETROIT
MID048090633	WAYNE DISPOSAL INC	BELLEVILLE
MID980615298	PETRO CHEM PROCESSING GROUP OF NORTRU IN	DETROIT
MID000724724	THE DOW CHEMICAL COMPANY	MIDLAND
MID074259565	DYNECOL INC	DETROIT
MID060975844	EQ RESOURCE RECOVERY INC	ROMULUS
MID005338801	GAGE PRODUCTS CO	FERNDALE
MID000820381	PHARMACIA & UPJOHN COMPANY LLC	PORTAGE
MID065850620	H B FULLER CO INC	GRAND RAPIDS
MID985567114	CYANO CORP OF MICHIGAN INC	DETROIT
MID985630839	YAZAKI INTERNATIONAL CORPORATION	PETOSKEY
MIK471696963	ADEPT PLASTIC FINISHING INC	WIXOM
MI0000275289	MATRIX SYSTEM AUTOMOTIVE FINISHES INC	WALLED LAKE
MIR000011387	DECC CO INC	GRAND RAPIDS
MID985568021	CHEMICAL ANALYTICS INC	ROMULUS
MIK534193354	ROSATI SPECIALTIES	
MID985569516	MICHIGAN STATE UNIVERSITY	
MID053343976	MICHIGAN STATE UNIVERSITY	
MID074303082	DAY INTERNATIONAL INC	
MID981000607	SAFETY KLEEN SYSTEMS INC	
MID981000359	SAFETY KLEEN SYSTEMS INC	

422,586

National Biennial RCRA Hazardous Waste Report: Based on 2005 Data

Management Method	Quantity Managed (tons)	Percentage of Quantity	Number of Facilities	Percentage of Facilities
AQUEOUS INORGANIC TREATMENT	101,675	24.1	3	13.6
DEEPWELL OR UNDERGROUND INJECTION	3,571	0.8	1	4.5
ENERGY RECOVERY	3,356	0.8	2	9.1
FUEL BLENDING	29,892	7.1	4	18.2
INCINERATION	31,689	7.5	3	13.6
LANDFILL/SURFACE IMPOUNDMENT	48,972	11.6	2	9.1
METALS RECOVERY	148	0.0	1	4.5
OTHER DISPOSAL	2,196	0.5	3	13.6
OTHER RECOVERY	0	0.0	1	4.5
OTHER TREATMENT	32,048	7.6	3	13.6
SOLVENTS RECOVERY	30,225	7.2	12	54.5
STABILIZATION	138,814	32.8	3	13.6

STABILIZATION

AQUEOUS INORGANIC TREATMENT

LANDFILL/SURFACE IMPOUNDMENT 584.96 0u ZVH9A.24 583.72 31.52 7.60 re W re W nl SQ Tf(.80 31.NERON) Tj0.00 -7.92 TD(AQU/VCDFILL.72 31.52Z) TjETQ 0 g 0 Gq2 31.52Z

MICHIGAN

2005 WASTE SHIPMENTS

15 Number of RCRA Hazardous Waste Shippers: 722

16 Quantity of RCRA Hazardous Waste Shipped: 316,230

17 Fifty Largest RCRA Hazardous Waste Shippers in the State, 2005

Rank	EPA ID	Site Name	City	Quantity Shipped (Tons)
1	MID000820381	PHARMACIA & UPJOHN COMPANY LLC	PORTAGE	41,046
2	MID980615298	PETRO CHEM PROCESSING GROUP OF NORTRU IN	DETROIT	33,336
3	MID074259565	DYNECOL INC	DETROIT	23,380
4	MID060975844	EQ RESOURCE RECOVERY INC	ROMULUS	15,896
5	MID000809632	DOW CORNING	MIDLAND	15,503
6	MID006013643	PFIZER INC PARKE-DAVIS & CO	HOLLAND	11,847
7	MID980991566	EQ DETROIT INC	DETROIT	11,072
8	MID000724831	MICHIGAN DISPOSAL WASTE TREATMENT PLANT	BELLEVILLE	10,523
9	MID087054078	MACSTEEL MONROE INC	MONROE	8,902
10	MID005338801	GAGE PRODUCTS CO	FERNDALE	8,723
11	MID068814482	QUANEX CORP MACSTEEL DIV	JACKSON	6,518
12	MID080361454	DSM PHARMA CHEMICALS NORTH AMERICA INC	SOUTH HAVEN	5,300
13	MID087738431	SEVERSTAL NORTH AMERICA INC	DEARBORN	4,392
14	MID980684088	SOLVENT DISTILLERS GROUP OF NORTRU INC	DETROIT	3,486
15	MID005517198	HONEYWELL INTERNATIONAL INC	DETROIT	3,443
16	MID982062671	MI DEPT/TRANSPORTATION	SAINT IGNACE	3,113
17	MID981090509	LACKS INDUSTRIES INC	KENTWOOD	3,084
18	MID005358825	DUPONT PERFORMANCE COATINGS	MOUNT CLEMENS	2,991
19	MID006545511	ESCO CO LIMITED PARTNERSHIP	MUSKEGON	2,896
20	MID005363114	ARKEMA INC	RIVERVIEW	2,578
21	MID080358351	BAYER CROPSCIENCE LP	MUSKEGON	2,137
22	MID980272561	BASF CORP	WYANDOTTE	2,026
23	MID064197742	BASF CORP	WYANDOTTE	1,935
24	MID981953912	AUTOALLIANCE INTERNATIONAL INC	FLAT ROCK	1,923
25	MID048090633	WAYNE DISPOSAL INC	BELLEVILLE	1,894
26	MID005356647	DELPHI AUTOMOTIVE SYSTEMS LLC	FLINT	1,791
27	MID000718726	ARKONA ROAD LANDFILL	MILAN	1,710
28	MIT270010549	NATIONAL STANDARD COMPANY	NILES	1,541
29	MID980896690	DAIMLERCHRYSLER CORP	STERLING HEIGHTS	1,487
30	MID002931228	ANDERSON DEVELOPMENT CO	ADRIAN	1,460
31	MID005356951	GENERAL MOTORS CORPORATION	FLINT	1,458
32	MID981197254	MERIDIAN AUTOMOTIVE SYSTEMS	IONIA	1,379
33	MIK438244824	U S STEEL GREAT LAKES WORKS	ECORSE	1,323
34	MID000724724	THE DOW CHEMICAL COMPANY	MIDLAND	1,296
35	MID000809764	FORD MOTOR COMPANY	DEARBORN	1,279
36	MID005043708	ERVIN AMASTEEL INC	ADRIAN	1,270
37	MID005506357	MARATHON PETROLEUM COMPANY LLC	DETROIT	1,252
38	MIR000017673	COOK COMPOSITES AND POLYMERS COMPANY	GRAND RAPIDS	1,241
39	MID005356902	GENERAL MOTORS CORPORATION	PONTIAC	1,210
40	MIR000005975	MPW INDUSTRIAL SVCS INC	CHESTERFIELD	1,124
41	MID092947928	DRUG AND LABORATORY DISPOSAL INC	PLAINWELL	1,087
42	MID985569987	DAIMLERCHRYSLER CORP	DETROIT	1,080
43	MID099114704	HONEYWELL INTERNATIONAL INC	DETROIT	1,079
44	MID055850200	MACDONALD'S INDUSTRIAL PRODUCTS	GRAND RAPIDS	1,041
45	MID985579895	AKZO NOBEL COATINGS INC	PONTIAC	933
46	MID091955476	AUTOMOTIVE COMPONENTS HOLDINGS LLC	MILAN	922
47	MID985567130	DECO PLATE MFG CO	LAPEER	893
48	MID074246919	SOLUTIA INC	TRENTON	810
49	MID047179437	REILLY PLATING CO	MELVINDALE	793
50	MID985663251	SAFETY KLEEN SYSTEMS INC	ROMULUS	782
Total				258,184

Note: Column may not sum to total due to rounding.
State may have fewer than fifty shippers.

MICHIGAN

2005 WASTE RECEIPTS, CONTINUED

Management Method	Quantity Managed (tons)	
AQUEOUS INORGANIC TREATMENT	101,675	23.1
FUEL BLENDING	29,890	6.8
INCINERATION	5,158	1.2
LANDFILL/SURFACE IMPOUNDMENT	48,972	11.1
OTHER DISPOSAL	2,196	0.5
OTHER TREATMENT	32,048	7.3
SOLVENTS RECOVERY	29,820	6.8
STABILIZATION	138,812	31.5
STORAGE AND/OR TRANSFER	51,449	11.7

MICHIGAN

2005 INTERSTATE SHIPMENTS AND RECEIPTS

24 Quantity of RCRA Hazardous Waste Interstate Shipments: 154,524 Tons

25 Quantity of RCRA Hazardous Waste Interstate Receipts: 314,537 Tons

26 Michigan Interstate Shipment / Receipts (As reported by Michigan):

The State to which Michigan shipped the largest quantity of waste was Ohio (59,679 tons).

The State that shipped the largest quantity of waste to Michigan was Ohio (120,428 tons).

MND006148092
MND006172969
MND041775008
MND006172902
MND006207773
MND006456768
MND006253801
MND006963508
MNR000017970
MND985767482
MND006162820
MND006173082
MND000686071
MND006172621
MND980681589
MND077636397
MND006160014
MNT280010257
MND985677954
MND064762784
MND006147268
MND985719475
MND006167332
MND006219232
MND980794705
MND083467688
MND054487756
MND006156590
MNR000031393
MND006209860
MND985748763
MND982424202
MND982205874
MND982636524
MND006478523
MND981953045
MND981089832
MND980501167
MND118765791
MND050730175
MNR000052050
MND981097884
MND076522267
MNT280010133
MND006478093
MND079727061
MNR000071167

4 Quantities of Waste Generated in 2005 That Were Reported with Only Characteristic Waste Codes,

Waste Has Only Characteristic Codes	Tons of Waste Generated	Waste Has Only Listed Codes	Tons of Waste Generated	Waste Has Both Characteristic And Listed Codes	Tons of Waste Generated
ONLY IGNITABLE	2,330	ONLY AN F CODE	2,480		
ONLY CORROSIVE	3,273	ONLY A K CODE	9,938		
ONLY REACTIVE	12	ONLY A P CODE	10,937		
ONLY D004-17	16,553	ONLY A U CODE	25		
ONLY D018-43	533				
HAS MORE THAN ONE		HAS MORE THAN ONE			
	189,582		43		
TOTAL	212,283	TOTAL	23,423	Both Characteristic and Listed	13,727

5 Quantities of Waste Generated in 2005 That Were Multiply Coded

Waste Has Only Characteristic Codes But More Than One Applies	Tons of Waste Generated	Only Listed Codes But Has More Than One	Tons of Waste Generated	Both Characteristic And Listed Codes	Tons of Waste Generated
HAS IGNITABLE CODE	1,203			IGN. W/ AT LEAST 1 LSTD	11,502
HAS CORROSIVE CODE	188,590			CORR. W/ AT LEAST 1 LSTD	974
HAS REACTIVE CODE	51			REACT. W/ AT LEAST 1 LSTD	719
HAS D004-D017 CODE	188,696			D004-17 W/ AT LEAST 1 LSTD	2,908
HAS D018-D043 CODE	972			D018-43 W/ AT LEAST 1 LSTD	9,777
		HAS AN F CODE	23	F WASTE W/ AT LEAST 1 CHAR	13,346
		HAS A K CODE	23	K WASTE W/ AT LEAST 1 CHAR	368
		HAS A P CODE	20	P WASTE W/ AT LEAST 1 CHAR	599
		HAS A U CODE	20	U WASTE W/ AT LEAST 1 CHAR	721
TOTAL	189,582	TOTAL	43	TOTAL	13,727

Columns may not sum to total because a waste code may apply to more than one waste.

Mixtures with ignitable, corrosive, reactive, D004-17, and D018-43 characteristic codes may also contain other characteristic waste codes. Similarly, wastes with F, K, P, and U les

MINNESOTA

2005 WASTE MANAGEMENT

8 Number of RCRA Facilities Contributing to the Hazardous Waste Managed: 18

9 Quantity of RCRA Hazardous Waste Managed: 306,216 Tons

10 Fifty Largest RCRA Hazardous Waste Management Facilities in the State, 2005

Rank	EPA ID	Site Name	City	Tons of Waste Managed
1	MND006148092	GOPHER RESOURCE CORPORATION	EAGAN	269,813
2	MND006172969	3M - COMPANY COTTAGE GROVE	COTTAGE GROVE	26,769
3	MND981098478	U.S. FILTER/IONPURE INC.	ROSEVILLE	6,759
4	MND006456768	HUTCHINSON TECHNOLOGY INCORPORATED	HUTCHINSON	976
5	MNR000017970	HUTCHINSON TECHNOLOGY, INC. PLYMOUTH	PLYMOUTH	841
6	MND006253801	SUPERIOR PLATING INC	MINNEAPOLIS	664
7	MND980996805	ENIVRO-CHEM, INC.	ROGERS	105
8	MND006151336	INTERPLASTIC CORPORATION	MINNEAPOLIS	71
9	MND083467688	MAYO CLINIC ROCHESTER	ROCHESTER	58
10	MND985712843	GOPHER MOTOR REBUILDING INC	BROOKLYN CENTER	47
11	MND985767482	ECO FINISHING COMPANY	FRIDLEY	39
12	MND068178268	ST. LUKE'S HOSPITAL	DULUTH	34
13	MND006963508	NORTHWEST AIRLINES, INC.	MINNEAPOLIS	19
14	MN0000981415	UNIV. OF MINNESOTA TCEM	MINNEAPOLIS	10
15	MND982205494	STORA ENSO DULUTH MILL	DULUTH	6
16	MND006156590	FEDERAL CARTRIDGE COMPANY	ANOKA	5
17	MND132405473	HENNEPIN COUNTY MEDICAL CENTER	MINNEAPOLIS	1
18	MND081138604	ALLIANT TECHSYSTEMS PROVING GROUNDS	ST. FRANCIS	0
Total				306,216

Note: Column may not sum to total due to rounding.

State may have fewer than fifty RCRA facilities contributing to the hazardous waste managed.

Facilities reporting storage only and their quantity managed are excluded.

National Biennial RCRA Hazardous Waste Report: Based on 2005 Data

Management Method	Quantity Managed (tons)	Percentage of Quantity	Number of Facilities	Percentage of Facilities
AQUEOUS INORGANIC TREATMENT	6,836	2.2	6	33.3
FUEL BLENDING	0	0.0	1	5.6
INCINERATION	26,800	8.8	6	33.3
LAND TREATMENT/APPLICATION/FARMING	922	0.3	2	11.1
METALS RECOVERY	267,190	87.3	9	50.0
OTHER DISPOSAL	36	0.0	2	11.1
OTHER RECOVERY	1	0.0	1	5.6
OTHER TREATMENT	4,182	1.4	5	27.8
SLUDGE TREATMENT	159	0.1	1	5.6
SOLVENTS RECOVERY	19	0.0	5	27.8
STABILIZATION	71	0.0	1	5.6

Management Method	Quantity Managed (tons)	Percentage of Quantity
METALS RECOVERY	267,190	87.3
INCINERATION	26,800	8.8
AQUEOUS INORGANIC TREATMENT	6,836	2.2
OTHER TREATMENT	4,182	1.4
LAND TREATMENT/APPLICATION/FARMING	922	0.3
SLUDGE TREATMENT	159	0.1
STABILIZATION	71	0.0
OTHER DISPOSAL	36	0.0
SOLVENTS RECOVERY	19	0.0
OTHER RECOVERY	1	0.0
FUEL BLENDING	0	0.0

EPA ID

MND006172969 3M - COMPANY COTTAGE GROVE
MND006148092 GOPHER RESOURCE CORPORATION
MND041775008 GERDAU AMERISTEEL ST. PAUL
MND981098478 U.S. FILTER/IONPURE INC.
MND006172902 3M - HUTCHINSON
MND006207773 FORD MOTOR COMPANY
MND006963508 NORTHWEST AIRLINES, INC.
MND006173082 3M - CENTER
MND006162820 MARATHON ASHLAND PETROLEUM, LLC
MND006172621 CO-OPERATIVE PLATING COMPANY
MND000686071 FLINT HILLS RESOURCES, L.P.
MND980681589 AVTEC FINISHING SYSTEMS, INC.
MND000686709 ASHLAND DISTRIBUTION COMPANY - SHAKOPEE
MND006160014 PLATING INC
MND981953045 SAFETY-KLEEN SYSTEMS INC
MNT280010257 NICO PRODUCTS, INC.
MND985677954 BOSTON SCIENTIFIC SCIMED, INC.
MND981097884 SAFETY-KLEEN SYSTEMS INC
MND006147268 MULTEK FLEXIBLE CIRCUITS, INC. 805 NORTH
MND985719475 NEW BRIGHTON WATER TREATMENT PLANT 1
MND006456768 HUTCHINSON TECHNOLOGY INCORPORATED
MND006167332 ANDERSEN CORPORATION
MND980615736 UNIVAR USA INC.
MND006253801 SUPERIOR PLATING INC
MND006219232 MICOM CORPORATION
MND064762784 SPECTRO ALLOYS CORP.
MND980794705 DOUGLAS CORPORATION
MND077636397 INNOVEX, INC.
MND054487756 MCNEILUS TRUCK & MANUFACTURING
MND006156590 FEDERAL CARTRIDGE COMPANY
MND006209860 CRYSTAL CABINET WORKS INC
MND985748763 ANAGRAM INTERNATIONAL INC
MND985767482 ECO FINISHING COMPANY
MND022888143 DETERMAN BROWNIE INC
MND083467688 MAYO CLINIC ROCHESTER
MND982424202 MULTEN FLEXIBLE CIRCUITS, INC. 1150 SHEL
MN0000981415 UNIV. OF MINNESOTA TCEM
MND982205874 BERGQUIST COMPANY - SIL-PATFL-PATFL-PnIST* (INNOVEXCOLD SP T* Tj ANITNY)T(DOUGLAS CORPORATI
MND982636524
MND006478523
MND981089832
MNR000071167
MND980501167
MND118765791
MND050730175
MNR000052050
MND076522267
MNT280010133
MND006478093
MND079727061

EPA ID	Site Name	
MND006148092	GOPHER RESOURCE CORPORATION	EAGAN
MND006172969	3M - COMPANY COTTAGE GROVE	COTTAGE GROVE
MND981098478	U.S. FILTER/IONPURE INC.	ROSEVILLE
MND000686709	ASHLAND DISTRIBUTION COMPANY - SHAKOPEE	SHAKOPEE
MND981953045	SAFETY-KLEEN SYSTEMS INC	BLAINE
MND981097884	SAFETY-KLEEN SYSTEMS INC	EAGAN
MND980615736	UNIVAR USA INC.	ST. PAUL
MN0000981415	UNIV. OF MINNESOTA TCEM	MINNEAPOLIS
MND980996805	ENIVRO-CHEM, INC.	
MND000826206	XCEL ENERGY CHESTNUT HAZARDOUS WASTE STO	
MND000773341	DULUTH AIR NATIONAL GUARD BASE	ROSEVS
MND000824052	MINNESOTA POWER - TSD FACILITY	STFRANCINDS
MND083467688	MAYO CLINIC ROCHESTER	
MND081138604	ALLIANT TECHSYSTEMS PROVING GROUNDS	

303,553

MINNESOTA

2005 WASTE RECEIPTS, CONTINUED

Management Method	Quantity Managed (tons)	Percentage of Quantity	Number of Facilities	Percentage of Facilities
AQUEOUS INORGANIC TREATMENT	5,294	1.7	2	14.3
FUEL BLENDING	0	0.0	1	7.1
INCINERATION	26,158	8.6	5	35.7
METALS RECOVERY	267,129	88.0	4	28.6
OTHER RECOVERY	1	0.0	1	7.1
OTHER TREATMENT	1,296	0.4	2	14.3
SLUDGE TREATMENT	159	0.1	1	7.1
SOLVENTS RECOVERY	0	0.0	2	14.3
STORAGE AND/OR TRANSFER	3,516	1.2	11	78.6

~~Management Method~~

METALS RECOVERY
 INCINERATION
 AQUEOUS INORGANIC TREATMENT
 STORAGE AND/OR TRANSFER
 OTHER TREATMENT
 SLUDGE TREATMENT
 OTHER RECOVERY
 FUEL BLENDING
 SOLVENTS RECOVERY

MINNESOTA

2005 INTERSTATE SHIPMENTS AND RECEIPTS

24 Quantity of RCRA Hazardous Waste Interstate Shipments: 52,238 Tons

25 Quantity of RCRA Hazardous Waste Interstate Receipts: 269,936 Tons

EPA ID	Site Name	
MSD096046792	E.I. DU PONT DE NEMOURS AND CO	PASS CHRISTIAN
MSD033417031	FIRST CHEMICAL CORPORATION	PASCAGOULA
MSD980601686	CATERPILLAR REMANUFACTURING SERVICES	CORINTH
MSD008158685	NUCOR STEEL JACKSON, INC.	FLOWOOD
MSD050648757	NORTHROP GRUMMAN SHIP SYSTEMS, INC.	PASCAGOULA
MSD054179403	CHEVRON PRODUCTS COMPANY PASCAGOULA	PASCAGOULA
MSD985966514	CENTRAL GALVANIZING, INC.	KOSCIUSKO
MSR000002402	CATERPILLAR REMANUFACTURED COMPONENTS	BOONEVILLE
MSR000101014	NISSAN NORTH AMERICA, INC.	CANTON
MSD980729198	GORDON REDD LUMBER COMPANY	BROOKHAVEN
MSD077655876	HOLCIM (US) INC.	ARTESIA
MSD000742668	GE PLASTICS	BAY SAINT LOUIS
MSD000829150	ASHLAND DISTRIBUTION	JACKSON
MSD985980481	DOUBLECOTE	JACKSON
MSR000000026	PIPER METAL FORMING CORPORATION	NEW ALBANY
MSD098595317	ERGON REFINING, INC.	VICKSBURG
MSD981931215	SOUTHERN FASTENERS CO	GREENVILLE
MSD008186587	MORTON INTERNATIONAL INC.,	MOSS POINT
MSD010406809	AUTOMATIC PROCESSING, INC.	MOSS POINT
MSD008184657	VALSPAR REFINISH, INC.	PICAYUNE
MSD052512027	AZTEC INDUSTRIES, INC.	RICHLAND
MSD054531215	TRUE TEMPER SPORTS, INC	AMORY
MSD041165747	AKZO NOBEL COATINGS INC	CLINTON
MS0000043307	PRECOAT METALS	JACKSON
MSD007027543	KOPPERS INC.	TIE PLANT
MSD980799480	LUCITE INTERNATIONAL, INC.	OLIVE BRANCH
MSD021019914	AMERICAN WOOD - DIVISION OF POWE TIMBER	RICHTON
MSD081341729	QUEBECOR WORLD KRI, INC.	CORINTH
MSD130452501	THOMAS & BETTS CORPORATION	SOUTHAVEN
MSR000101071	REMAN INC DECATUR PLANT	DECATUR
MSD987112872	PLYMOUTH TUBE COMPANY	EUPORA
MSD982114712	REMAN INC POLKVILLE PLANT	MORTON
MSD000287417	SHERWIN-WILLIAMS, OLIVE BRANCH	OLIVE BRANCH
MSD980709646	EKA CHEMICALS, INC	COLUMBUS
MSR000101808	CPP, LLC	PICAYUNE
MSD980600084	INTERNATIONAL PAPER	WIGGINS
MSR000100909	MPIC STARTER MOTOR SERVICE SHOP	FAYETTE
MSD982110389	HUNTER DOUGLAS, INC.	SHANNON
MSD981924061	RICHARDSON MOLDING INCORPORATED	PHILADELPHIA
MSR000004549	ALUMINUM EXTRUSIONS INC	SENATOBIA
MSD004001244	OMNOVA SOLUTIONS INC.	COLUMBUS
MSD043417476	HOWARD INDUSTRIES INC	LAUREL
MSD082008921	GREIF, INC.	CANTON
MSR000005033	POLYCHEMIE, INC.	BAY SAINT LOUIS
MSD097904932	KAWNEER COMPANY, INC.	
MSR000005074	DESTIN PIPELINE LLC	
MSD000776765	SAFETY-KLEEN SYSTEMS, INC.	
MSR000005934	HOWSE IMPLEMENT COMPANY INC	
MSR000005025	ODOM INDUSTRIES INC	
MSD008183519	FERNWOOD INDUSTRIES, L. L. C.	

MISSISSIPPI

2005 WASTE GENERATION, CONTINUED

4 Quantities of Waste Generated in 2005 That Were Reported with Only Characteristic Waste Codes,

Waste Has Only Characteristic Codes	Tons of Waste Generated	Waste Has Only Listed Codes	Tons of Waste Generated	Waste Has Both Characteristic And Listed Codes	Tons of Waste Generated
ONLY IGNITABLE	738	ONLY AN F CODE	2,061		
ONLY CORROSIVE	207	ONLY A K CODE	323,160		
ONLY REACTIVE	32	ONLY A P CODE	42		
ONLY D004-17	1,661	ONLY A U CODE	115		
ONLY D018-43	148				
HAS MORE THAN ONE		HAS MORE THAN ONE			
	1,264,535		6		
TOTAL	1,267,322	TOTAL	325,384	Both Characteristic and Listed	6,742

5 Quantities of Waste Generated in 2005 That Were Multiply Coded

Waste Has Only Characteristic Codes But More Than One Applies	Tons of Waste Generated	Only Listed Codes But Has More Than One	Tons of Waste Generated	Both Characteristic And Listed Codes	Tons of Waste Generated
HAS IGNITABLE CODE	516			IGN. W/ AT LEAST 1 LSTD	4,766
HAS CORROSIVE CODE	1,264,016			CORR. W/ AT LEAST 1 LSTD	50
HAS REACTIVE CODE	5			REACT. W/ AT LEAST 1 LSTD	37
HAS D004-D017 CODE	1,264,291			D004-17 W/ AT LEAST 1 LSTD	1,452
HAS D018-D043 CODE	363			D018-43 W/ AT LEAST 1 LSTD	4,551
		HAS AN F CODE	6	F WASTE W/ AT LEAST 1 CHAR	5,041
		HAS A K CODE	0	K WASTE W/ AT LEAST 1 CHAR	2,182
		HAS A P CODE	0	P WASTE W/ AT LEAST 1 CHAR	2
		HAS A U CODE	6	U WASTE W/ AT LEAST 1 CHAR	815
TOTAL	1,264,535	TOTAL	6	TOTAL	6,742

Note: Columns may not sum to total because a waste code may apply to more than one waste. Mixtures with ignitable, corrosive, reactive, D004-17, and D018-43 characteristic codes may also contain other characteristic waste codes. Similarly, wastes with F, K, P, and U listed codes may have other listed waste codes.

D001, F003, D002, F005, D007, D008, D035, D009, D018, D006

*Based on the Federal hazardous waste codes most frequently reported, not the quantity generated.

Rank	NAICS	Description	Tons Generated
	3251	Basic Chemical Manufacturing	
	3336	Engiste, Turbine, and Power Transmission Equipment	162.2 -9.76r14He1 hazaf
	3311		
	3328		
	3241		
	3366		
	3211		
	3255		
	3361		
	3273		

MSD096046792	E.I. DU PONT DE NEMOURS AND CO	PASS CHRISTIAN
MSD033417031	FIRST CHEMICAL CORPORATION	PASCAGOULA
MSD008183519	FERNWOOD INDUSTRIES, L. L. C.	FERNWOOD
MSD021019914	AMERICAN WOOD - DIVISION OF POWE TIMBER	RIGHTON
MSD077655876	HOLCIM (US) INC.	ARTESIA
MSD980601686	CATERPILLAR REMANUFACTURING SERVICES	CORINTH
MSD054179403	CHEVRON PRODUCTS COMPANY PASCAGOULA	PASCAGOULA
MSD980729198	GORDON REDD LUMBER COMPANY	BROOKHAVEN
MSD981931215	SOUTHERN FASTENERS CO	
MSD987112872	PLYMOUTH TUBE COMPANY	

1,902,007

AQUEOUS INORGANIC TREATMENT
AQUEOUS ORGANIC TREATMENT
DEEPWELL OR UNDERGROUND INJECTION
ENERGY RECOVERY
INCINERATION
LANDFILL/SURFACE IMPOUNDMENT

MISSISSIPPI

2005 WASTE RECEIPTS

18 Number of RCRA Hazardous Waste Receivers: 3

19 Quantity of RCRA Hazardous Waste Received: 56,696 Tons

20 Fifty Largest RCRA Hazardous Waste Receivers in the State, 2005

Rank	EPA ID	Site Name	City	Quantity Received (Tons)
1	MSD077655876	HOLCIM (US) INC.	ARTESIA	55,961
2	MSD000829150	ASHLAND DISTRIBUTION	JACKSON	557
3	MSD000776765	SAFETY-KLEEN SYSTEMS, INC.	JACKSON	178
Total				56,696

Note: Column may not sum to total due to rounding.
State may have fewer than fifty facilities that received waste.

MISSISSIPPI

2005 WASTE RECEIPTS, CONTINUED

**21 Quantity of RCRA Hazardous Waste Managed by Management Method
Limited to Waste Received from Offsite, 2005**

Management Method	Quantity Managed (tons)	Percentage of Quantity	Number of Facilities	Percentage of Facilities
ENERGY RECOVERY	55,961	98.7	1	33.3
STORAGE AND/OR TRANSFER	736	1.3	2	66.7
	56,696	100.0	3	

**22 Management Method by Quantity of RCRA Hazardous Waste Managed
Limited to Waste Received from Offsite, 2005**

Management Method	Quantity Managed (tons)	Percentage of Quantity	Number of Facilities	Percentage of Facilities
ENERGY RECOVERY	55,961	98.7	1	33.3
STORAGE AND/OR TRANSFER	736	1.3	2	66.7
	56,696	100.0	3	

**23 Management Method and Quantity of RCRA Hazardous Waste Managed by Number of Facilities
Limited to Waste Received from Offsite, 2005**

Management Method	Quantity Managed (tons)	Percentage of Quantity	Number of Facilities	Percentage of Facilities
STORAGE AND/OR TRANSFER	736	1.3	2	66.7
ENERGY RECOVERY	55,961	98.7	1	33.3
	56,696	100.0	3	

Note: Columns may not sum to total due to rounding.
Number of Facilities column may not sum to total because facilities may have multiple handling methods.

MISSISSIPPI

2005 INTERSTATE SHIPMENTS AND RECEIPTS

- 24 Quantity of RCRA Hazardous Waste Interstate Shipments: 20,077 Tons
- 25 Quantity of RCRA Hazardous Waste Interstate Receipts: 55,733 Tons
- 26 Mississippi Interstate Shipment / Receipts (As reported by Mississippi):

MISSOURI

2005 WASTE GENERATION, CONTINUED

4 Quantities of Waste Generated in 2005 That Were Reported with Only Characteristic Waste Codes, Only Listed Waste Codes, or Both Characteristic and Listed Waste Codes

Waste Has Only Characteristic Codes	Tons of Waste Generated	Waste Has Only Listed Codes	Tons of Waste Generated	Waste Has Both Characteristic And Listed Codes	Tons of Waste Generated
ONLY IGNITABLE	5,614	ONLY AN F CODE	3,844		
ONLY CORROSIVE	1,753	ONLY A K CODE	9,945		
ONLY REACTIVE	278	ONLY A P CODE	20		
ONLY D004-17	5,751	ONLY A U CODE	143		
ONLY D018-43	950				
HAS MORE THAN ONE CHARACTERISTIC CODE	18,274	HAS MORE THAN ONE LISTED CODE	678		
TOTAL	32,620	TOTAL	14,630	Both Characteristic and Listed	42,583

5 Quantities of Waste Generated in 2005 That Were Multiply Coded

Waste Has Only Characteristic Codes But More Than One Applies	Tons of Waste Generated	Only Listed Codes But Has More Than One	Tons of Waste Generated	Both Characteristic And Listed Codes	Tons of Waste Generated
HAS IGNITABLE CODE	16,658			IGN. W/ AT LEAST 1 LSTD	41,182
HAS CORROSIVE CODE	13,732			CORR. W/ AT LEAST 1 LSTD	14,404
HAS REACTIVE CODE	463			REACT. W/ AT LEAST 1 LSTD	5,791
HAS D004-D017 CODE	13,750			D004-17 W/ AT LEAST 1 LSTD	17,101
HAS D018-D043 CODE	3,651			D018-43 W/ AT LEAST 1 LSTD	18,761
		HAS AN F CODE	675	F WASTE W/ AT LEAST 1 CHAR	42,254
		HAS A K CODE	424	K WASTE W/ AT LEAST 1 CHAR	4,750
		HAS A P CODE	253	P WASTE W/ AT LEAST 1 CHAR	1,442
		HAS A U CODE	678	U WASTE W/ AT LEAST 1 CHAR	7,254
TOTAL	18,274	TOTAL	678	TOTAL	42,583

Note: Columns may not sum to total because a waste code may apply to more than one waste. Mixtures with ignitable, corrosive, reactive, D004-17, and D018-43 characteristic codes may also contain other characteristic waste codes. Similarly, wastes with F, K, P, and U listed codes may have other listed waste codes.

6 Top Ten Wastes Generated*: D001, D002, F003, F005, D007, D008, D003, D009, D035, D022

*Based on the Federal hazardous waste codes most frequently reported, not the quantity generated.

7 Top Ten Quantities of Waste Generated in 2005, by NAICS Code

Rank	NAICS	Description	Tons Generated
1	5622	Waste Treatment and Disposal	16,567
2	3253	Pesticide, Fertilizer, and Other Agricultural Chemical Manufacturing	14,851
3	3254	Pharmaceutical and Medicine Manufacturing	11,657
4	3313	Alumina and Aluminum Production and Processing	6,131
5	3255	Paint, Coating, and Adhesive Manufacturing	5,005
6	3329	Other Fabricated Metal Product Manufacturing	4,763
7	3314	Nonferrous Metal (except Aluminum) Production and Processing	3,876
8	3361	Motor Vehicle Manufacturing	3,744
9	2123	Nonmetallic Mineral Mining and Quarrying	3,196
10	3259	Other Chemical Product and Preparation Manufacturing	2,496
Total			72,285

MO9890010524	U S DEPT OF ENERGY - KANSAS CITY PLANT
MOD054018288	CONTINENTAL CEMENT CO LLC
MOD981127319	LONE STAR INDUSTRIES INC
MOD029729688	HOLCIM US INC/ENERGIS LLC
MOD056389828	BAYER CROPSCIENCE
MOD030712822	EXIDE TECHNOLOGIES - CANON HOLLOW PLANT
MOD029719200	DYNO NOBEL INC
MOD981505555	HERITAGE ENVIRONMENTAL SERVICES LLC
MOD000610766	SOLVENT RECOVERY CORP
MOD059200089	BUICK RESOURCE RECYCLING FACILITY
MOD077887909	EXPERT MANAGEMENT INC
MO4213820489	LAKE CITY ARMY AMMUNITION PLANT
MOD007121841	TNEMEC CO INC
MOD095479978	U S PAINT CORP
MOD050226075	BASF CORP
MOD075892646	A B B INC
MOD122604721	TRI-RINSE INC
MOD981712425	LHB INDUSTRIES
MOD981725336	TRACKER MARINE CLINTON
MOD981117377	FUJIFILM SERICOL USA INC
MOD006274732	P D GEORGE CO
MOD006302277	QUAKER WINDOW PRODUCTS CO
MOD981128648	BREWER SCIENCE INC
MOR000008334	NSOURC881PMUNNMEHHWCLING FACILITYBASF CORONORTH ARILM A9,520
MOD981704992	
MOD000766873	

339,520

National Biennial RCRA Hazardous Waste Report: Based on 2005 Data

Management Method	Quantity Managed (tons)	
AQUEOUS INORGANIC TREATMENT	92	0.0
AQUEOUS ORGANIC TREATMENT	262	0.1
ENERGY RECOVERY	194,680	57.3
FUEL BLENDING	1,620	
INCINERATION	14,439	
LAND TREATMENT/APPLICATION/FARMING	144	
LANDFILL/SURFACE IMPOUNDMENT	3,379	
METALS RECOVERY	772	
OTHER RECOVERY	2,493	
OTHER TREATMENT	117,715	
SOLVENTS RECOVERY	545	
STABILIZATION	3,379	

Rank	EPA ID	Site Name	City	Quantity Shipped (Tons)
1	MOD029729688	HOLCIM US INC/ENERGIS LLC	CLARKSVILLE	9,830
2	MOD096726484	MALLINCKRODT INC	ST LOUIS	7,494
3	MOD093750966	NORANDA ALUMINUM INC	NEW MADRID	5,914
4	MO4213820489	LAKE CITY ARMY AMMUNITION PLANT	INDEPENDENCE	4,208
5	MOD054018288	CONTINENTAL CEMENT CO LLC	HANNIBAL	3,190
6	MOD981505555	HERITAGE ENVIRONMENTAL SERVICES LLC	KANSAS CITY	3,177
7	MOD007118078	FORD MOTOR CO KC ASSEMBLY PLANT	CLAYCOMO	2,619
8	MOD086787371	COOK COMPOSITES & POLYMERS CO	NORTH KANSAS CITY	2,457
9	MOD985791995	TEVA PHARMACEUTICALS USA	MEXICO	2,116
10	MOD006274732	P D GEORGE CO	ST LOUIS	1,969
11	MOD981722762	AEROFIL TECHNOLOGY INC	SULLIVAN	1,417
12	MOD043937895	3M CO	SPRINGFIELD	1,344
13	MOD095038329	CLARIANT LSM MISSOURI INC	SPRINGFIELD	1,253
14	MOD980962773	SIGMA-ALDRICH MFG LLC	ST LOUIS	877
15	MOD056389828	BAYER CROPSCIENCE	KANSAS CITY	836
16	MO0000860908	SIEGEL-ROBERT AUTOMOTIVE FARMINGTON	FARMINGTON	816
17	MOD046740148	EAGLE PICHER TECHNOLOGIES LLC	JOPLIN	791
18	MOR000004010	SINCLAIR & RUSH INC	ARNOLD	728
19	MOD980973564	SAFETY-KLEEN SYSTEMS INC	INDEPENDENCE	654
20	MOD981127319	LONE STAR INDUSTRIES INC	CAPE GIRARDEAU	626
21	MOD006284335	NORTH AMERICAN GALVANIZING CO - ST LOUIS	ST LOUIS	596
22	MOD000610766	SOLVENT RECOVERY CORP	KANSAS CITY	549
23	MOD006273726	SIGMA-ALDRICH MFG LLC	ST LOUIS	545
24	MOD059200089	BUICK RESOURCE RECYCLING FACILITY	BOSS	496
25	MOD985769520	PLAZE INC	ST CLAIR	459
26	MOD981123391	WASTE EXPRESS INC	KANSAS CITY	452
27	MOD006287619	PRINTPACK INC	HAZELWOOD	431
28	MOD010643153	ENERGIZER BATTERY MANUFACTURING CO INC	MARYVILLE	418
29	MOD000669069	SAFETY-KLEEN SYSTEMS INC	SPRINGFIELD	378
30	MOD006333975	ARCH TECHNOLOGY HOLDING LLC	ST CHARLES	376
31	MOD000818906	MCDONNELL DOUGLAS CORP - TRACT II	BERKELEY	371
32	MOD007121841	TNEMEC CO INC	NORTH KANSAS CITY	349
33	MOD981715824	EFCO CORP	MONETT	342
34	MOD000829705	FRONT ST REMEDIAL ACTION CORP	KANSAS CITY	342
35	MOD054950670	3M COLUMBIA	COLUMBIA	335
36	MOD057894321	3M CO	NEVADA	333
37	MOD085002319	DAIMLERCHRYSLER ST LOUIS ASSEMBLY COMPLX	FENTON	327
38	MOD000669051	SAFETY-KLEEN SYSTEMS INC	CAPE GIRARDEAU	324
39	MOT300010261	GENERAL MOTORS WENTZVILLE ASSEMBLY	WENTZVILLE	320
40	MOD085908259	PM RESOURCES INC	BRIDGETON	309
41	MOD006272876	FORD MOTOR CO ST LOUIS ASSEMBLY	HAZELWOOD	306
42	MO9890010524	U S DEPT OF ENERGY - KANSAS CITY PLANT	KANSAS CITY	273
43	MOD985793058	NORDENIA USA INC	JACKSON	270
44	MOD046737524	NORTH AMERICAN GALVANIZING CO - KC	KANSAS CITY	245
45	MOR000000422	PACIFIC EPOXY POLYMERS INC	RICHMOND	219
46	MOD007179823	HYDRO ALUMINUM NORTH AMERICA	MONETT	214
47	MOD095486312	SAFETY-KLEEN SYSTEMS INC	ST CHARLES	210
48	MOD980971626	SAFETY-KLEEN SYSTEMS INC	COLUMBIA	206
49	MOD050226075	BASF CORP	PALMYRA	206
50	MOD007129935	INTERNATIONAL PAPER JOPLIN TREATED WOOD	JOPLIN	205
Total				62,726

Note: Column may not sum to total due to rounding.
State may have fewer than fifty shippers.

MISSOURI

2005 WASTE RECEIPTS

- 18 Number of RCRA Hazardous Waste Receivers: 17
- 19 Quantity of RCRA Hazardous Waste Received: 199,926 Tons

20 Fifty Largest RCRA Hazardous Waste Receivers in the State, 2005

Rank	EPA ID	Site Name	City	Quantity Received (Tons)
1	MOD054018288	CONTINENTAL CEMENT CO LLC	HANNIBAL	69,375
2	MOD981127319	LONE STAR INDUSTRIES INC	CAPE GIRARDEAU	62,277
3	MOD029729688	HOLCIM US INC/ENERGIS LLC	CLARKSVILLE	56,561
4	MOD000610766	SOLVENT RECOVERY CORP	KANSAS CITY	4,461
5	MOD029719200	DYNO NOBEL INC	CARTHAGE	2,441
6	MOD981505555	HERITAGE ENVIRONMENTAL SERVICES LLC	KANSAS CITY	1,947
7	MOD059200089	BUICK RESOURCE RECYCLING FACILITY	BOSS	772
8	MOD056389828	BAYER CROPSCIENCE	KANSAS CITY	768
9	MOD981123391	WASTE EXPRESS INC	KANSAS CITY	410
10	MOD980973564	SAFETY-KLEEN SYSTEMS INC	INDEPENDENCE	208
11	MOD000669069	SAFETY-KLEEN SYSTEMS INC	SPRINGFIELD	160
12	MOD980971626	SAFETY-KLEEN SYSTEMS INC	COLUMBIA	138
13	MOD000669051	SAFETY-KLEEN SYSTEMS INC	CAPE GIRARDEAU	125
14	MOD095486312	SAFETY-KLEEN SYSTEMS INC	ST CHARLES	107
15	MOR000008334	KANSAS CITY REGIONAL HHW FACILITY	KANSAS CITY	69
16	MOD075892646	A B B INC	JEFFERSON CITY	54
17	MOD122604721	TRI-RINSE INC	ST LOUIS	52
Total				199,926

Note: Column may not sum to total due to rounding.
 State may have fewer than fifty facilities that received waste.

MISSOURI

2005 WASTE RECEIPTS, CONTINUED

Management Method	Quantity Managed (tons)	Percentage of Quantity	Number of Facilities	Percentage of Facilities
AQUEOUS INORGANIC TREATMENT	92	0.0	1	5.9
AQUEOUS ORGANIC TREATMENT	4	0.0	1	5.9
ENERGY RECOVERY	189,646	94.9	4	23.5
FUEL BLENDING	1,185	0.6	3	17.6
INCINERATION	823	0.4	3	17.6
METALS RECOVERY	772	0.4	1	5.9
OTHER RECOVERY	2,493	1.2	2	11.8
OTHER TREATMENT	5	0.0	1	5.9
STORAGE AND/OR TRANSFER	4,906	2.5	9	52.9

ENERGY RECOVERY8b Q q 348.35999 568.27997 56.44 7.64 re W n BT /TT,998 58 557.59998 577.(E AND/831.52 7.684 625.64001 m 530.08002 625.64001 I S 535.3
450re W

MISSOURI

2005 INTERSTATE SHIPMENTS AND RECEIPTS

24 Quantity of RCRA Hazardous Waste Interstate Shipments: 50,091 Tons

25 Quantity of RCRA Hazardous Waste Interstate Receipts: 169,960 Tons

26 Missouri Interstate Shipment / Receipts (As reported by Missouri):

The State to which Missouri shipped the largest quantity of waste was Arkansas (9,027 tons).

The State that shipped the largest quantity of waste to Missouri was Kentucky (34,541 tons).

EPA ID	Site Name	City
MTD057561763	COLUMBIA FALLS ALUMINUM CO LLC	COLUMBIA FALLS
MTD010380574	EXXONMOBIL REFINING AND SUPPLY CO	BILLINGS
MTD006230346	ASARCO LLC EAST HELENA PLANT	EAST HELENA
MTD006238083	CHS INC LAUREL REFINERY	LAUREL
MTD079711198	TRANSBAS INC	BILLINGS
MTD006229405	CONOCOPHILLIPS CO BILLINGS REFINERY	BILLINGS
MTD000475194	MONTANA REFINING COMPANY	GREAT FALLS
MTD982648099	SEMITOOL INC RESERVE DR	KALISPELL
MTD035237940	GLAXOSMITHKLINE BIOLOGICALS N AMERICA	HAMILTON
MTR000004168	COLUMBUS PROCESSING FACILITY	COLUMBUS
MTD057558546	RHODIA INC SILVER BOW PLANT	BUTTE
MTD986067197	CENEX PETROLEUM TERMINAL GLENDIVE	GLENDIVE
MTD000716787	BN PARADISE TIE PLANT	PARADISE
MTR000202879	EAST ANACONDA YARDS LOT 3	ANACONDA
MT2890090036	MIKE MANSFIELD ADVANCED TECHNOLOGY CENTE	BUTTE
MTR000002048	SPECTRUM AQUATICS	MISSOULA
MTD006229488	SPENCER FLUID POWER	BILLINGS
MTD065569048	MSU BOZEMAN MONTANA STATE UNIVERSITY	BOZEMAN
MTD006237234	BN KALISPELL POLE & TIMBER	KALISPELL
MTR000202929	LARGENT SCHOOL	GREAT FALLS
MTT000622191	CONOCOPHILLIPS CO MISSOULA TERMINAL	MISSOULA
MTD000706903	EXXONMOBIL HELENA TERMINAL	HELENA
MTR000004754	REC ADVANCED SILICON MATERIALS LLC	BUTTE
MTD010379709	U OF M MISSOULA	MISSOULA
MTR000203331	FORMER RADIATOR SHOP	BOZEMAN
MTD000710236	PP&L MONTANA LLC COLSTRIP 1 & 2	COLSTRIP
MTR000200915	CIRCLE HIGH SCHOOL SHOP	CIRCLE
MTD980667166	TRANSCO RAILWAY PRODUCTS INC DIV 30	MILES CITY
MTR000201863	MONTANA RAIL LINK FRMR QUALITY CONCRETE	BILLINGS
MTD980330609	PP&L MONTANA LLC COLSTRIP 3 & 4	COLSTRIP
MTT000622225	CONOCOPHILLIPS GREAT FALLS PRODUCT TERM	GREAT FALLS
MT8571924556	MALMSTROM AIR FORCE BASE MAFB	GREAT FALLS
MTR000007229	SONJUS INDUSTRIAL INC	KALISPELL
MTD986073583	MONTANA POLE AND TREATING PLANT 220	BUTTE
MTR000203208	LITTLE RUSSELL	GREAT FALLS
MTD006229074	MISSOULA WHITE PINE SASH COMPANY	MISSOULA
MTD060273232	EXXONMOBIL BOZEMAN TERMINAL	BOZEMAN
MTR000201855	CUT BANKS PUBLIC SCHOOLS	CUT BANK
MTD093301836	WESTERN ENERGY CO ROSEBUD MINE	COLSTRIP
MTR000200899	GERALDINE HIGH SCHOOL 0214	GERALDINE
MTD986067031	BLACKS RADIATOR REPAIR	HELENA
MTD982587479	ST PETERS HOSPITAL	HELENA

MONTANA

2005 WASTE GENERATION, CONTINUED

4 Quantities of Waste Generated in 2005 That Were Reported with Only Characteristic Waste Codes, Only Listed Waste Codes, or Both Characteristic and Listed Waste Codes

Waste Has Only Characteristic Codes	Tons of Waste Generated	Waste Has Only Listed Codes	Tons of Waste Generated	Waste Has Both Characteristic And Listed Codes	Tons of Waste Generated
ONLY IGNITABLE	21	ONLY AN F CODE	221		
ONLY CORROSIVE	7	ONLY A K CODE	3,788		
ONLY REACTIVE	0	ONLY A P CODE	0		
ONLY D004-17	1,784	ONLY A U CODE	2		
ONLY D018-43	52				
HAS MORE THAN ONE CHARACTERISTIC CODE	96	HAS MORE THAN ONE LISTED CODE	815		
TOTAL	1,959	TOTAL	4,826	Both Characteristic and Listed	433

5 Quantities of Waste Generated in 2005 That Were Multiply Coded

Waste Has Only Characteristic Codes But More Than One Applies	Tons of Waste Generated	Only Listed Codes But Has More Than One	Tons of Waste Generated	Both Characteristic And Listed Codes	Tons of Waste Generated
HAS IGNITABLE CODE	72			IGN. W/ AT LEAST 1 LSTD	179
HAS CORROSIVE CODE	45			CORR. W/ AT LEAST 1 LSTD	8
HAS REACTIVE CODE	36			REACT. W/ AT LEAST 1 LSTD	36
HAS D004-D017 CODE	42			D004-17 W/ AT LEAST 1 LSTD	234
HAS D018-D043 CODE	17			D018-43 W/ AT LEAST 1 LSTD	161
		HAS AN F CODE	815	F WASTE W/ AT LEAST 1 CHAR	157
		HAS A K CODE	815	K WASTE W/ AT LEAST 1 CHAR	79
		HAS A P CODE	0	P WASTE W/ AT LEAST 1 CHAR	0
		HAS A U CODE	0	U WASTE W/ AT LEAST 1 CHAR	225
TOTAL	96	TOTAL	815	TOTAL	433

Note: Columns may not sum to total because a waste code may apply to more than one waste. Mixtures with ignitable, corrosive, reactive, D004-17, and D018-43 characteristic codes may also contain other characteristic waste codes. Similarly, wastes with F, K, P, and U listed codes may have other listed waste codes.

6 Top Ten Wastes Generated*: D001, D002, D007, D008, F003, D006, F005, D009, D018, D004

*Based on the Federal hazardous waste codes most frequently reported, not the quantity generated.

7 Top Ten Quantities of Waste Generated in 2005, by NAICS Code

Rank	NAICS	Description	Tons Generated
1	3241	Petroleum and Coal Products Manufacturing	2,528
2	3313	Alumina and Aluminum Production and Processing	2,388
3	3314	Nonferrous Metal (except Aluminum) Production and Processing	1,260
4	4249	Miscellaneous Nondurable Goods Merchant Wholesalers	642
5	3332	Industrial Machinery Manufacturing	115
6	3254	Pharmaceutical and Medicine Manufacturing	74
7	4247	Petroleum and Petroleum Products Merchant Wholesalers	46
8	3251	Basic Chemical Manufacturing	34
9	5629	Remediation and Other Waste Management Services	24
10	6113	Colleges, Universities, and Professional Schools	14
Total			7,127

MONTANA

2005 WASTE MANAGEMENT

8 Number of RCRA Facilities Contributing to the Hazardous Waste Managed: 3

9 Quantity of RCRA Hazardous Waste Managed: 1,256 Tons

10 Fifty Largest RCRA Hazardous Waste Management Facilities in the State, 2005

Rank	EPA ID	Site Name	City	Tons of Waste Managed
1	MTD010380574	EXXONMOBIL REFINING AND SUPPLY CO	BILLINGS	1,254
2	MTD006237234	BN KALISPELL POLE & TIMBER	KALISPELL	3
3	MTD010379709	U OF M MISSOULA	MISSOULA	0
Total				1,256

Note: Column may not sum to total due to rounding.
State may have fewer than fifty RCRA facilities contributing to the hazardous waste managed.

INCINERATION

2005 WASTE RECEIPTS, CONTINUED

6,008 Tons

0 Tons

NAVAJO NATION

2005 WASTE GENERATION

1 Number of Generators Contributing to the Hazardous Waste Generated: 3

2 Quantity of RCRA Hazardous Waste Generated: 91 Tons

3 Fifty Largest RCRA Hazardous Waste Generators in the State, 2005

Rank	EPA ID	Site Name	City	Total Generated (Tons)
1	NND104150024	PEABODY WESTERN COAL COMPANY	BLACK MESA	87
2	NND986668853	RAYTHEON MISSILE SYSTEMS NAPI FAC	FARMINGTON	3
3	NNT000624593	TRANSWESTERN PIPELINE COMPANY	NEAR KLAGETON	1
Total				91

Note: State may have fewer than fifty generators that contributed to the hazardous waste generated.

NAVAJO NATION

2005 WASTE GENERATION, CONTINERATION, CONTINERATION,nDns of

4 Quantities of Waste Generated in 2005 That Were Reported with Only Characteristic Waste Codes,

Waste Has Only Characteristic Codes	Tons of Waste Generated	Waste Has Only Listed Codes	Tons of Waste Generated	Waste Has Both Characteristic And Listed Codes	Tons of Waste Generated
ONLY IGNITABLE	1	ONLY AN F CODE	2		
ONLY CORROSIVE	0	ONLY A K CODE	0		
ONLY REACTIVE	0	ONLY A P CODE	0		
ONLY D004-17	1	ONLY A U CODE	0		
ONLY D018-43	1				
HAS MORE THAN ONE		HAS MORE THAN ONE			
	67		0		
TOTAL	70	TOTAL	2	Both Characteristic and Listed	19

5 Quantities of Waste Generated in 2005 That Were Multiply Coded

Waste Has Only Characteristic Codes But More Than One Applies	Tons of Waste Generated	Only Listed Codes But Has More Than One	Tons of Waste Generated	Both Characteristic And Listed Codes	Tons of Waste Generated
HAS IGNITABLE CODE	0			IGN. W/ AT LEAST 1 LSTD	1
HAS CORROSIVE CODE	0			CORR. W/ AT LEAST 1 LSTD	0
HAS REACTIVE CODE	0			REACT. W/ AT LEAST 1 LSTD	0
HAS D004-D017 CODE	67			D004-17 W/ AT LEAST 1 LSTD	1
HAS D018-D043 CODE	67			D018-43 W/ AT LEAST 1 LSTD	18
		HAS AN F CODE	0	F WASTE W/ AT LEAST 1 CHAR	19
		HAS A K CODE	0	K WASTE W/ AT LEAST 1 CHAR	0
		HAS A P CODE	0	P WASTE W/ AT LEAST 1 CHAR	0
		HAS A U CODE	0	U WASTE W/ AT LEAST 1 CHAR	0
TOTAL	67	TOTAL	0	TOTAL	19

Note: Columns may not sum to total because a waste code may apply to more than one waste. Mixtures with ignitable, corrosive, reactive, D004-17, and D018-43 characteristic codes may also contain other characteristic waste codes. Similarly, wastes with F, K, P, and U listed codes may have other listed waste codes.

NAVAJO NATION

2005 WASTE MANAGEMENT, CONTINUED

Tables 11, 12, 13, and 14 have been omitted from this report because there were no facilities in the Navajo Nation that reported managing RCRA hazardous waste in 2005.

NAVAJO NATION

2005 WASTE SHIPMENTS

15 Number of RCRA Hazardous Waste Shippers: 3

16 Quantity of RCRA Hazardous Waste Shipped: 85

17 Fifty Largest RCRA Hazardous Waste Shippers in the State, 2005

Rank	EPA ID	Site Name	City	Quantity Shipped (Tons)
1	NND104150024	PEABODY WESTERN COAL COMPANY	BLACK MESA	81
2	NND986668853	RAYTHEON MISSILE SYSTEMS NAPI FAC	FARMINGTON	3
3	NNT000624593	TRANSWESTERN PIPELINE COMPANY	NEAR KLAGETON	1
Total				85

Note: Column may not sum to total due to rounding.
State may have fewer than fifty shippers.

NAVAJO NATION

2005 WASTE RECEIPTS

Tables 18, 19, and 20 have been omitted from this report because there were no facilities in the Navajo Nation that reported receiving RCRA hazardous waste in 2005.

NAVAJO NATION

2005 WASTE RECEIPTS, CONTINUED

Tables 21, 22, and 23 have been omitted from this report because there were no facilities in the Navajo Nation that reported receiving RCRA hazardous waste in 2005.

			Tons of Waste Managed
NED981723513	CLEAN HARBORS ENV SERVICES	KIMBALL	34,275
NED000610550	TETRA MICRONUTRIENTS	FAIRBURY	666
NED068652981	KAWASAKI MOTORS MFG CORP USA	LINCOLN	43
NED043534635	GENERAL DYNAMICS LINCOLN OPERATIONS	LINCOLN	19
NED007267388	CHIEF INDUSTRIES INC FABRICATION DIV	GRAND ISLAND	6
NED068655968	ADC DIGITAL COMMUNICATIONS INC	SIDNEY	2
NED000610691	LOZIER CORP	OMAHA	1
NED000610709	LOZIER CORP	OMAHA	0
Total			35,012

NED087069050
NED000610550
NED981723513
NED981495724
NED007281728
NED053316535
NER000503169
NED068652981
NER000005710
NED007263619
NED035036201
NED986387850
NED007274699
NED007260870
NED980971733
NED099564684
NER000502260
NED007285257
NED091995159
NED000822775
NED986384725
NED007259054
NED091992628
NED007266331
NED007265077

Rank	EPA ID	Site Name	City	Quantity Received (Tons)
1	NED981723513	CLEAN HARBORS ENV SERVICES	KIMBALL	35,336
2	NED000610550	TETRA MICRONUTRIENTS	FAIRBURY	333
3	NED981495724	SAFETY-KLEEN SYSTEMS INC	OMAHA	285
4	NED053316535	SAFETY-KLEEN SYSTEMS INC	GRAND ISLAND	156
Total				36,110

Column may not sum to total due to rounding.

2005 WASTE RECEIPTS, CONTINUED

NEBRASKA

2005 INTERSTATE SHIPMENTS AND RECEIPTS

24 Quantity of RCRA Hazardous Waste Interstate Shipments: 33,209 Tons

25 Quantity of RCRA Hazardous Waste Interstate Receipts: 32,169 Tons

26 Nebraska Interstate Shipment / Receipts (As reported by Nebraska):

The State to which Nebraska shipped the largest quantity of waste was Idaho (25,506 tons).

The State that shipped the largest quantity of waste to Nebraska was Maryland (7,011 tons).

NVR000080457
NVD980895338
NV1210090006
NVR000080465
NVR000000018
NVD986771392
NVD982498289
NVR000073874
NVR000041855
NVT330010000

4 Quantities of Waste Generated in 2005 That Were j146.2399ni 617, IS216 545.47998 m351 545.47998 I, 3 545.479mm351 5

Waste Has Only Characteristic Codes	Tons of Waste Generated	Waste Has Only Listed Codes	Tons of Waste Generated	Waste Has Both Characteristic And Listed Codes	Tons of Waste Generated
ONLY IGNITABLE	185	ONLY AN F CODE	244		
ONLY CORROSIVE	179	ONLY A K CODE	0		
ONLY REACTIVE	2,118	ONLY A P CODE	11		
ONLY D004-17	7,632	ONLY A U CODE	1		
ONLY D018-43	169				
HAS MORE THAN ONE		HAS MORE THAN ONE			
	826		0		
TOTAL	11,109	TOTAL	255	Both Characteristic and Listed	1,584

5 Quantities of Waste Generated in 2005 That Were Multiply Coded

Waste Has Only Characteristic Codes But More Than One Applies	Tons of Waste Generated	Only Listed Codes But Has More Than One	Tons of Waste Generated	Both Characteristic And Listed Codes	Tons of Waste Generated
HAS IGNITABLE CODE	548			IGN. W/ AT LEAST 1 LSTD	316
HAS CORROSIVE CODE	235			CORR. W/ AT LEAST 1 LSTD	458
HAS REACTIVE CODE	33			REACT. W/ AT LEAST 1 LSTD	20
HAS D004-D017 CODE	374			D004-17 W/ AT LEAST 1 LSTD	1,151
HAS D018-D043 CODE	587			D018-43 W/ AT LEAST 1 LSTD	436
		HAS AN F CODE	0	F WASTE W/ AT LEAST 1 CHAR	1,356
		HAS A K CODE	0	K WASTE W/ AT LEAST 1 CHAR	202
		HAS A P CODE	0	P WASTE W/ AT LEAST 1 CHAR	167
		HAS A U CODE	0	U WASTE W/ AT LEAST 1 CHAR	379
TOTAL	826	TOTAL	0	TOTAL	1,584

NVT330010000	US ECOLOGY NEVADA	BEATTY
NVD980895338	21ST CENTURY EMI	FERNLEY
NV5210090010	NEW BOMB FACILITY (HAWTHORNE ARMY DEPOT)	
NV1210090006	HAWTHORNE ARMY DEPOT	
NVD982498289	GREG STREET PLATING AND METAL FINISHING	
NV3890090001	U. S. DOE, NNSA/NSO	
NVT330010182	UNIVERSITY OF NEVADA LAS VEGAS	

58,939

AQUEOUS INORGANIC TREATMENT

NEVADA

2005 WASTE SHIPMENTS

15 Number of RCRA Hazardous Waste Shippers: 74

16 Quantity of RCRA Hazardous Waste Shipped: 16,639

17 Fifty Largest RCRA Hazardous Waste Shippers in the State, 2005

Rank	EPA ID	Site Name	City	Quantity Shipped (Tons)
1	NVD980895338	21ST CENTURY EMI	FERNLEY	6,168
2	NVR000080457	RAINBOW GARDENS RESTORATION AREA	LAS VEGAS	2,751
3	NV1210090006	HAWTHORNE ARMY DEPOT	HAWTHORNE	1,995
4	NVR000080465	LAVA BUTTE RESTORATION AREA	LAS VEGAS	1,810
5	NVR000066837	SAFETY-KLEEN SYSTEMS, INC	N LAS VEGAS	568
6	NVR000000018	WAL-MART RC 9153	NORTH LAS VEGAS	491
7	NVD986771392	MASTER-HALCO, INC.	RENO	297
8	NVR000073874	CORTEZ GOLD MINE-PIPELINE	CRESCENT VALLEY	217
9	NVR000041855	QUEBECOR WORLD NEVADA, INC.	FERNLEY	197
10	NV3890090001	U. S. DOE, NNSA/NSO	MERCURY	170
11	NVD000626531	BARRICK GOLDSTRIKE	CARLIN	156
12	NVR000001495	E.I. DUPONT DE NEMOURS & CO	RENO	132
13	NVD982041345	LIFETOUCH PORTRAIT STUDIOS	RENO	114
14	NVD980885560	AMERICAN ASSAY LAB	SPARKS	108
15	NVD008477820	HAMILTON COMPANY	RENO	96
16	NVD981641434	R.R. DONNELLEY	RENO	94
17	NVD067817882	INSPECTORATE DBA ROCKY MOUNTAIN GEOCHEM	SPARKS	89
18	NVD990764961	CALNEV PIPE LINE LLC LAS VEGAS TERMINAL	LAS VEGAS	77
19	NVD062081500	PIONEER AMERICAS LLC	HENDERSON	73
20	NVR000076034	CAROLINA SUPPLY CHAIN SERVICES	RENO	70
21	NVT982401200	SIERRA X-RAY SERVICES, INC	RENO	53
22	NVR000080713	WEST COAST DEMANUFACTURING	SPARKS	52
23	NVR000072504	LAS VEGAS FINISHING, LLC	LAS VEGAS	46
24	NVD982467250	DURA-BOND BEARING CO	CARSON CITY	46
25	NV7570024110	USAF - NELLIS AIR FORCE BASE (NAFB)	NAFB	44
26	NVD096691886	QUEENSTAKE RESOURCES JERRITT CANYON MINE	ELKO	42
27	NVD000627034	GOLD QUARRY	CARLIN	39
28	NVR000000836	SIERRA PACKAGING AND CONVERTING LLC	SPARKS	37
29	NVR000076422	A.R.E. ACCESSORIES, LLC	FERNLEY	36
30	NVR000078501	CAPITAL CABINET CORPORATION	NORTH LAS VEGAS	35
31	NV0000991364	AL PHILLIPS THE CLEANER	LAS VEGAS	34
32	NVR000003079	NATIONAL LAS VEGAS, INC. (ADERA CORP.)	LAS VEGAS	32
33	NVD982030520	NEVADA WOOD PRESERVING	SILVER SPRINGS	31
34	NVD981963549	UNIVERSITY OF NEVADA, RENO	RENO	31
35	NVR000031302	SMI JOIST NEVADA	FALLON	28
36	NVD986776169	COSTCO WHOLESALE #25	RENO	27
37	NVT000612176	VALENCE TECHNOLOGY INC.	HENDERSON	27
38	NVD982498289	GREG STREET PLATING AND METAL FINISHING	SPARKS	22
39	NVR000075838	QUEST DIAGNOSTICS	LAS VEGAS	21
40	NVR000058487	CYANCO	WINNEMUCCA	20
41	NVD982494924	DUPONT CARLIN TERMINAL	CARLIN	16
42	NVR000073544	KAPPES, CASSIDAY & ASSOCIATES	RENO	15
43	NVR000073528	COSTCO WHOLESALE #127	CARSON CITY	15
44	NVD986767572	COEUR ROCHESTER, INC.	LOVELOCK	14
45	NV9170022173	NAVAL AIR STATION FALLON	FALLON	14
46	NVR000000885	J & W INDUSTRIES, INC.	CARSON CITY	14
47	NVD986774735	PLACER TURQUOISE RIDGE INC	GOLCONDA	13
48	NVR000067140	WYETH	SPARKS	13
49	NVR000053215	MEDCO HEALTH SOLUTIONS, INC	LAS VEGAS	12
50	NV5570024112	USAF - NEVADA TEST & TRAINING (NTTR)	INDIAN SPRINGS	12
Total				16,515

Note: Column may not sum to total due to rounding.
State may have fewer than fifty shippers.

NEVADA

2005 WASTE RECEIPTS

18 Number of RCRA Hazardous Waste Receivers: 5

19 Quantity of RCRA Hazardous Waste Received: 61,996 Tons

20 Fifty Largest RCRA Hazardous Waste Receivers in the State, 2005

Rank	EPA ID	Site Name	City	Quantity Received (Tons)
1	NVT330010000	US ECOLOGY NEVADA	BEATTY	51,464
2	NVD980895338	21ST CENTURY EMI	FERNLEY	8,299
3	NV5210090010	NEW BOMB FACILITY (HAWTHORNE ARMY DEPOT)	HAWTHORNE	1,823
4	NVR000066837	SAFETY-KLEEN SYSTEMS, INC	N LAS VEGAS	356
5	NVT982401200	SIERRA X-RAY SERVICES, INC	RENO	52
Total				61,996

Note: Column may not sum to total due to rounding.
State may have fewer than fifty facilities that received waste.

NEVADA

2005 WASTE RECEIPTS, CONTINUED

Management Method	Quantity Managed (tons)	Percentage of Quantity	Number of Facilities	Percentage of Facilities
AQUEOUS INORGANIC TREATMENT	1,328	2.1	1	20.0
LANDFILL/SURFACE IMPOUNDMENT	51,311	82.8	1	20.0
METALS RECOVERY	5	0.0	1	20.0
OTHER TREATMENT	4,991	8.1	3	60.0
SLUDGE TREATMENT	225	0.4	1	20.0
STABILIZATION	379	0.6	1	20.0
STORAGE AND/OR TRANSFER	3,757	6.1	4	80.0
	61,996		5	

Management Method	Quantity Managed (tons)	Percentage of Quantity	Number of Facilities	Percentage of Facilities
LANDFILL/SURFACE IMPOUNDMENT	51,311	82.8	1	20.0
OTHER TREATMENT	4,991	8.1	3	60.0
STORAGE AND/OR TRANSFER	3,757	6.1	4	80.0
AQUEOUS INORGANIC TREATMENT	1,328	2.1	1	20.0
STABILIZATION	379	0.6	1	20.0
SLUDGE TREATMENT	225	0.4	1	20.0
METALS RECOVERY	5	0.0	1	20.0
	61,996		5	

Management Method	Quantity Managed (tons)	Percentage of Quantity	Number of Facilities	Percentage of Facilities
STORAGE AND/OR TRANSFER	3,757	6.1	4	80.0
OTHER TREATMENT	4,991	8.1	3	60.0
AQUEOUS INORGANIC TREATMENT	1,328	2.1	1	20.0
LANDFILL/SURFACE IMPOUNDMENT	51,311	82.8	1	20.0
STABILIZATION	379	0.6	1	20.0
SLUDGE TREATMENT	225	0.4	1	20.0
METALS RECOVERY	5	0.0	1	20.0

NEVADA

2005 INTERSTATE SHIPMENTS AND RECEIPTS

24 Quantity of RCRA Hazardous Waste Interstate Shipments: 8,863 Tons

25 Quantity of RCRA Hazardous Waste Interstate Receipts: 50,072 Tons

26 Nevada Interstate Shipment / Receipts (As reported by Nevada):

The State to which Nevada shipped the largest quantity of waste was California (6,863 tons).

The State that shipped the largest quantity of waste to Nevada was California (39,183 tons).

EPA ID

NHD003941655 OSRAM SYLVANIA INC
NHD510189517 LONDON & LAVINIA CLAY
NHD018953794 STURM RUGER & CO INC
NHD048722466 HENKEL CORP
NHD001078682 HITCHINER MANUFACTURING CO INC
NHD001038348 UPACO INDUSTRIES INC
NHD058537960 WEBSTER VALVE INC
NHD073990418 FCI USA
NHD099362048 POLYCLAD LAMINATES INC
NHD073974651 TERADYNE CIRCUITS OPERATION
NHD510001589 HITCHINER MANUFACTURING CO INC
NHD080027048 POLYCLAD LAMINATES INC
NHD990717092 LOCTITE CORP
NHD000636134 Y1L.48 re W1T0 8 Tf 104.12 383.28 7680.9H1.723999 63.75999 8.48 KECO Ln BT /TT0 8 Tf680.9H1.723999 6EEGTD
NHD081255788 WEBSTER INC
NHD001427475
NHD510084957
NHD041027822
NHD500003587
NHD001422351
NHD510181738
NHD500021738
NHD510189905
NHD001078062
NHD986486421
NHD510015274
NHD066755364
NHD982716227
NHD981210099
NHD980917660
NHD048727994
NHD040244428
NHD510077126
NHD986470730
NHD069865236
NHD118088129
NHD001083609
NHD980914097
NHD101403509
NHD500011275
NHD986467223
NHD500019484
NHD510113947
NHD001086198
NHD001082908
NHD000790923
NHD073964496
NHD001079219
NHD510159692
NHD001078740

ONLY IGNITABLE	747	ONLY AN F CODE	1,058
ONLY CORROSIVE	2,215	ONLY A K CODE	26
ONLY REACTIVE	3	ONLY A P CODE	1
ONLY D004-17	1,381	ONLY A U CODE	7
ONLY D018-43	101		
HAS MORE THAN ONE	244	HAS MORE THAN ONE	0

Both Characteristic and Listed 341

HAS IGNITABLE CODE	141
HAS CORROSIVE CODE	97
HAS REACTIVE CODE	2
HAS D004-D017 CODE	117
HAS D018-D043 CODE	141

NEW HAMPSHIRE

2005 WASTE MANAGEMENT

Tables 8, 9, and 10 have been omitted from this report because there were no facilities in the State of New Hampshire that reported managing RCRA hazardous waste in 2005.

NEW HAMPSHIRE

2005 WASTE MANAGEMENT, CONTINUED

Tables 11, 12, 13, and 14 have been omitted from this report because there were no facilities in the State of New Hampshire that reported managing RCRA hazardous waste in 2005.

EPA ID	Site Name	
NHD003941655	OSRAM SYLVANIA INC	EXETER
NHD510189517	LONDON & LAVINIA CLAY	PETERBOROUGH
NHD018953794	STURM RUGER & CO INC	NEWPORT
NHD048722466	HENKEL CORP	SEABROOK
NHD001078682	HITCHINER MANUFACTURING CO INC	MILFORD
NHD001038348	UPACO INDUSTRIES INC	NASHUA
NHD058537960	WEBSTER VALVE INC	FRANKLIN
NHD073990418	FCI USA	LINCOLN
NHD099362048	POLYCLAD LAMINATES INC	FRANKLIN
NHD073974651	TERADYNE CIRCUITS OPERATION	NASHUA
NHD510001589	HITCHINER MANUFACTURING CO INC	MILFORD
NHD080027048	POLYCLAD LAMINATES INC	FRANKLIN
NHD990717092	LOCTITE CORP	SEABROOK
NHD000636134	GENERAL ELECTRIC AIRCRAFT ENGINES	HOOKSETT
NHD081255788	ADVANCED CIRCUIT TECH INC	NASHUA
NHD001427475	GE AVIATION	HOOKSETT
NHD510084957	FITZGERALD FRANK	HAMPTON
NHD041027822	DARTMOUTH COLLEGE	HANOVER
NHD500003587	WAKEFIELD ENGINEERING	PELHAM
NHD001422351	ALLTEX UNIFORM RENTAL SVC INC	MANCHESTER
NHD510181738	CONCORD CITY OF	CONCORD
NHD500021738	PRESSTEK INC	HUDSON
NHD510189905	ADVANCED RECYCLING	CLAREMONT
NHD001078062	TELEDYNE ELECTRONIC TECHNOLOGIES	HUDSON
NHD986486421	STRYKER BIOTECH LLC	LEBANON
NHD510015274	MICROWAVE DEVELOPMENT CO	SALEM
NHD066755364	BATESVILLE MANUFACTURING INC	NASHUA
NHD982716227	JMD INDUSTRIES INC	HUDSON
NHD981210099	AERO DYNAMICS INC	SEABROOK
NHD980917660	HITCHINER MANUFACTURING CO INC	LITTLETON
NHD048727994	PARKER HANNIFIN CORP	HUDSON
NHD040244428	ELECTROPAC CO INC	MANCHESTER
NHD510077126	MOBIL	WAKEFIELD
NHD986470730	MONTGOMERY WIRE INC	LITTLETON
NHD069865236	BOMAR DIV OF POMPANETTE LLC	CHARLESTOWN
NHD118088129	SAFETY KLEEN SYSTEMS INC	RINDGE
NHD001083609	SMITHS TUBULAR SYSTEMS-LACONIA INC	LACONIA
NHD980914097	BAE SYSTEMS INFO & ELECTRONIC SYS INTERG	NASHUA
NHD101403509	NASHUA CIRCUITS	NASHUA
NHD980521843	UNITED OIL RECOVERY INC	NEWINGTON
NHD500011275	CYTYC CORP	
NHD986467223	FRANKLIN NON-FERROUS FOUNDRY INC	
NHD500019484	INKWARE	
NHD510113947	KING ENTERPRISES	
NHD001086198	KALWALL CORP	
NHD001082908	TIMKEN SUPER PRECISION MPB	
NHD000790923	UNIVERSITY OF NEW HAMPSHIRE	
NHD073964496	TIMKEN AEROSPACE	
NHD001079219	BAE SYSTEMS INFO & ELECTRONIC SYS INTERG	
NHD510159692	BRADFORD/PRAATT RETAIL	

NEW HAMPSHIRE

2005 WASTE RECEIPTS

Tables 18, 19, and 20 have been omitted from this report because there were no facilities in the State of New Hampshire that reported receiving RCRA hazardous waste in 2005.

NEW HAMPSHIRE

2005 WASTE RECEIPTS, CONTINUED

NEW HAMPSHIRE

2005 INTERSTATE SHIPMENTS AND RECEIPTS

24 Quantity of RCRA Hazardous Waste Interstate Shipments: 6,150 Tons

25 Quantity of RCRA Hazardous Waste Interstate Receipts: 0 Tons

26 New Hampshire Interstate Shipment / Receipts (As reported by New Hampshire):

The State to which New Hampshire shipped the largest quantity of waste was New Jersey (2,495 tons).

No States shipped waste to New Hampshire.

EPA ID

NJD980753875 SOLVAY SOLEXIS, INC.
NJD002454544 MARISOL INCORPORATED
NJD986581437 425/445 ROUTE 440 PROPERTY LLC
NJR000045799 PORT NEWARK CONTAINER TERMINAL
NJD002385730 DUPONT CHAMBERS WORKS
NJR000046813 NEW JERSEY TURNPIKE AUTHORITY
NJ0001900281 FEDERAL CREOSOTE SUPERFUND SITE
NJD980529739 RINGWOOD MINES/LANDFILL SITE
NJD068699107 DELPHI CORPORATION
NJD085644110 GERDAU AMERISTEEL - PERTH AMBOY
NJD001317064 MERCK & CO., INC.
NJD037138211 FORMER LUCAS AEROSPACE FACILITY
NJD045995693 CASIE ECOLOGY OIL SALVAGE, INC.
NJD162357305 ENGLERT, INC.
NJD982276578 VINELAND CHEMICAL SUPERFUND PROJECT
NJD002142388 AKZO NOBEL COATINGS INC.
NJD986620995 WELSBACH-GGM SUPERFUND SITE
NJD981080401 CHEM FLEUR / FIRMENICH, INC.
NJD002373579 AIR PRODUCTS AND CHEMICALS, INC.
NJD986609311 SITE 114, GARFIELD AVE
NJR000031377 MID ATLANTIC RECYCLING TECHNOLOGIES INC.
NJD014786982 PIONEER SMELTING SITE
NJD064344575 SIEGFRIED (USA), INC.
NJD980755367 JOHNSON MATTHEY INC.
NJD990753162 SUNOCO, INC. (R&M) EAGLE POINT FACILITY
NJD002143782 FORD MOTOR COMPANY EDISON ASSEMBLY
NJD982281115 ROEBLING STEEL CO SITE/USEPA
NJD002460855 MADISON INDUSTRIES, INC.
NJR000035865 FERRO CORPORATION
NJR000026690 INFINEUM USA L.P., BAYWAY CHEMICAL PLANT
NJD011550092 E R SQUIBB & SONS INC
NJD048809487 IMTT-BAYONNE
NJD002520583 DAICOLOR USA INC. (DAICOLOR-POPE, INC.)
NJD091859215 MERCK'S FORMER CALGON METASOL PLANT SITE
NJD053101085 MOBIL CHEMICAL COMPANY, ESP
NJD061843249 NATIONAL SMELTING OF NEW JERSEY
NJD001317601 INFINEUM USA8D(EFU1 8.00 Tf(NJD001213487) TjETITE/USES530 PROJE315.00), INC.) Tj0.00 -9.00 TD(JO8CLOR-PO
NJD002342426 JO8CLCCLORO577 INC.
NJD092870963 JO8CLCCLORO577 INC.
NJD002179893 JO8CLCCLORO577 INC.
NJD082988056 JO8CLCCLORO577 INC.
NJD001213487 JO8CLCCLORO577 INC.
NJR000020495 JO8CLCCLORO577 INC.
NJD001787944 JO8CLCCLORO577 INC.
NJD986645984 JO8CLCCLORO577 INC.
NJD002334795 JO8CLCCLORO577 INC.
NJD169077427 JO8CLCCLORO577 INC.
NJ0000903146 JO8CLCCLORO577 INC.
NJD010906360 JO8CLCCLORO577 INC.
NJD042321042 JO8CLCCLORO577 INC.

ONLY IGNITABLE	9,068
ONLY CORROSIVE	681,182
ONLY REACTIVE	229
ONLY D004-17	131,013
ONLY D018-43	11,755
HAS MORE THAN ONE	25,835

65,772	tn	REACTIN	7.24	0.00	TD(ONLYHANFY CDVE) TJIN	7.24	-9.72	TD(22,109

Waste Has Only E

NJD980753875	SOLVAY SOLEXIS, INC.	THOROFARE
NJD002385730	DUPONT CHAMBERS WORKS	DEEPWATER
NJD001317601	SCHERING CORPORATION - UNION, NJ	UNION
NJD002454544	MARISOL INCORPORATED	MIDDLESEX
NJD002182897	SAFETY-KLEEN SYSTEMS	LINDEN
NJD045995693	CASIE ECOLOGY OIL SALVAGE, INC.	VINELAND
NJR000031377	MID ATLANTIC RECYCLING TECHNOLOGIES INC.	VINELAND
NJD002200046	CYCLECHEM, INC.	ELIZABETH
NJD980536593	ONYX ENVIRONMENTAL SERVICES, L.L.C.	FLANDERS
NJD002373579	AIR PRODUCTS AND CHEMICALS, INC.	PAULSBORO
NJD001317064	MERCK & CO., INC.	RAHWAY
NJD001787944	AGC CHEMICALS AMERICAS, INC.	BAYONNE
NJD980755367	JOHNSON MATTHEY INC.	
NJD000768028	PSE&G HARRISON FACILITY	
NJD081893927	NOVAMET SPECIALTY PRODUCTS CORP.	
NJR000035477	GREEN TREE CHEMICAL TECHNOLOGIES, INC.	
NJD064329436	LPS INDUSTRIES, LLC	
NJD986602043	TEVCO, INC.	
NJD043477207	HAIR SYSTEMS INC.	
NJD002184380	AMERICAN SAFETY TECHNOLOGIES	
NJD002180834	KIRKER ENTERPRISES, INC.	
NJD002338267	ALUMINUM SHAPES L.L.C.	
NJD087092391	OCEAN YACHTS, INC.	
NJD097400345	RHODIA INC.	
NJD986577781	EPOLIN, INC.	
NJD002012995	PAN TECHNOLOGY	
NJD077542033	CROWN ROLL LEAF, INC.	
NJ3210020704	US ARMY , PICATINNY ARSENAL	
NJD000574376	PSEG FOSSIL L.L.C. LINDEN GENERATING STA	
NJD986602837	CARDINAL HEALTH 406 LLC - PENNSAUKEN	
NJD000574392	PSE&G CENTRAL GAS PLANT	
NJD000582387	RUTGERS UNIVERSITY - BUSCH/LIV./ESB	
NJ0000062588	HIGH VOLTAGE ENGINEERING CORP.	
NJD982275737	KULITE SEMICONDUCTOR PRODUCTS INC.	
NJD986653152	BIHLER OF AMERICA, INC.	
NJD047354881	SCHERING CORPORATION	
NJ3210020597	U.S. ARMY COMMUNICATIONS ELECTRONI MD	
NJD011658242	GE HEALTHCARE BIO-SCIENCES CORP.	

Management Method

AQUEOUS INORGANIC TREATMENT	1
AQUEOUS ORGANIC TREATMENT	
ENERGY RECOVERY	
FUEL BLENDING	
INCINERATION	
LANDFILL/SURFACE IMPOUNDMENT	
METALS RECOVERY	
OTHER DISPOSAL	
OTHER RECOVERY	
OTHER TREATMENT	
SOLVENTS RECOVERY	
STABILIZATION	

NEW JERSEY

2005 WASTE RECEIPTS, CONTINUED

Management Method	Quantity Managed
AQUEOUS INORGANIC TREATMENT	1
AQUEOUS ORGANIC TREATMENT	5,455
ENERGY RECOVERY	217
FUEL BLENDING	71,786
INCINERATION	1,835
LANDFILL/SURFACE IMPOUNDMENT	12
METALS RECOVERY	321
OTHER RECOVERY	13,068
OTHER TREATMENT	56,209
SOLVENTS RECOVERY	9,557
STABILIZATION	2,266
STORAGE AND/OR TRANSFER	5,470

NEW JERSEY

2005 INTERSTATE SHIPMENTS AND RECEIPTS

24 Quantity of RCRA Hazardous Waste Interstate Shipments: 213,296 Tons

25 Quantity of RCRA Hazardous Waste Interstate Receipts: 117,505 Tons

26 New Jersey Interstate Shipment / Receipts (As reported by New Jersey):

The State to which New Jersey shipped the largest quantity of waste was Pennsylvania (60,975 tons).

The State that shipped the largest quantity of waste to New Jersey was Pennsylvania (32,821 tons).

EPA ID	Site Name	City	
NMD048918817	NAVAJO REFINING COMPANY, LLP	ARTESIA	940,622
NMD000609339	INTEL CORPORATION	RIO RANCHO	1,883
NM5890110518	SANDIA NATIONAL LABORATORIES / NM	ALBUQUERQUE	695
NM8800019434	NASA JSC WHITE SANDS TEST FACILITY	LAS CRUCES	328
NMD986670305	XYNATECH	RIO RANCHO	133
NMD980744551	CTS ELECTRONIC COMPONENTS INC.	ALBUQUERQUE	106
NM0890010515	U.S. NNSA/DOE LOS ALAMOS NATIONAL LAB.	LOS ALAMOS	91
NMR000002816	EMCORE CORPORATION	ALBUQUERQUE	E0
NMR000000216	TPL, INC	FT WINGATE	
NMD000804294	SAFETY-KLEEN SYSTEMS, INC	ALBUQUERQUE	
NMD000333211	GIANT REFINING CO. - CINIZA REFINERY	JAMESTOWN	
NM6572124422	HOLLOMAN AIR FORCE BASE	HOLLOMAN AIR FORCE BAS	
NM9570024423	KIRTLAND AFB, NM	KIRTLAND AFB	
NM2750211235	WHITE SANDS MISSILE RANGE	WHITE SANDS MISSILE RAN	
NMD035806405	PHELPS DODGE TYRONE, INC.	TYRONE	
NMD089411292	PHELPS DODGE HIDALGO SMELTER	PLAYAS	
NMD052684578	GE AIRCRAFT ENGINES	ALBUQUERQUE	
NM7572124454	CANNON AIR FORCE BASE NM	CANNON AFB	
NMR000002394	REA MAGNET WIRE COMPANY, INC	LAS CRUCES	
NMD075088252	NEW MEXICO STATE UNIVERSITY	LAS CRUCES	
NMD000610303	HONEYWELL AEROSPACE ALBUQUERQUE	ALBUQUERQUE	
NMD042992230	COMMERCIAL RADIATOR	ALBUQUERQUE	
NMD980621197	UNIVERSITY OF NEW MEXICO	ALBUQUERQUE	
NM4890139088	US DOE WASTE ISOLATION PILOT PLANT	CARLSBAD	
NMD980698849	SAFETY-KLEEN SYSTEMS, INC	FARMINGTON	
NMD982552945	CARDINAL HEALTH PTS LLC	ALBUQUERQUE	
NMR000009191	CABOT CORPORATION	ALBUQUERQUE	
NMR000010082	PECOS RIVER COMPRESSOR STATION	MALAGA	
NMD061268819	THOMAS & BETTS	ALBUQUERQUE	
NMD030434567	SAN JUAN REGIONAL MEDICAL CENTER	FARMINGTON	
NMD000333559	BJ CHEMICAL SERVICES, AKA UNICHEM	HOBBS	
NMD007109234	MATERIAL SUPPORT RESOURCES	ALBUQUERQUE	
NMD360010029	CHINO MINES COMPANY	HURLEY	
NMD980507958	COBRE MINING COMPANY	HANOVER	
NMD982306110	CARDINAL HEALTH PTS LLC	ALBUQUERQUE	
NMD360010292	PNM ALBUQUERQUE ELECTRIC SERVICE CENTER	ALBUQUERQUE	
NMD089416416	GIANT REFINING COMPANY - BLOOMFIELD	BLOOMFIELD	
NMD986684207	ALBUQUERQUE REFINED PRODUCTS TERMINAL	ALBUQUERQUE	
NM4213720101	USADACENFB	MCGREGOR RANGE CAMP	
NMR000010595	HOLLY ASPHALT COMPANY - ALBUQUERQUE	ALBUQUERQUE	
NMD986676955	ROSWELL COMPRESSOR STATION, NO. 9	ROSWELL	

944,636

NEW MEXICO

2005 WASTE GENERATION, CONTINUED

4 Quantities of Waste Generated in 2005 That Were Reported with Only Characteristic Waste Codes, Only Listed Waste Codes, or Both Characteristic and Listed Waste Codes

Waste Has Only Characteristic Codes	Tons of Waste Generated	Waste Has Only Listed Codes	Tons of Waste Generated	Waste Has Both Characteristic And Listed Codes	Tons of Waste Generated
ONLY IGNITABLE	55	ONLY AN F CODE	347		
ONLY CORROSIVE	180	ONLY A K CODE	1,371		
ONLY REACTIVE	80	ONLY A P CODE	0		
ONLY D004-17	931	ONLY A U CODE	2		
ONLY D018-43	939,142				
HAS MORE THAN ONE CHARACTERISTIC CODE	1,180	HAS MORE THAN ONE LISTED CODE	164		
TOTAL	941,568	TOTAL	1,884	Both Characteristic and Listed	1,165

5 Quantities of Waste Generated in 2005 That Were Multiply Coded

Waste Has Only Characteristic Codes But More Than One Applies	Tons of Waste Generated	Only Listed Codes But Has More Than One	Tons of Waste Generated	Both Characteristic And Listed Codes	Tons of Waste Generated
HAS IGNITABLE CODE	126			IGN. W/ AT LEAST 1 LSTD	1,024
HAS CORROSIVE CODE	1,044			CORR. W/ AT LEAST 1 LSTD	80
HAS REACTIVE CODE	31			REACT. W/ AT LEAST 1 LSTD	8
HAS D004-D017 CODE	1,103			D004-17 W/ AT LEAST 1 LSTD	119
HAS D018-D043 CODE	108			D018-43 W/ AT LEAST 1 LSTD	162
		HAS AN F CODE	34	F WASTE W/ AT LEAST 1 CHAR	1,109
		HAS A K CODE	34	K WASTE W/ AT LEAST 1 CHAR	46
		HAS A P CODE	130	P WASTE W/ AT LEAST 1 CHAR	3
		HAS A U CODE	130	U WASTE W/ AT LEAST 1 CHAR	16
TOTAL	1,180	TOTAL	164	TOTAL	1,165

Note: Columns may not sum to total because a waste code may apply to more than one waste. Mixtures with ignitable, corrosive, reactive, D004-17, and D018-43 characteristic codes may also contain other characteristic waste codes. Similarly, wastes with F, K, P, and U listed codes may have other listed waste codes.

6 Top Ten Wastes Generated*: D001, D002, D008, D007, D003, F003, D011, D006, F005, D009

*Based on the Federal hazardous waste codes most frequently reported, not the quantity generated.

7 Top Ten Quantities of Waste Generated in 2005, by NAICS Code

Rank	NAICS	Description	Tons Generated
1	3241	Petroleum and Coal Products Manufacturing	940,689
2	3344	Semiconductor and Other Electronic Component Manufacturing	2,079
3	9281	National Security and International Affairs	958
4	9271	Space Research and Technology	328
5	3328	Coating, Engraving, Heat Treating, and Allied Activities	133
6	3259	Other Chemical Product and Preparation Manufacturing	84
7	5621	Waste Collection	81
8	2122	Metal Ore Mining	46
9	6113	Colleges, Universities, and Professional Schools	39
10	3359	Other Electrical Equipment and Component Manufacturing	33
Total			944,470

NMD048918817 NAVAJO REFINING COMPANY, LLP
NM4890139088
NM8800019434
NMD980744551
NM9570024423
NM6572124422
NM5890110518
NM0890010515

947,872

EPA ID

NMD000609339 INTEL CORPORATION
NMD048918817 NAVAJO REFINING COMPANY, LLP
NM5890110518 SANDIA NATIONAL LABORATORIES / NM
NMD002208627 RINCHEM COMPANY INC
NMD000804294 SAFETY-KLEEN SYSTEMS, INC
NMD980698849 SAFETY-KLEEN SYSTEMS, INC
NMD986670305 XYNATECH
NMR000002816 EMCORE CORPORATION
NMR000000216 TPL, INC
NM0890010515 U.S. NNSA/DOE LOS ALAMOS NATIONAL LAB.
NMD000333211 GIANT REFINING CO. - CINIZA REFINERY
NM9570024423 KIRTLAND AFB, NM
NM6572124422 HOLLOMAN AIR FORCE BASE
NM2750211235 WHITE SANDS MISSILE RANGE
NMD035806405 PHELPS DODGE TYRONE, INC.
NMD089411292 PHELPS DODGE HIDALGO SMELTER
NM7572124454 CANNON AIR FORCE BASE NM
NMD052684578 GE AIRCRAFT ENGINES
NMR000002394 REA MAGNET WIRE COMPANY, INC
NMD075088252 NEW MEXICO STATE UNIVERSITY
NMD000610303 HONEYWELL AEROSPACE ALBUQUERQUE
NMD042992230 COMMERCIAL RADIATOR
NMD980621197 UNIVERSITY OF NEW MEXICO
NM4890139088 US DOE WASTE ISOLATION PILOT PLANT
NM8800019434 NASA JSC WHITE SANDS TEST FACILITY
NMD982552945 8Y
NMR000010082 NEW PECATIRSITYPANY,RESSORTE UNTj T* (TPL, H AIS & BETTST* (8Y)tj BLANORATION)tj T* (TPL,S T JU
NMD061268819 PHELPMUQUERQUE
NMR000009191 OSWALD BROS BENTMAN HOLLOMAN (BY AIRCRAFT) RESSORTE UNTj
NMD030434567
NMD000333559
NMD007109234
NMD980507958
NMD982306110
NMD980744551
NMD360010292
NMD089416416
NMD986684207
NM4213720101
NMR000010595
NMD360010029
NMD986676955

NM4890139088
NMD002208627
NMD000804294
NMD980698849
NM9570024423

8,977

NEW MEXICO

2005 INTERSTATE SHIPMENTS AND RECEIPTS

24 Quantity of RCRA Hazardous Waste Interstate Shipments: 5,751 Tons

25 Quantity of RCRA Hazardous Waste Interstate Receipts: 8,374 Tons

26 New Mexico Interstate Shipment / Receipts (As reported by New Mexico):

The State to which New Mexico shipped the largest quantity of waste was Colorado (2,019 tons).

The State that shipped the largest quantity of waste to New Mexico was Colorado (5,557 tons).

EPA ID	Site Name	Location
NYD000707901	IBM CORPORATION - EAST FISHKILL FACILITY	HOPEWELL JUNCTION
NYD002080034	GE SILICONES	WATERFORD
NYD980592497	EASTMAN KODAK CO	ROCHESTER
NYD115502858	FORDHAM UNIVERSITY	BRONX
NYD987005493	SPELLMAN HIGH VOLTAGE ELECTRONICS	HAUPPAUGE
NYD002084721	COLONIE FUSRAP	
NYD093249688	BASF CORPORATION	
NYD066785650	NUCOR STEEL AUBURN, INC.	
NYD002103216	DUREZ CORPORATION	
NYD004859955	STAUFFER MANAGEMENT COMPANY	
NYD045170701	NYSDEC/POLYMER APPLICATION SITE	
NYR000122218	ASTRO ELECTROPLATING, INC	
NYD030485288	REVERE SMELTING & REFINING CORP.	
NYD002245967	REYNOLDS METALS CO.	
NYD981138688	JACOBI MEDICAL CENTER	
NYD002070118	SCHENECTADY INTERNATIONAL, INC.	
NYR000129320	QUEENS WEST DEVEL. - STAGE 2 REMEDIATION	
NYD981182280	GEORGE WASHINGTON BRIDGE AND BUS STATION	
NYD083626077	ORGANICHEM CORPORATION	
NYD002232304	ALCOA INC. MASSENA OPERATIONS	
NYD046178075	HEXAGON LABORATORIES	
NYD066832023	GE NORLY, LLC	
NYD002123461	OLIN CORPORATION	
NYD002014595	NEPERA, DIVISION RUTHERFORD CHEMICALS LL	
NYR000010363	NYCDOT QUEENSBORO BRIDGE	
NYD099340408	GREIF INDUSTRIEL PACKAGING AND SERVICES	
NYD980531354	NYSEG - ITHACA COURT ST. MGP	
NYD002076073	LB FURNITURE INDUSTRIES, LLC	
NYD987036290	INTEGRATED DIE MANUFACTURING FACILITY	
NYR000118422	ATLAS PARK	
NY0000588442	NYSDOT BIN: 1001579	
NYD001307735	CORNING INCORPORATED DECKER BUILDING	
NYD002230902	BRISTOL-MYERS SQUIBB COMPANY	
NYD980779730	NYCDEP BWT - NEWTOWN CREEK WPCP	
NYR000109298	ENDICOTT INTERCONNECT TECHNOLOGIES, INC.	
NYD982189102	TYCO ELECTRONICS	
NYD049836679	CWM CHEMICAL SERVICES, LLC	
NYD003959251	KEYMARK CORPORATION	
NYD002050177	DAYTON T. BROWN, INC	
NYD175773779	ISOICHEM INC.	
NYR000007963	EXEL/WAL-MART RETURN CENTER 9196	
NYR000133363	JTR COLLEGE POINT	
NYD080480734	IBM CORPORATION	
NYD000730382	NATIONAL GRID	
NYR000131268	ASTORIA ENERGY LLC AT THE CONSOLIDATED	
NY7213820940	U.S. ARMY-WATERVLIET ARSENAL	
NYD986882660	LI TUNGSTEN SUPERFUND SITE	
NYD002123503	DUPONT NIAGARA	
NYD000824482	OCCIDENTAL CHEMICAL CORPORATION	
NYR000133066	CLINTON GREEN	

1,084,116

Gen1996 TuantMixtur Ge1BTDignitable,ic8rrosive,ireCodive,iAT LEAS, aodeAT LEASTcic Codes

Waste Has Only Characteristic Codes	Tons of Waste Generated	Waste Has Only Listed Codes	Tons of Waste Generated	Waste Has Both Characteristic And Listed Codes	Tons of Waste Generated
ONLY IGNITABLE	4,156	ONLY AN F CODE	43,670		
ONLY CORROSIVE	95,677	ONLY A K CODE	13,700		
ONLY REACTIVE	250	ONLY A P CODE	37		
ONLY D004-17	79,044	ONLY A U CODE	4,773		
ONLY D018-43	5,650				
HAS MORE THAN ONE		HAS MORE THAN ONE			
	807,523		4,939		
TOTAL	992,301	TOTAL	67,120	Both Characteristic and Listed	64,770

5 Quantities of Waste Generated in 2005 That Were Multiply Coded

Waste Has Only Characteristic Codes But More Than One Applies	Tons of Waste Generated	Only Listed Codes But Has More Than One	Tons of Waste Generated	Both Characteristic And Listed Codes	Tons of Waste Generated
HAS IGNITABLE CODE	11,403			IGN. W/ AT LEAST 1 LSTD	52,253
HAS CORROSIVE CODE	796,054			CORR. W/ AT LEAST 1 LSTD	22,307
HAS REACTIVE CODE	7,813			REACT. W/ AT LEAST 1 LSTD	1,097
HAS D004-D017 CODE	797,252			D004-17 W/ AT LEAST 1 LSTD	27,991
HAS D018-D043 CODE	3,356			D018-43 W/ AT LEAST 1 LSTD	36,236
		HAS AN F CODE	4,939	F WASTE W/ AT LEAST 1 CHAR	57,351
		HAS A K CODE	4,904	K WASTE W/ AT LEAST 1 CHAR	13,467
		HAS A P CODE	4,888	P WASTE W/ AT LEAST 1 CHAR	1,018
		HAS A U CODE	4,939	U WASTE W/ AT LEAST 1 CHAR	27,468
TOTAL	807,523	TOTAL	4,939	TOTAL	64,770

NYD000707901
NYD030485288
NYD049836679
NYD080469935
NYD980592497
NYD002080034
NYD002103216
NYR000122218
NYD002113736
NYD000767657
NYD002014595
NYD002230902

EPA ID

NYD002080034	GE SILICONES
NYD115502858	FORDHAM UNIVERSITY
NYD987005493	SPELLMAN HIGH VOLTAGE ELECTRONICS
NYD002084721	COLONIE FUSRAP
NYD093249688	BASF CORPORATION
NYD066785650	NUCOR STEEL AUBURN, INC.
NYD049253719	ASHLAND DISTRIBUTION CO
NYD004859955	STAUFFER MANAGEMENT COMPANY
NYD045170701	NYSDEC/POLYMER APPLICATION SITE
NYD002245967	REYNOLDS METALS CO.
NYD000707901	IBM CORPORATION - EAST FISHKILL FACILITY
NYD981138688	JACOBI MEDICAL CENTER
NYD002070118	SCHENECTADY INTERNATIONAL, INC.
NYD980592497	EASTMAN KODAK CO
NYR000129320	QUEENS WEST DEVEL. - STAGE 2 REMEDIATION
NYD082785429	CHEMICAL POLLUTION CONTROL
NYD981182280	GEORGE WASHINGTON BRIDGE AND BUS STATION
NYD083626077	ORGANICHEM CORPORATION
NYD002232304	ALCOA INC. MASSENA OPERATIONS
NYD046178075	HEXAGON LABORATORIES
NYD066832023	GE NORYL, LLC
NYD002123461	OLIN CORPORATION
NYR000010363	NYCDOT QUEENSBORO BRIDGE
NYD099340408	GREIF INDUSTRIEL PACKAGING AND SERVICES
NYD980531354	NYSEG - ITHACA COURT ST. MGP
NYD002076073	LB FURNITURE INDUSTRIES, LLC
NYD987036290	INTEGRATED DIE MANUFACTURING FACILITY
NYR000118422	ATLAS PARK
NY0000588442	NYSDOT BIN: 1001579
NYD030485288	REVERE SMELTING & REFINING CORP.
NYD000708198	SAFETY-KLEEN SYSTEMS INC
NYD049836679	CWM CHEMICAL SERVICES, LLC
NYD001307735	CORNING INCORPORATED DECKER BUILDING
NYD980779730	NYCDEP BWT - NEWTOWN CREEK WPCP
NYR000109298	ENDICOTT INTERCONNECT TECHNOLOGIES, INC.
NYD077444263	TRIUMVIRATE ENVIRONMENTAL, (NYC) LLC
NYD002103216	DUREZ CORPORATION
NYD002050177	DAYTON T. BROWN, INC
NYD175773779	.m
NYR000007963	DAYTON T23999 AT. BROWN,CO
NYD003959251	QUEu8A,*nADU0ATAE INF
NYR000133363	
NYD080480734	
NYD000730382	
NYR000131268	
NY7213820940	
NYD986882660	
NYD000824482	
NYD002123503	
NYR000133066	

EPA ID

NYD030485288
NYD049836679
NYD080469935
NYD049253719
NYD082785429
NYD002113736
NYD000767657
NYD000708198
NYD077444263
NYD013277454
NYD980753784
NYD982743312
NYD981556541
NYD986872869
NYD980592497
NYD001325661
NYD006866008
NYR000058347
NYD000818781
NYD002211324
NYD080480734
NYD000631994

286,495

NEW YORK

2005 WASTE RECEIPTS, CONTINUED

Management Method	Quantity Managed (tons)	Percentage of Quantity	Number of Facilities	Percentage of Facilities
AQUEOUS INORGANIC TREATMENT	0	0.0	1	4.5
ENERGY RECOVERY	24,287	8.5	1	4.5
FUEL BLENDING	49	0.0	2	9.1
INCINERATION	19	0.0	3	13.6
LANDFILL/SURFACE IMPOUNDMENT	73,091	25.5	1	4.5
METALS RECOVERY	158,531	55.3	2	9.1
OTHER DISPOSAL	2,461	0.9	3	13.6
OTHER TREATMENT	2,063	0.7	4	18.2
STABILIZATION	0	0.0	1	4.5
STORAGE AND/OR TRANSFER	25,994	9.1	16	72.7

Management Method	Quantity Managed (tons)	Percentage of Quantity	Number of Facilities	Percentage of Facilities
METALS RECOVERY	158,531	55.3	2	9.1
LANDFILL/SURFACE IMPOUNDMENT	73,091	25.5	1	4.5
STORAGE AND/OR TRANSFER	25,994	9.1	16	72.7
ENERGY RECOVERY	24,287	8.5	1	4.5
OTHER DISPOSAL	2,461	0.9	3	13.6
OTHER TREATMENT	2,063	0.7	4	18.2
FUEL BLENDING	49	0.0	2	9.1
INCINERATION	19	0.0	3	13.6
AQUEOUS INORGANIC TREATMENT	0	0.0	1	4.5
STABILIZATION	0	0.0	1	4.5

Management Method	Quantity Managed (tons)
STORAGE AND/OR TRANSFER	25,994
OTHER TREATMENT	
INCINERATION	
OTHER DISPOSAL	
FUEL BLENDING	
METALS RECOVERY	
AQUEOUS INORGANIC TREATMENT	
LANDFILL/SURFACE IMPOUNDMENT	
STABILIZATION	
ENERGY RECOVERY	

NEW YORK

2005 INTERSTATE SHIPMENTS AND RECEIPTS

24 Quantity of RCRA Hazardous Waste Interstate Shipments: 118,526 Tons

25 Quantity of RCRA Hazardous Waste Interstate Receipts: 64,883 Tons

26 New York Interstate Shipment / Receipts (As reported by New York):

The State to which New York shipped the largest quantity of waste was New Jersey (48,545 tons).

The State that shipped the largest quantity of waste to New York was New Jersey (16,674 tons).

NORTH CAROLINA

2005 WASTE GENERATION, CONTINUED

4 Quantities of Waste Generated in 2005 That Were Reported with Only Characteristic Waste Codes,

Waste Has Only Characteristic Codes	Tons of Waste Generated	Waste Has Only Listed Codes	Tons of Waste Generated	Waste Has Both Characteristic And Listed Codes	Tons of Waste Generated
ONLY IGNITABLE	7,695	ONLY AN F CODE	3,660		
ONLY CORROSIVE	6,527	ONLY A K CODE	36,042		
ONLY REACTIVE	98	ONLY A P CODE	3		
ONLY D004-17	294,706	ONLY A U CODE	189		
ONLY D018-43	957				
HAS MORE THAN ONE		HAS MORE THAN ONE			
	9,329		12		
TOTAL	319,313	TOTAL	39,906	Both Characteristic and Listed	24,847

5 Quantities of Waste Generated in 2005 That Were Multiply Coded

Waste Has Only Characteristic Codes But More Than One Applies	Tons of Waste Generated	Only Listed Codes But Has More Than One	Tons of Waste Generated	Both Characteristic And Listed Codes	Tons of Waste Generated
HAS IGNITABLE CODE	2,403			IGN. W/ AT LEAST 1 LSTD	22,175
HAS CORROSIVE CODE	7,194			CORR. W/ AT LEAST 1 LSTD	1,510
HAS REACTIVE CODE	305			REACT. W/ AT LEAST 1 LSTD	279
HAS D004-D017 CODE	7,337			D004-17 W/ AT LEAST 1 LSTD	4,787
HAS D018-D043 CODE	1,728			D018-43 W/ AT LEAST 1 LSTD	13,238
		HAS AN F CODE	12	F WASTE W/ AT LEAST 1 CHAR	23,672
		HAS A K CODE	0	K WASTE W/ AT LEAST 1 CHAR	634
		HAS A P CODE	5	P WASTE W/ AT LEAST 1 CHAR	53
		HAS A U CODE	7	U WASTE W/ AT LEAST 1 CHAR	647
TOTAL	9,329	TOTAL	12	TOTAL	24,847

Note: Columns may not sum to total because a waste code may apply to more than one waste. Mixtures with ignitable, corrosive, reactive, D004-17, and D018-43 characteristic codes may also contain other characteristic waste codes. Similarly, wastes with F, K, P, and U listed codes may have other listed waste codes.

D001, F003, D002, F005, D007, D008, D035, D009, D003, D006

*Based on the Federal hazardous waste codes most frequently reported, not the quantity generated.

Rank	NAICS	Description	Tons Generated
	3251	Basic Chemical Manufacturing	
	3311	Iron and Steel Mills and Ferroalloy Manufacturing	
	3255	Paint, Coating, and Adhesive Manufacturing	
	3344	Semiconductor and Other Electronic Component Manufacturing	
	3254	Pharmaceutical and Medicine Manufacturing	
	4226		
	3328		
	3329		
	3361		
	3231		

NCD057454670
NCD065300519
NCD003195161
NCD980842132
NCD042091975
NCD986215465
NCD986166338
NCD980843866
NCD049773245
NCD071561864
NCD018652339
NCD990868168
NCD041747775

AQUEOUS INORGANIC TREATMENT
AQUEOUS ORGANIC TREATMENT
ENERGY RECOVERY
FUEL BLENDING
INCINERATION
LAND TREATMENT/APPLICATION/FARMING
LANDFILL/SURFACE IMPOUNDMENT
METALS RECOVERY
OTHER DISPOSAL
OTHER RECOVERY
OTHER TREATMENT
SI.88 TD pGENT
SI.88 TDOI00 -tjE2LS RECOV0.00 -7.FLIZ(INCINERATION) T11j800 32.04 8D/F1 7.Managem E4RY

EPA ID	Site Name	City	
NCR000011197	NUCOR STEEL	COFIELD	27,904
NCD000648451	CLEAN HARBORS REIDSVILLE LL	REIDSVILLE	9,558
NCD982170292	EQ NORTH CAROLINA	APEX	6,346
NCD093340487	GERDAU AMERISTEEL US INC. - CHARLOTTE	CHARLOTTE	5,581
NCD980842132	ECOFLO INC.	GREENSBORO	3,908
NCD061263315	ASHLAND DISTRIBUTION	CHARLOTTE	3,888
NCR000012997	RF MICRO DEVICES FAB 3	GREENSBORO	2,870
NCD050409150	GENERAL ELECTRIC COMPANY-WILMINGTON-NC	WILMINGTON	2,673
NCD047368642	E.I. DUPONT & CO. - FAYETTEVILLE WORKS	DUART TOWNSHIP	2,263
NCD981014749	CREE DURHAM	DURHAM	2,107
NCR000008458	SOUTH ATLANTIC GALVANIZING	GRAHAM	1,926
NCD018652339	FREIGHTLINER TRUCKS - CLEVELAND TMP	CLEVELAND	1,416
NCD986166338	ONYX ENVIRONMENTAL SVCS,L.L.C.	CREEDMOOR	1,306
NCD041415019	VALSPAR, INC.	HIGH POINT	1,293
NCD047373766	DSM PHARMACEUTICALS, INC.	GREENVILLE	1,195
NCD003214319	THE SHERWIN-WILLIAMS COMPANY	GREENSBORO	938
NCD024766719	WRIGHT CORPORATION	RIEGELWOOD	903
NCD079060059	SAFETY-KLEEN SYSTEMS, INC	CHARLOTTE	889
NCD057454670	ELEMENTIS CHROMIUM, L.P.	CASTLE HAYNE	766
NCD000776740	SAFETY-KLEEN SYSTEMS, INC	RALEIGH	761
NC1170027261	MCAS CHERRY POINT	HAVELOCK	752
NCD049997786	BASF CORPORATION	MORGANTON	733
NCD003232030	VALSPAR	HIGH POINT	689
NCD986166429	FMC CORPORATION - LITHIUM DIV - SO UNIT	BESSEMER CITY	638
NCD071561864	THE SHERWIN-WILLIAMS COMPNAY	GREENSBORO	614
NCD077840148	SAFETY-KLEEN SYSTEMS, INC	ARCHDALE	592
NCD062567623	COGNIS CORP.	CHARLOTTE	564
NCD981931256	DEL LABORATORIES, INC	ROCKY POINT	510
NCD006390561	AKZO NOBEL COATINGS, INC.	HIGH POINT	498
NCD980846935	SAFETY-KLEEN SYSTEMS, INC	ST PAUL	484
NCD000623116	NATIONAL STARCH AND CHEMICAL COMPANY	SALISBURY	478
NCD990868168	SUN CHEMICAL CORPORATION	CHARLOTTE	460
NCD091245498	FREIGHTLINER LLC - MT. HOLLY	MT. HOLLY	453
NCR000001651	AMERICAN DISTILLATION, INC.	LELAND	436
NCD079047148	CHEMICAL COATINGS, INC.	HUDSON	406
NCD067441394	ORACLE FLEXIBLE PACKAGING, INC. 604	WINSTON SALEM	380
NCD047372503	BRENNTAG SOUTHEAST,INC. - DURHAM	DURHAM	359
NCD085083004	DANAHER TOOL GROUP	GASTONIA	356
NCD003163888	HENREDON FURNITURE	MORGANTON	351
NCD018946590	NCIDEA	RTP	
NCD083673616	REEVES BROTHERS, INC./GRACE ADVANCED MAT	RUTHERFORDTON	
NCD980844674	ALSCO METALS CORPORATION	ROXBORO	
NCD049773245	DETREX CORPORATION	CHARLOTTE	
NCD042091215	AVOCA INCORPORATED	MERRY HILL	
NCD194078838	BLUE RIDGE METALS CORP.	FLETCHER	
NCD041048448	INTELICOAT TECHNOLOGIES	MATTHEWS	
NCD072003635	ATHOL CORPORATION	BUTNER	
NCD980710602	MERCHANTS METALS	STATESVILLE	
NCR000006627	KEATING GRAVURE USA, LLC	CHARLOTTE	
NCD003221546	DOW CORNING CORPORATION	GREENSBORO	

NORTH CAROLINA

2005 WASTE RECEIPTS

18 Number of RCRA Hazardous Waste Receivers: 21

19 Quantity of RCRA Hazardous Waste Received: 91,110 Tons

20 Fifty Largest RCRA Hazardous Waste Receivers in the State, 2005

Rank	EPA ID	Site Name	City	Quantity Received (Tons)
1	NCD052547635	GLAXOSMITHKLINE- SOUTH CAMPUS	DURHAM	46,932
2	NCD000648451	CLEAN HARBORS REIDSVILLE LL	REIDSVILLE	18,266
3	NCD980842132	ECOFLO INC.	GREENSBORO	9,963
4	NCD982170292	EQ NORTH CAROLINA	APEX	7,992
5	NCD061263315	ASHLAND DISTRIBUTION	CHARLOTTE	4,009
6	NCD986166338	ONYX ENVIRONMENTAL SVCS,L.L.C.	CREEDMOOR	1,306
7	NCD049773245	DETREX CORPORATION	CHARLOTTE	647
8	NCD077840148	SAFETY-KLEEN SYSTEMS, INC	ARCHDALE	459
9	NCD079060059	SAFETY-KLEEN SYSTEMS, INC	CHARLOTTE	425
10	NCD000776740	SAFETY-KLEEN SYSTEMS, INC	RALEIGH	407
11	NCD980846935	SAFETY-KLEEN SYSTEMS, INC	ST PAUL	308
12	NCD095119210	METALLIX INC.	GREENVILLE	170
13	NCD000771964	FMC CORPORATION - LITHIUM DIVISION	BESSEMER CITY	85
14	NCD982090383	MANNINGTON WOOD FLOORS, INC.	HIGH POINT	59
15	NCD982093783	THE UNIVERSITY OF NC AT CHAPEL HILL	CHAPEL HILL	38
16	NCD003217536	HICKORY WHITE- CASE GOODS	HICKORY	14
17	NCD000830737	NORTH CAROLINA STATE UNIVERSITY	RALEIGH	12
18	NC6170022580	MARINE CORPS BASE, CAMP LEJEUNE	CAMP LEJEUNE	10
19	NC0991302838	DURHAM COUNTY GENERAL SERVICES	DURHAM	6
20	NC8210020121	HQ, GARRISON COMMAND (ABN)	FORT BRAGG	1
21	NCD065655599	GLAXOSMITHKLINE- NORTH CAMPUS	DURHAM	1
Total				91,110

Note: Column may not sum to total due to rounding.
State may have fewer than fifty facilities that received waste.

NORTH CAROLINA

2005 WASTE RECEIPTS, CONTINUED

NORTH CAROLINA

2005 INTERSTATE SHIPMENTS AND RECEIPTS

24 Quantity of RCRA Hazardous Waste Interstate Shipments: 97,051 Tons

25 Quantity of RCRA Hazardous Waste Interstate Receipts: 31,573 Tons

26 North Carolina Interstate Shipment / Receipts (As reported by North Carolina):

The State to which North Carolina shipped the largest quantity of waste was Ohio (25,739 tons).

The State that shipped the largest quantity of waste to North Carolina was Virginia (16,183 tons).

EPA ID	Site Name	
NDD006175467	TESORO REFINING AND MARKETING COMPANY	MANDAN
NDR000003681	UAP DISTRIBUTION INC.	MAPLETON
NDD980957070	SAFETY-KLEEN SYSTEMS, INC	BISMARCK
NDD000716738	SAFETY-KLEEN SYSTEMS, INC	
NDD986271872	DMI INDUSTRIES	
NDR000002576	LM GLASFIBER (ND) INC.	
NDD053426565	GOODRICH CORPORATION	
NDD982591794	WASTE RECOVERY SERVICES, INC.	
NDD167721265	HEALTHCARE ENVIRONMENTAL SERVICES, INC.	
NDD986267938	TECTON PRODUCTS, LLC	
NDD089489736	NORTH DAKOTA STATE UNIVERSITY	
NDD990872590	CNH AMERICA LLC	
NDD000690594	DAKOTA GASIFICATION COMPANY	

549,686

NORTH DAKOTA

2005 WASTE GENERATION, CONTINUED

4 Quantities of Waste Generated in 2005 That Were Reported with Only Characteristic Waste Codes, Only Listed Waste Codes, or Both Characteristic and Listed Waste Codes

Waste Has Only Characteristic Codes	Tons of Waste Generated	Waste Has Only Listed Codes	Tons of Waste Generated	Waste Has Both Characteristic And Listed Codes	Tons of Waste Generated
ONLY IGNITABLE	10	ONLY AN F CODE	14		
ONLY CORROSIVE	2	ONLY A K CODE	103		
ONLY REACTIVE	0	ONLY A P CODE	0		
ONLY D004-17	297	ONLY A U CODE	4		
ONLY D018-43	547,774				
HAS MORE THAN ONE CHARACTERISTIC CODE	879	HAS MORE THAN ONE LISTED CODE	267		
TOTAL	548,962	TOTAL	387	Both Characteristic and Listed	337

5 Quantities of Waste Generated in 2005 That Were Multiply Coded

Waste Has Only Characteristic Codes But More Than One Applies	Tons of Waste Generated	Only Listed Codes But Has More Than One	Tons of Waste Generated	Both Characteristic And Listed Codes	Tons of Waste Generated
HAS IGNITABLE CODE	319			IGN. W/ AT LEAST 1 LSTD	282
HAS CORROSIVE CODE	549			CORR. W/ AT LEAST 1 LSTD	0
HAS REACTIVE CODE	543			REACT. W/ AT LEAST 1 LSTD	0
HAS D004-D017 CODE	110			D004-17 W/ AT LEAST 1 LSTD	108
HAS D018-D043 CODE	329			D018-43 W/ AT LEAST 1 LSTD	188
		HAS AN F CODE	267	F WASTE W/ AT LEAST 1 CHAR	337
		HAS A K CODE	267	K WASTE W/ AT LEAST 1 CHAR	0
		HAS A P CODE	0	P WASTE W/ AT LEAST 1 CHAR	0
		HAS A U CODE	0	U WASTE W/ AT LEAST 1 CHAR	1
TOTAL	879	TOTAL	267	TOTAL	337

Note: Columns may not sum to total because a waste code may apply to more than one waste. Mixtures with ignitable, corrosive, reactive, D004-17, and D018-43 characteristic codes may also contain other characteristic waste codes. Similarly, wastes with F, K, P, and U listed codes may have other listed waste codes.

6 Top Ten Wastes Generated*: D001, D008, D007, D039, D018, D002, D040, F003, D006, D009

*Based on the Federal hazardous waste codes most frequently reported, not the quantity generated.

7 Top Ten Quantities of Waste Generated in 2005, by NAICS Code

Rank	NAICS	Description	Tons Generated
1	3241	Petroleum and Coal Products Manufacturing	548,686
2	5621	Waste Collection	348
3	4249	Miscellaneous Nondurable Goods Merchant Wholesalers	231
4	3323	Architectural and Structural Metals Manufacturing	108
5	5622	Waste Treatment and Disposal	107
6	3261	Plastics Product Manufacturing	103
7	3364	Aerospace Product and Parts Manufacturing	64
8	6113	Colleges, Universities, and Professional Schools	17
9	3331	Agriculture, Construction, and Mining Machinery Manufacturing	13
10	2212	Natural Gas Distribution	9
Total			549,686

AQUEOUS ORGANIC TREATMENT

EPA ID	Site Name	City	
NDD006175467	TESORO REFINING AND MARKETING COMPANY	MANDAN	644
NDR000003681	UAP DISTRIBUTION INC.	MAPLETON	231
NDD980957070	SAFETY-KLEEN SYSTEMS, INC	BISMARCK	189
NDD000716738	SAFETY-KLEEN SYSTEMS, INC	FARGO	181
NDR000002576	LM GLASFIBER (ND) INC.	GRAND FORKS	64
NDD053426565	GOODRICH CORPORATION	JAMESTOWN	64
NDD982591794	WASTE RECOVERY SERVICES, INC.	BELFIELD	56
NDD167721265	HEALTHCARE ENVIRONMENTAL SERVICES, INC.	FARGO	51
NDD986267938	TECTON PRODUCTS, LLC	FARGO	39
NDD986271872	DMI INDUSTRIES	WEST FARGO	18
NDD089489736	NORTH DAKOTA STATE UNIVERSITY	FARGO	17
NDD990872590	CNH AMERICA LLC	FARGO	13
NDD000690594	DAKOTA GASIFICATION COMPANY	BEULAH	3
			1,569

NORTH DAKOTA

2005 WASTE RECEIPTS

18 Number of RCRA Hazardous Waste Receivers: 3

19 Quantity of RCRA Hazardous Waste Received: 611 Tons

20 Fifty Largest RCRA Hazardous Waste Receivers in the State, 2005

Rank	EPA ID	Site Name	City	Quantity Received (Tons)
1	NDD982591794	WASTE RECOVERY SERVICES, INC.	BELFIELD	351
2	NDD980957070	SAFETY-KLEEN SYSTEMS, INC	BISMARCK	141
3	NDD000716738	SAFETY-KLEEN SYSTEMS, INC	FARGO	119
Total				611

Note: Column may not sum to total due to rounding.
State may have fewer than fifty facilities that received waste.

NORTH DAKOTA

2005 WASTE RECEIPTS, CONTINUED

**21 Quantity of RCRA Hazardous Waste Managed by Management Method
Limited to Waste Received from Offsite, 2005**

Management Method	Quantity Managed (tons)	Percentage of Quantity	Number of Facilities	Percentage of Facilities
FUEL BLENDING	88	14.4	1	33.3
STORAGE AND/OR TRANSFER	523	85.6	3	100.0
	611	100.0	3	

**22 Management Method by Quantity of RCRA Hazardous Waste Managed
Limited to Waste Received from Offsite, 2005**

Management Method	Quantity Managed (tons)	Percentage of Quantity	Number of Facilities	Percentage of Facilities
STORAGE AND/OR TRANSFER	523	85.6	3	100.0
FUEL BLENDING	88	14.4	1	33.3
	611	100.0	3	

**23 Management Method and Quantity of RCRA Hazardous Waste Managed by Number of Facilities
Limited to Waste Received from Offsite, 2005**

Management Method	Quantity Managed (tons)	Percentage of Quantity	Number of Facilities	Percentage of Facilities
STORAGE AND/OR TRANSFER	523	85.6	3	100.0
FUEL BLENDING	88	14.4	1	33.3
	611	100.0	3	

Note: Columns may not sum to total due to rounding.
Number of Facilities column may not sum to total because facilities may have multiple handling methods.

NORTH DAKOTA

2005 INTERSTATE SHIPMENTS AND RECEIPTS

- 24 Quantity of RCRA Hazardous Waste Interstate Shipments: 1,549 Tons**
- 25 Quantity of RCRA Hazardous Waste Interstate Receipts: 141 Tons**
- 26 North Dakota Interstate Shipment / Receipts (As reported by North Dakota):**

EPA ID

OHD042157644 INNOVENE USA LLC
OHD004254132 CHEVRON ENVIRONMENTAL MANAGEMENT CO
OHD055829022 FORMER SK WELLMAN SITE / EGBERT CORP
OHD005048947 SYSTECH ENVIRONMENTAL CORPORATION
OHD004234480 AK STEEL CORP MIDDLETOWN WORKS
OHD020273819 VICKERY ENVIRONMENTAL INC
OHD048415665
OHD045243706 AK STEEL CATITY-KLEE870ORP MSRPORATIOENVIRONMESUNOCO LLMMICALATIOTAL ONYXNC.ONMENTAL COR
OHR000002279
OHD060409521
OHD980613541
OHR000110197
OHD980587364
OHD005108477
OHD093945293
OHD004465100
OHD980618177
OHD004207809
OHD004460143
OHD004157418
OHD004172623
OHD980897656
OHD042319244
OHD016077802
OHD004304689
OHD001926740
OHD071654958
OHD076796887
OHD032271975
OHD048782049
OHD098435134
OHD083377010
OHD066060609
OHD004227708
OHD004281598
OHD046430328
OHD004178612
OHR000032151
OHD000817080
OHD048107049
OHD981529688
OHD087433744
OHD005041843
OHD990834483
OHD980794242
OHD046632717
OHD004210563
OH6890008984
OHD986979425
OHR000012617

2,010,074

15,096

OHD042157644
OHD045243706
OHD020273819
OHD987048733
OHD005048947
OHD004234480
OHD048415665
OHD980568992
OHD000816629
OHD980613541
OHD093945293
OHD980587364
OHD001926740
OHD042319244
OHD004304689
OHD005108477
OHD980897656
OHD004460143
OHD004172623
OHD004274031
OHD066060609
OHD083377010
OHD981529688
OHD004199782

EPA ID	Site Name	
OHD004254132	CHEVRON ENVIRONMENTAL MANAGEMENT CO	HOOVEN
OHD055829022	FORMER SK WELLMAN SITE / EGBERT CORP	BEDFORD
OHD005048947	SYSTECH ENVIRONMENTAL CORPORATION	PAULDING
OHD000816629	SPRING GROVE RESOURCE RECOVERY	CINCINNATI
OHD048415665	ROSS INCINERATION SERVICES, INC.	GRAFTON
OHD045243706	ENVIROSAFE SERVICES OF OHIO INC	OREGON
OHR000002279	NORTH STAR BLUESCOPE STEEL LLC	DELTA
OHD060409521	WCI STEEL INC	WARREN
OHD093945293	ONYX ENVIRONMENTAL SERVICES LLC	WEST CARROLLTON
OHD980613541	VON ROLL AMERICA INC	EAST LIVERPOOL
OHR000110197	REPUBLIC ENGINEERED PRODUCTS INC	CANTON
OHD004465100	TIMKEN COMPANY - CANTON PLANTS	CANTON
OHD980618177	WHEELING-PITTSBURGH STEEL MINGO JUNCTION	MINGO JUNCTION
OHD066060609	CHEMTRON CORP.	AVON
OHD004207809	MANFREDI SPECIAL SERVICES	CLEVELAND
OHD004157418	AK STEEL CORPORATION	MANSFIELD
OHD980897656	CHEMICAL SOLVENTS INC	CLEVELAND
OHD016077802	V&M STAR	YOUNGSTOWN
OHD001926740	HUKILL CHEMICAL CORPORATION	BEDFORD
OHD071654958	TOXCO INC	LANCASTER
OHD076796887	BASF CORPORATION	GREENVILLE
OHD980587364	SAFETY-KLEEN SYSTEMS INC	HEBRON
OHD083377010	ENVIRONMENTAL ENTERPRISES INC	CINCINNATI
OHD042319244	METALLURG VANADIUM CORPORATION	CAMBRIDGE
OHD032271975	NUCOR STEEL	MARION
OHD048782049	MIDWEST GUARDIAN INC	WAPAKONETA
OHD098435134	TIMET	TORONTO
OHD004227708	REPUBLIC ENGINEERED PRODUCTS INC	MASSILLON
OHD004281598	AK STEEL CORPORATION - ZANESVILLE WORKS	ZANESVILLE
OHD046430328	SHERWIN-WILLIAMS	COLUMBUS
OHR000032151	PREMCOR REFINING GROUP INC	LIMA
OHD004304689	PPG INDUSTRIES OHIO INC	CIRCLEVILLE
OHD000817080	HOOVER COMPANY - INDUSTRIAL PARK PLANT	NORTH CANTON
OHD980568992	ENVIRITE OF OHIO INC	CANTON
OHD004178612	GENERAL ENVIRONMENTAL MANAGMENT LLC	CLEVELAND
OHD048107049	MARATHON PETROLEUM COMPANY LLC	CANTON
OHD087433744	CECOS INTERNATIONAL INC	WILLIAMSBURG
OHD005041843	DUPONT TOLEDO PLANT	TOLEDO
OHD990834483	SCOTTS COMPANY	MARYSVILLE
OHD980794242	PRESTOLITE	MANSFIELD
OHD046632717	RESEARCH ORGANICS INC	CUYAHOGA HEIGHTS
OHD004460143	PPG INDUSTRIES OHIO INC	ING CORP
OHD004210563	DOVER CHEMICAL CORP	CANTON
OH6890008984	US DOE CH2M HILL MOUND INC	ZANESVILLE
OHD986979425	GREGORY INDUSTRIES	OREGON
OHR000012617	OHIO GALVANIZING CORP	CIRCLEVILLE
OHD004172623	LUBRIZOL CORPORATION	COLUMBNC350418NCO.79-15.0399Quantity Shipped041823 3
OHD005046511	SUNOCO R&S	
OHD043736644	THOMSON INC	
OHD004288890	AKZO NOBEL COATINGS INC	

OHIO

2005 WASTE RECEIPTS, CONTINUED

AQUEOUS INORGANIC TREATMENT
AQUEOUS ORGANIC TREATMENT
DEEPWELL OR UNDERGROUND INJECTION

OHIO

2005 INTERSTATE SHIPMENTS AND RECEIPTS

24 Quantity of RCRA Hazardous Waste Interstate Shipments: 571,767 Tons

25 Quantity of RCRA Hazardous Waste Interstate Receipts: 500,400 Tons

26 Ohio Interstate Shipment / Receipts (As reported by Ohio):

The State to which Ohio shipped the largest quantity of waste was Indiana (238,896 tons).

The State that shipped the largest quantity of waste to Ohio was Indiana (99,610 tons).

OKD079981874
OKR000017715
OKD065438376
OKD007233836
OKP410174419
OKP410173587
OKD072424104
OKD057705972
OK1571724391
OK6213822798
OKD099714354
OKD007188097
OKD990750960
OKD000829440
OKD980877856
OKD001824564
OKD020721098
OKD987097151
OKR000004721
OKD007194475
OKD987085859
OKD000758557
OKD062267448
OKR000002832
OKR000018390
OKD007218167
OKD053959326
OKD007218340
OKD078648888
OKR000004150
OKT410010797
OKR000019000
OKD061631354
OKR000015503
OKD065436180
OKD082565714
OKD000396549
OKD980864052
OKD058078775
OKD000763821
OKD007222805
OKD980878474
OKD007207129
OKD000815001
OKD007220262
OKD990697666
OKD07

OKD07

OKLAHOMA

2005 WASTE GENERATION, CONTINUED

4 Quantities of Waste Generated in 2005 That Were Reported with Only Characteristic Waste Codes, Only Listed Waste Codes, or Both Characteristic and Listed Waste Codes

Waste Has Only Characteristic Codes	Tons of Waste Generated	Waste Has Only Listed Codes	Tons of Waste Generated	Waste Has Both Characteristic And Listed Codes	Tons of Waste Generated
ONLY IGNITABLE	1,167	ONLY AN F CODE	13,704		
ONLY CORROSIVE	22,364	ONLY A K CODE	4,330		
ONLY REACTIVE	1,686	ONLY A P CODE	0		
ONLY D004-17	13,295	ONLY A U CODE	33		
ONLY D018-43	592				
HAS MORE THAN ONE CHARACTERISTIC CODE	5,476	HAS MORE THAN ONE LISTED CODE	232		
TOTAL	44,581	TOTAL	18,300	Both Characteristic and Listed	149,052

5 Quantities of Waste Generated in 2005 That Were Multiply Coded

Waste Has Only Characteristic Codes But More Than One Applies	Tons of Waste Generated	Only Listed Codes But Has More Than One	Tons of Waste Generated	Both Characteristic And Listed Codes	Tons of Waste Generated
HAS IGNITABLE CODE	966			IGN. W/ AT LEAST 1 LSTD	5,377
HAS CORROSIVE CODE	4,452			CORR. W/ AT LEAST 1 LSTD	6,038
HAS REACTIVE CODE	34			REACT. W/ AT LEAST 1 LSTD	1,944
HAS D004-D017 CODE	4,705			D004-17 W/ AT LEAST 1 LSTD	143,618
HAS D018-D043 CODE	891			D018-43 W/ AT LEAST 1 LSTD	5,677
		HAS AN F CODE	232	F WASTE W/ AT LEAST 1 CHAR	145,573
		HAS A K CODE	232	K WASTE W/ AT LEAST 1 CHAR	6,757
		HAS A P CODE	0	P WASTE W/ AT LEAST 1 CHAR	20
		HAS A U CODE	0	U WASTE W/ AT LEAST 1 CHAR	2,258
TOTAL	5,476	TOTAL	232	TOTAL	149,052

Note: Columns may not sum to total because a waste code may apply to more than one waste. Mixtures with ignitable, corrosive, reactive, D004-17, and D018-43 characteristic codes may also contain other characteristic waste codes. Similarly, wastes with F, K, P, and U listed codes may have other listed waste codes.

6 Top Ten Wastes Generated*: D001, D007, D008, D002, D006, F005, F003, D035, D018, D039

*Based on the Federal hazardous waste codes most frequently reported, not the quantity generated.

7 Top Ten Quantities of Waste Generated in 2005, by NAICS Code

Rank	NAICS	Description	Tons Generated
1	3363	Motor Vehicle Parts Manufacturing	136,545
2	3253	Pesticide, Fertilizer, and Other Agricultural Chemical Manufacturing	19,725
3	5622	Waste Treatment and Disposal	14,195
4	9211	Executive, Legislative, and Other General Government Support	9,225
5	3241	Petroleum and Coal Products Manufacturing	9,044
6	3329	Other Fabricated Metal Product Manufacturing	3,285
7	3251	Basic Chemical Manufacturing	2,954
8	3326	Spring and Wire Product Manufacturing	2,844
9	4881	Support Activities for Air Transportation	2,004
10	3328	Coating, Engraving, Heat Treating, and Allied Activities	1,943
Total			201,764

OKLAHOMA

2005 WASTE MANAGEMENT

8 Number of RCRA Facilities Contributing to the Hazardous Waste Managed: 19

9 Quantity of RCRA Hazardous Waste Managed: 219,642 Tons

10 Fifty Largest RCRA Hazardous Waste Management Facilities in the State, 2005

Rank	EPA ID	Site Name	City	Tons of Waste Managed
1	OKD079981874	GABRIEL RIDE CONTROL PRODUCTS, INC.	CHICKASHA	136,210
2	OKD065438376	LONE MOUNTAIN FACILITY	WAYNOKA	56,802
3	OKR000017715	JUPITER SULPHUR, LLC	PONCA CITY	19,725
4	OKD987097151	TRICAT INC	MCALESTER	3,283
5	OK6213822798	MCALESTER ARMY AMMUNITION PLANT	MCALESTER	1,627
6	OKD980877856	EATON CORPORATION	VINITA	647
7	OKD007194475	KIMRAY INC.	OKLAHOMA CITY	502
8	OKD000758557	CHROMALLOY OKLAHOMA	MIDWEST CITY	349
9	OKD007207129	GEMINI COATINGS, INC.	EL RENO	120
10	OKD000396549	WYNNEWOOD REFINING COMPANY	WYNNEWOOD	104
11	OKD001824564	AMERICAN AIRLINES, INC. M & E CENTER	TULSA	79
12	OK0690540000	US FAA MIKE MONRONEY AERONAUTICAL CENTER	OKLAHOMA CITY	61
13	OKD007206105	CMI TEREX CORPORATION	OKLAHOMA CITY	46
14	OKD981149602	METAL CONTAINER CORPORATION	OKLAHOMA CITY	33
15	OKD042600130	SPIRIT AEROSYSTEMS INC	MCALESTER	29
16	OKD007217748	SMITH FIBERCAST	SAND SPRINGS	13
17	OKR000014506	CONTRACT MANUFACTURER LLC	MADILL	5
18	OKP410173816	HASKELL ARMORY	HASKELL	5
19	OKT410010797	REINFORCING SERVICES INC.	CATOOSA	2
Total				219,642

Note: Column may not sum to total due to rounding. Quantities of Waste

OKLAHOMA

2005 WASTE MANAGEMENT, CONTINUED

11 Quantity of RCRA Hazardous Waste Managed by Management Method, 2005

Management Method	Quantity Managed (tons)	Percentage of Quantity	Number of Facilities	Percentage of Facilities
AQUEOUS INORGANIC TREATMENT	136,619	62.2	3	15.8
INCINERATION	1,252	0.6	1	5.3
LANDFILL/SURFACE IMPOUNDMENT	45,404	20.7	2	10.5
OTHER DISPOSAL	29	0.0	1	5.3
OTHER RECOVERY	3,772	1.7	2	10.5
OTHER TREATMENT	32,159	14.6	5	26.3
SLUDGE TREATMENT	104	0.0	1	5.3
SOLVENTS RECOVERY	218	0.1	5	26.3
STABILIZATION	84	0.0	2	10.5
	219,642	100.0	19	

12 Management Method by Quantity of RCRA Hazardous Waste Managed, 2005

Management Method	Quantity Managed (tons)	Percentage of Quantity	Number of Facilities	Percentage of Facilities
AQUEOUS INORGANIC TREATMENT	136,619	62.2	3	15.8
LANDFILL/SURFACE IMPOUNDMENT	45,404	20.7	2	10.5
OTHER TREATMENT	32,159	14.6	5	26.3
OTHER RECOVERY	3,772	1.7	2	10.5
INCINERATION	1,252	0.6	1	5.3
SOLVENTS RECOVERY	218	0.1	5	26.3
SLUDGE TREATMENT	104	0.0	1	5.3
STABILIZATION	84	0.0	2	10.5
OTHER DISPOSAL	29	0.0	1	5.3
	219,642	100.0	19	

13 Management Method and Quantity of RCRA Hazardous Waste Managed by Number of Facilities, 2005

Management Method	Quantity Managed (tons)	Percentage of Quantity	Number of Facilities	Percentage of Facilities
OTHER TREATMENT	32,159	14.6	5	26.3
SOLVENTS RECOVERY	218	0.1	5	26.3
AQUEOUS INORGANIC TREATMENT	136,619	62.2	3	15.8
LANDFILL/SURFACE IMPOUNDMENT	45,404	20.7	2	10.5
OTHER RECOVERY	3,772	1.7	2	10.5
STABILIZATION	84	0.0	2	10.5
INCINERATION	1,252	0.6	1	5.3
OTHER DISPOSAL	29	0.0	1	5.3
SLUDGE TREATMENT	104	0.0	1	5.3
	219,642	100.0	19	

Note: Columns may not sum to total due to rounding.

Number of Facilities column may not sum to total because facilities may have multiple handling methods.

Facilities reporting storage only and their quantity managed are excluded.

14 Top Ten Wastes Managed*: D007, D008, D002, D006, D005, D004, D010, D009, D011, F006

*Based on the Federal hazardous waste codes most frequently reported, not the quantity managed.

17 Fifty Larh423.36 tTd(10)TJT*,

Rank	EPA ID	Site Name	City	Quantity Shipped (Tons)
1	OKD007233836	CONOCOPHILLIPS REFINERY/TECHNOLOGY/TRANS	PONCA CITY	5,523
2	OKP410174419	US-277 OVER DEEP RED CREEK O`FLOW	RANDLETT	5,292
3	OKP410173587	COUNTY ROAD 183 OVER I-40 MILE MARKER 16	SAYRE	3,859
4	OKD072424104	BAKER PETROLITE CHEMICALS	SAND SPRINGS	2,433
5	OKD057705972	VALERO REFINING COMPANY-OKLAHOMA	ARDMORE	1,890
6	OK1571724391	TINKER AIR FORCE BASE	TINKER AFB	1,666
7	OKD099714354	OKLAHOMA STEEL & WIRE CO., INC.	MADILL	1,463
8	OKD007188097	SOUTHWESTERN WIRE	NORMAN	1,382
9	OKD990750960	SINCLAIR TULSA REFINING COMPANY	TULSA	903
10	OKD000829440	HORSEHEAD CORP.	BARTLESVILLE	824
11	OKD020721098	DELTA FAUCET OF OKLAHOMA	CHICKASHA	687
12	OKD001824564	AMERICAN AIRLINES, INC. M & E CENTER	TULSA	674
13	OKD987097151	TRICAT INC	MCALESTER	644
14	OKR000004721	VALMONT COATINGS - OKLAHOMA GALVANIZING	CLAREMORE	624
15	OKD980878474	SAFETY-KLEEN SYSTEMS, INC	OKLAHOMA CITY	621
16	OKD987085859	LMI FINISHING, INC.	TULSA	508
17	OKD000396549	WYNNEWOOD REFINING COMPANY	WYNNEWOOD	493
18	OKD000763821	SAFETY-KLEEN SYSTEMS, INC	TULSA	416
19	OKD062267448	IMATION ENTERPRISES CORP.	WEATHERFORD	377
20	OKR000002832	AIR PRODUCTS AND CHEMICALS, INC.	CATOOSA	346
21	OKR000018390	OKLAHOMA ARCADIAN UTILITIES, LLC	OKLAHOMA CITY	343
22	OKD007218167	NORTH AMERICAN GALVANIZING COMPANY P1	TULSA	340
23	OKD053959326	WEBCO INDUSTRIES, INC. SWT DIVISION	SAND SPRINGS	337
24	OKD007218340	SOUTHWEST UNITED INDUSTRIES	TULSA	333
25	OKD078648888	EXPLORER PIPELINE COMPANY	GLENPOOL	319
26	OKT410010797	REINFORCING SERVICES INC.	CATOOSA	286
27	OKR000019000	UMICORE OPTICAL MATERIALS USA INC.	QUAPAW	260
28	OKD061631354	CROSBY GROUP - MCKISSICK PRODUCTS	TULSA	216
29	OKR000015503	CHEVRON PHILLIPS CHEMICAL CO., LP.	BARTLESVILLE	213
30	OKD065436180	NATIONAL STANDARD COMPANY	STILLWATER	211
31	OKD079981874	GABRIEL RIDE CONTROL PRODUCTS, INC.	CHICKASHA	178
32	OKD980864052	NORDAM REPAIR DIVISION	TULSA	167
33	OKD058078775	SUNOCO, INC. (R&M)	TULSA	166
34	OKD980877856	EATON CORPORATION	VINITA	163
35	OKD007222805	OWENS-BROCKWAY GLASS CONTAINER INC.	MUSKOGEE	151
36	OKD007207129	GEMINI CAOTINGS, INC.	EL RENO	142
37	OKD000815001	NORTH AMERICAN GALVANIZING COMPANY PL2	TULSA	141
38	OKD079986568	XEROX CORPORATION	YUKON	134
39	OKD990697666	OZARK FLUORINE SPECIALTIES INC.	TULSA	133
40	OKD007220262	SPIRIT AEROSYSTEMS, INC.	TULSA	133
41	OKD007219181	SHEFFIELD STEEL CORPORATION	SAND SPRINGS	133
42	OKD045349982	DUNCAN REFINERY	COMANCHE	130
43	OKD043440999	ARMSTRONG WORLD INDUSTRIES, INC.	STILLWATER	120
44	OKD007192719	ALLIED MATERIALS CORPORATION	STROUD	115
45	OKD990696890	FLEX-N-GATE OKLAHOMA, L.L.C.	ADA	112
46	OKR000004150	QUALITY FINISHING, INC.	MCALESTER	111
47	OKD064551880	INTERPLASTIC CORPORATION	PRYOR	104
48	OKD074294612	MERCURY MERCURISER	STILLWATER	97
49	OK4213720846	HQ.USAFACFS, DPW, ENVIRONMENTAL DIVISION	FORT SILL	92
50	OKR000017822	NORDAM MANUFACTURING DIVISION - I&S	TULSA	92
Total				36,097

Note: Column may not sum to total due to rounding.
State may have fewer than fifty shippers.

OKLAHOMA

2005 WASTE RECEIPTS

18 Number of RCRA Hazardous Waste Receivers: 7

19 Quantity of RCRA Hazardous Waste Received: 48,203 Tons

20 Fifty Largest RCRA Hazardous Waste Receivers in the State, 2005

Rank	EPA ID	Site Name	City	Quantity Received (Tons)
1	OKD065438376	LONE MOUNTAIN FACILITY	WAYNOKA	44,207
2	OKD987097151	TRICAT INC	MCALESTER	3,283
3	OKD980878474	SAFETY-KLEEN SYSTEMS, INC	OKLAHOMA CITY	400
4	OKD000763821	SAFETY-KLEEN SYSTEMS, INC	TULSA	278
5	OKD982293334	ENVIRONMENTAL MANAGEMENT, INC.	GUTHRIE	25
6	OKD000803601	CONOCOPHILLIPS COMPANY	BARTLESVILLE	5
7	OKP410173816	HASKELL ARMORY	HASKELL	5
Total				48,203

Note: Column may not sum to total due to rounding.
 State may have fewer than fifty facilities that received waste.

OKLAHOMA

2005 INTERSTATE SHIPMENTS AND RECEIPTS

24 Quantity of RCRA Hazardous Waste Interstate Shipments: 31,072 Tons

25 Quantity of RCRA Hazardous Waste Interstate Receipts: 42,325 Tons

26 Oklahoma Interstate Shipment / Receipts (As reported by Oklahoma):

The State to which Oklahoma shipped the largest quantity of waste was Michigan (9,483 tons).

The State that shipped the largest quantity of waste to Oklahoma was Massachusetts (7,363 tons).

ORD045776432
ORD050955848
ORD054964481
ORQ000025224
ORR000001420
ORQ000004382
ORD000602110
ORD980725592
ORQ000005173
ORD980726277
ORD089452353
ORD009615774
ORD980980353
ORD981766124
ORD041265372
ORD009035817
ORD085979474
ORD009412602
ORD982656076
ORD000773937
ORD987195088
ORQ000024450
ORD009020231
ORD081182180
OR0000148833
ORD982652463
ORD009027970
OR0000940692
ORD018216887
ORD0 W nRMD6

OREGON

2005 WASTE GENERATION, CONTINUED

4 Quantities of Waste Generated in 2005 That Were Reported with Only Characteristic Waste Codes,

Waste Has Only Characteristic Codes	Tons of Waste Generated	Waste Has Only Listed Codes	Tons of Waste Generated	Waste Has Both Characteristic And Listed Codes	Tons of Waste Generated
ONLY IGNITABLE	2,331	ONLY AN F CODE	6,275		
ONLY CORROSIVE	4,982	ONLY A K CODE	13,867		
ONLY REACTIVE	237	ONLY A P CODE	0		
ONLY D004-17	1,550	ONLY A U CODE	682		
ONLY D018-43	124				
HAS MORE THAN ONE		HAS MORE THAN ONE			
	2,064		1,952		
TOTAL	11,287	TOTAL	22,777	Both Characteristic and Listed	6,249

5 Quantities of Waste Generated in 2005 That Were Multiply Coded

Waste Has Only Characteristic Codes But More Than One Applies	Tons of Waste Generated	Only Listed Codes But Has More Than One	Tons of Waste Generated	Both Characteristic And Listed Codes	Tons of Waste Generated
HAS IGNITABLE CODE	1,119			IGN. W/ AT LEAST 1 LSTD	5,346
HAS CORROSIVE CODE	1,153			CORR. W/ AT LEAST 1 LSTD	317
HAS REACTIVE CODE	73			REACT. W/ AT LEAST 1 LSTD	135
HAS D004-D017 CODE	1,337			D004-17 W/ AT LEAST 1 LSTD	1,071
HAS D018-D043 CODE	870			D018-43 W/ AT LEAST 1 LSTD	2,582
		HAS AN F CODE	64	F WASTE W/ AT LEAST 1 CHAR	6,118
		HAS A K CODE	63	K WASTE W/ AT LEAST 1 CHAR	0
		HAS A P CODE	1,889	P WASTE W/ AT LEAST 1 CHAR	5
		HAS A U CODE	1,889	U WASTE W/ AT LEAST 1 CHAR	903
TOTAL	2,064	TOTAL	1,952	TOTAL	6,249

Note: Columns may not sum to total because a waste code may apply to more than one waste. Mixtures with ignitable, corrosive, reactive, D004-17, and D018-43 characteristic codes may also contain other characteristic waste codes. Similarly, wastes with F, K, P, and U listed codes may have other listed waste codes.

OREGON

2005 WASTE MANAGEMENT

8 Number of RCRA Facilities Contributing to the Hazardous Waste Managed: 31

9 Quantity of RCRA Hazardous Waste Managed: 102,215 Tons

10 Fifty Largest RCRA Hazardous Waste Management Facilities in the State, 2005

Rank	EPA ID	Site Name	City	Tons of Waste Managed
1	ORD089452353	CHEMICAL WASTE MANAGEMENT OF THE NW	ARLINGTON	91,542
2	ORD054964481	BOEING OF PORTLAND	PORTLAND	3,355
3	ORD050955848	WAH CHANG	ALBANY	2,962
4	ORQ000009431	UMATILLA CHEMICAL DISPOSAL FACILITY	HERMISTON	1,882
5	ORD000602110	FREIGHTLINER LLC TRUCK MFG PLANT	PORTLAND	470
6	ORD009035817	WEYERHAEUSER COMPANY ALBANY PAPER MILL	ALBANY	463
7	ORD980980353	WESTAK OF OREGON	FOREST GROVE	431
8	ORD000773937	PCC STRUCTURALS INC SSBO	CLACKAMAS	272
9	ORD009027970	PCC STRUCTURALS INC LPC	PORTLAND	218
10	ORD009049107	EAST SIDE PLATING, INC., PLANT 4	PORTLAND	92
11	ORD009412602	AKZO NOBEL COATINGS INC	SALEM	90
12	ORD009020470	RODDA PAINT CORPORATION	PORTLAND	60
13	ORD018216887	EAST SIDE PLATING INC PLANTS 1, 2 & 3	PORTLAND	54
14	ORD003992518	SUNSTONE CIRCUITS LLC	MULINO	51
15	ORQ000009423	KANTO CORPORATION	PORTLAND	47
16	ORD980833891	EAST SIDE PLATING, INC., PLANT 5	PORTLAND	35
17	ORD049376189	TYCO ELECTRONICS \ PCG \ DALLAS DIV	DALLAS	32
18	ORD980725592	MERIX CORP	FOREST GROVE	28
19	ORD980982839	ALL PHASE CIRCUITS INC	CENTRAL POINT	27
20	ORQ000004382	LSI LOGIC MANUFACTURING SERVICES, INC.	GRESHAM	24
21	OR0000032144	AQUA GLASS CORPORATION	KLAMATH FALLS	20
22	ORD091296756	MASTERBRAND CABINETS INC	HILLSBORO	14
23	ORD071822928	COUNTRY COACH INC	JUNCTION CITY	13
24	ORD010746402	JOHNSON CONTROLS BATTERY GROUP INC	CANBY	8
25	ORD009042854	GRAPHIC PACKAGING NORTH PORTLAND	PORTLAND	8
26	ORD037087442	OREGON SANDBLASTING & COATING INC	TUALATIN	7
27	ORD045776796	LEUPOLD & STEVENS INC	BEAVERTON	4
28	ORD987176062	INDUSTRIAL PUBLISHING INC	EUGENE	4
29	ORD982659500	REJUVENATION INC	PORTLAND	2
30	ORD000409581	XEROX OFFICE GROUP	WILSONVILLE	1
31	ORD009417221	JELD-WEN, INC., KLAMATH FALLS	KLAMATH FALLS	0
Total				102,215

Note: Column may not sum to total due to rounding.
 State may have fewer than fifty RCRA facilities contributing to the hazardous waste managed.
 Facilities reporting storage only and their quantity managed are excluded.

National Biennial RCRA Hazardous Waste Report: Based on 2005 Data

Management Method

AQUEOUS INORGANIC TREATMENT	3,394
AQUEOUS ORGANIC TREATMENT	3,366
INCINERATION	1,905
LANDFILL/SURFACE IMPOUNDMENT	71,842
METALS RECOVERY	
OTHER DISPOSAL	
OTHER RECOVERY	
OTHER TREATMENT	
SLUDGE TREATMENT	
SOLVENTS RECOVERY	
STABILIZATION	

EPA ID

ORD045776432	CASCADE STEEL ROLLING MILLS INC
ORQ000025224	UNION PACIFIC RAILROAD COMPANY
ORD981766124	SAFETY KLEEN SYSTEMS INC 7-148-01
ORR000001420	INTEL CORP RONLER ACRES
ORQ000004382	LSI LOGIC MANUFACTURING SERVICES, INC.
ORD980725592	MERIX CORP
ORQ000005173	HYNIX SEMICONDUCTOR MFG AMERICA INC
ORD980726277	OREGON HEALTH SCIENCES UNIVERSITY
ORD009615774	TEMCO METAL PRODUCTS CO
ORD050955848	WAH CHANG
ORD000602110	FREIGHTLINER LLC TRUCK MFG PLANT
ORD041265372	EASTMAN KODAK COMPANY
ORD085979474	SYNTHETECH INC
ORD982656076	SAPA, INC COATINGS DIV
ORD987195088	TOK AMERICA
ORQ000024450	ODEQ CLEAN UP PORT OF PORT ORFORD
ORD009412602	AKZO NOBEL COATINGS INC
ORD009020231	TEKTRONIX
ORD081182180	HEWLETT PACKARD COMPANY
ORD982652463	LACAMAS LABORATORIES INC
OR0000940692	INTEGRATED DEVICE TECHNOLOGY INC
OR0000148833	MAXIM INTEGRATED PRODUCTS
ORD054964481	BOEING OF PORTLAND
ORD980980353	WESTAK OF OREGON
ORD009038761	ALLVAC ALBANY FACILITY (OREMET)
ORD987201472	MATSUSHITA ELECTRONIC MATERIALS INC
ORD018216887	EAST SIDE PLATING INC PLANTS 1, 2 & 3
ORQ000009431	UMATILLA CHEMICAL DISPOSAL FACILITY
ORQ000005322	TRIQUINT SEMICONDUCTOR INC
ORD049376189	TYCO ELECTRONICS \ PCG \ DALLAS DIV
ORD982658742	UNION PACIFIC RAILROAD
ORD987166204	MICROCHIP TECHNOLOGY INC
ORD009020470	RODDA PAINT CORPORATION
ORD010736262	BLOUNT INC OREGON CUTTING SYSTEMS GROUP
ORD009032400	J H BAXTER & CO EUGENE
ORD091296756	MASTERBRAND CABINETS INC
ORD050972322	MASTERBRAND CABINETS INC
ORD000773937	PCC STRUCTURALS INC SSBO
ORQ000019091	MERIX CORPORATION
ORD052216702	OBRIST AND CUNNINGHAM INC
ORQ000024399	ODOT RIGHT OF WAY PROJECT
ORD000604652	SUMCO OREGON
ORD981770761	ENTEK INTL LLC
ORD060591963	INTEL CORPORATION ALOHA CAMPUS
ORD980977656	WESTERNELECTRONICS DELTA CORPORATION
ORD063427306	FORREST PAINT CO
ORD980988356	ORARNG CAMP WITHYCOMBE
ORQ000024177	PINE CONE LLC
ORD987200185	AVI BIOPHARMA INC
ORD027750645	CONTAINER MANAGEMENT SERVICES LLC

OREGON

2005 WASTE RECEIPTS

18 Number of RCRA Hazardous Waste Receivers: 3

19 Quantity of RCRA Hazardous Waste Received: 93,930 Tons

20 Fifty Largest RCRA Hazardous Waste Receivers in the State, 2005

Rank	EPA ID	Site Name	City	Quantity Received (Tons)
1	ORD089452353	CHEMICAL WASTE MANAGEMENT OF THE NW	ARLINGTON	90,892
2	ORQ000009431	UMATILLA CHEMICAL DISPOSAL FACILITY	HERMISTON	1,882
3	ORD981766124	SAFETY KLEEN SYSTEMS INC 7-148-01	CLACKAMAS	1,156
Total				93,930

Note: Column may not sum to total due to rounding.
State may have fewer than fifty facilities that received waste.

OREGON

2005 WASTE RECEIPTS, CONTINUED

OREGON

2005 INTERSTATE SHIPMENTS AND RECEIPTS

24 Quantity of RCRA Hazardous Waste Interstate Shipments: 26,703 Tons

25 Quantity of RCRA Hazardous Waste Interstate Receipts: 67,453 Tons

26 Oregon Interstate Shipment / Receipts (As reported by Oregon):

The State to which Oregon shipped the largest quantity of waste was Idaho (13,888 tons).

The State that shipped the largest quantity of waste to Oregon was Washington (58,368 tons).

PENNSYLVANIA

2005 WASTE GENERATION

1 Number of Generators Contributing to the Hazardous Waste Generated: 747

2 Quantity of RCRA Hazardous Waste Generated: 360,820 Tons

3 Fifty Largest RCRA Hazardous Waste Generators in the State, 2005

Rank	EPA ID	Site Name	City	Total Generated (Tons)
1	PAD002312791	SUNOCO INC FRANKFORD PLT	PHILADELPHIA	31,895
2	PAD002395887	HORSEHEAD CORP	PALMERTON	26,341
3	PAD990753089	EXIDE TECHNOLOGIES	READING	19,501
4	PAD004325254	AK STEEL CORP BUTLER WORKS	BUTLER	17,458
5	PAD042259374	SARTOMER CO INC	WEST CHESTER	17,369
6	PAD030069140	ALBEMARLE CORP	TYRONE	15,311
7	PAD002326908	ISG PLATE	COATESVILLE	14,361
8	PAD003026531	ISG STEELTON	STEELTON	13,563
9	PAD048203822	LORD CORP	SAEGERTOWN	13,125
10	PAD003043353	MERCK & CO INC	RIVERSIDE	11,694
11	PAD980550412	LONZA INC	CONSHOHOCKEN	11,018
12	PAD004335154	ALLEGHENY LUDLUM CORP	BRACKENRIDGE	10,947
13	PAD002330165	EAST PENN MFG CO	LYON STATION	10,075
14	PAD069778967	AIR PRODUCTS & CHEMICALS ESM	TAMAQUA	8,214
15	PAR000510602	JEWEL ACQUISITION	MIDLAND	6,169
16	PAD087561015	INMETCO	ELLWOOD CITY	5,195
17	PAD014130439	OMG AMERICAS INC	FRANKLIN	4,794
18	PAD004337465	SHENANGO INC	PITTSBURGH	4,211
19	PAD000651752	KOPPEL STEEL CORP	KOPPEL	3,563
20	PAD981109135	ELLWOOD QUALITY STEELS CO	NEW CASTLE	3,332
21	PAD981113525	DELAWARE RIVER PORT AUTH WALT WHITMAN	PHILADELPHIA	3,184
22	PAD061106209	STANDARD STEEL LLC	BURNHAM	3,132
23	PAD001307792	ARMSTRONG WORLD INDUSTRIES	LANCASTER	3,027
24	PAD041399403	ENGELHARD CORP	ERIE	2,449
25	PAR000015768	CONOCOPHILLIPS CO TRAINER REFINERY	TRAINER	2,304
26	PAD987382108	WORLDCLASS PROCESSING CORP	AMBRIDGE	2,141
27	PAD002344315	CARPENTER TECHNOLOGY CORP	READING	2,120
28	PAD004376919	UNIMOLD	OIL CITY	1,687
29	PAD980550594	SUNOCO INC (R&M) MARCUS HOOK REFINERY	MARCUS HOOK	1,572
30	PA0000193409	PENN UNITED TECHNOLOGY	CABOT	1,569
31	PAR000509117	BASF CORP	EVANS CITY	1,498
32	PAD004334157	NEVILLE CHEMICAL CO	PITTSBURGH	1,485
33	PAD004391421	KEYSTONE PROFILES LTD	BEAVER FALLS	1,430
34	PAD045291986	ELECTRALLOY	OIL CITY	1,387
35	PAD061778684	PRECISION KIDD STEEL CO	ALQUIPPA	1,375
36	PAD002289700	SUNOCO INC (R&M) POINT BREEZE FACILITY	PHILADELPHIA	1,361
37	PAD001643691	HARLEY DAVIDSON	YORK	1,334
38	PA6213820503	LETTERKENNY ARMY DEPOT	CHAMBERSBURG	1,333
39	PAD000824730	SUNOCO INC (R&M) NEVILLE ISLAND	PITTSBURGH	1,315
40	PAD990659559	UNIVERSAL STAINLESS & ALLOY PRODUCTS	BRIDGEVILLE	1,289
41	PAD987270725	ENVIROTROL INC	DARLINGTON	1,288
42	PAD000650366	PPG INDUSTRIES INC	SPRINGDALE	1,274
43	PAD049791098	SUNOCO INC (R&M) GIRARD POINT FACILITY	PHILADELPHIA	1,259
44	PAD987390481	CARDONE INDUSTRIES PLANT 20	PHILADELPHIA	1,248
45	PAD004336319	PPG INDUSTRIES INC	SPRINGDALE	1,232
46	PAD065649527	AVERY DENNISON PERFORMANCE POLYMERS (US)	MILL HALL	1,110
47	PA0000935684	SMITHKLINE BEECHAM RESEARCH CO	COLLEGEVILLE	1,073
48	PAD000736942	CALGON CARBON CORP	NEVILLE ISLAND	1,004
49	PAD004393468	TIMKEN LATROBE STEEL	LATROBE	961
50	PAR000036111	BOYERTOWN FOUNDRY CO	NEW BERLINVILLE	950
Total				296,524

Note: State may have fewer than fifty generators that contributed to the hazardous waste generated.

ONLY IGNITABLE	16,673
ONLY CORROSIVE	35,033
ONLY REACTIVE	1,856
ONLY D004-17IVE	50,478

PAD002395887	HORSEHEAD CORP	PALMERTON
PAD002389559	KEYSTONE CEMENT CO	BATH
PAD010154045	ENVIRITE OF PENNSYLVANIA	YORK
PAD087561015	INMETCO	ELLWOOD CITY
PAD004835146	MAX ENVIRONMENTAL YUKON	YUKON
PAD002312791	SUNOCO INC FRANKFORD PLT	PHILADELPHIA
PAD085690592	REPUBLIC ENV SYSTEMS (PA) INC	HATFIELD
PAD990753089	EXIDE TECHNOLOGIES	READING
PAD980550412	LONZA INC	CONSHOHOCKEN
PAD003043353	MERCK & CO INC	RIVERSIDE
PAD000736942	CALGON CARBON CORP	NEVILLE ISLAND
PAD987270725	ENVIROTROL INC	DARLINGTON
PAD014130439	OMG AMERICAS INC	FRANKLIN
PAR000509117	BASF CORP	EVANS CITY
PAD987283140	UNITED ENVIRONMENTAL GROUP INC	SEWICKLEY
PA6213820503	LETTERKENNY ARMY DEPOT	CHAMBERSBURG
PAD002330165	EAST PENN MFG CO	LYON STATION
PAD980830657	CARDONE INDUSTRIES PLT 11-14	PHILADELPHIA
PAD980714562	C-P CONVERTERS	YORK
PAD987367216	AERC.COM INC	ALLENTOWN
PAD071445423	THE GLIDDEN CO	READING
PAD987390481	CARDONE INDUSTRIES PLANT 20	PHILADELPHIA
PAD003008521	R H SHEPPARD CO INC	HANOVER
PAD002390961	BETHLEHEM APPARATUS CO	HELLERTOWN
PAD014989503	VALSPAR COATINGS	PITTSBURGH
PAD061075529	H&N PACKAGING INC	COLMAR
PAD005028642	THE ELECTRIC MATERIALS CO	NORTH EAST
PAD002299683	FINNAREN & HALEY INC	CONSHOHOCKEN
PAD003023819	CNH AMERICA	BELLEVILLE
PAD061107017	OSRAM SYLVANIA INC	YORK
PA0000453084	BETHLEHEM APPARATUS CO	BETHLEHEM
PAR000034256	DUNMORE CORP	BRISTOL
PAD002344463	ACCELLENT COLLEGEVILLE	TRAPPE
PAD002334621	HUHTAMAKI FLEXIBLES INC	MALVERN
PAD987370780	ACTON TECHNOLOGIES INC	PITTSTON
PAD057631889	BEDFORD MATERIALS CO	MANNS CHOICE
PAD051658573	GICHNER SHELTER SYSTEMS	DALLASTOWN
PAD069778942	INGERSOLL RAND	SHIPPENSBURG
PAD002103174	KEYSTONE POWDERED METAL CO	SAINT MARYS
PAD049029697	ALUMAX MILL PRODUCTS	LANCASTER
PAR000030874	COPPERHEAD CHEMICAL CO INC	TAMAQUA
PAR000042168	PAMAX	GLEN ROCK
PAD002278224	ITW PHILADELPHIA RESINS	MONTGOMERYVILLE
PAD987269842	UNITED PANEL	MOUNT BETHEL
PAD002387926	MERCK & CO INC	
PAD980715742	MAGNETICS DIV OF SPANG & CO	
PAD987277308	GE THERMOMETRICS INC	
PAR000039040	STONEY CREEK TECHNOLOGIES	
PAD002335222	HANDY & HARMAN TUBE CO	
PAD980554570	OSRAM SYLVANIA INC	

National Biennial RCRA Hazardous Waste Report: Based on 2005 Data

Management Method	Quantity Managed (tons)	Percentage of Quantity	Number of Facilities	Percentage of Facilities
AQUEOUS INORGANIC TREATMENT	22,478	4.4	2	3.9
AQUEOUS ORGANIC TREATMENT	700	0.1	2	3.9
ENERGY RECOVERY	97,058	19.0	2	3.9
INCINERATION	11,513	2.3	5	9.8
LANDFILL/SURFACE IMPOUNDMENT	89	0.0	1	2.0
METALS RECOVERY	277,652	54.4	9	17.6
OTHER RECOVERY	8,879	1.7	4	7.8
OTHER TREATMENT	3,732	0.7	3	5.9
SLUDGE TREATMENT	8	0.0	1	2.0
SOLVENTS RECOVERY	7,366	1.4	30	58.8
STABILIZATION	80,539	15.8	5	9.8

Management Method

METALS RECOVERY	277,652
ENERGY RECOVERY	97,058
STABILIZATION	80,539
AQUEOUS INORGANIC TREATMENT	22,478
INCINERATION	11,513
OTHER RECOVERY	8,879
SOLVENTS RECOVERY	7,366
OTHER TREATMENT	3,732
AQUEOUS ORGANIC TREATMENT	700
LANDFILL/SURFACE IMPOUNDMENT	
SLUDGE TREATMENT	

PENNSYLVANIA

2005 WASTE RECEIPTS

18 Number of RCRA Hazardous Waste Receivers: 22

19 Quantity of RCRA Hazardous Waste Received: 467,186 Tons

20 Fifty Largest RCRA Hazardous Waste Receivers in the State, 2005

Rank	EPA ID	Site Name	City	Quantity Received (Tons)
1	PAD002395887	HORSEHEAD CORP	PALMERTON	224,632
2	PAD002389559	KEYSTONE CEMENT CO	BATH	65,449
3	PAD010154045	ENVIRITE OF PENNSYLVANIA	YORK	43,738
4	PAD087561015	INMETCO	ELLWOOD CITY	40,759
5	PAD004835146	MAX ENVIRONMENTAL YUKON	YUKON	36,139
6	PAD085690592	REPUBLIC ENV SYSTEMS (PA) INC	HATFIELD	25,691
7	PAD990753089	EXIDE TECHNOLOGIES	READING	11,634
8	PAD067098822	CYCLECHEM,INC.	LEWISBERRY	6,526
9	PAD000736942	CALGON CARBON CORP	NEVILLE ISLAND	4,310
10	PAD987270725	ENVIROTROL INC	DARLINGTON	4,193
11	PAD987283140	UNITED ENVIRONMENTAL GROUP INC	SEWICKLEY	671
12	PAD000738823	SAFETY-KLEEN SYSTEMS INC	NEW KINGSTOWN	595
13	PAD000738849	SAFETY-KLEEN SYSTEMS INC	WEST CHESTER	566
14	PAD982576258	SAFETY-KLEEN SYSTEMS INC	WEST MIFFLIN	370
15	PAD981737109	SAFETY-KLEEN SYSTEMS INC	WILKES BARRE	363
16	PAD987367216	AERC.COM INC	ALLENTOWN	346
17	PAD987266715	SAFETY-KLEEN SYSTEMS INC	FAIRLESS HILLS	341
18	PAD981736143	SAFETY-KLEEN SYSTEMS INC	JOHNSTOWN	337
19	PAD980830657	CARDONE INDUSTRIES PLT 11-14	PHILADELPHIA	261
20	PAD086673407	SAFETY-KLEEN SYSTEMS INC	ERIE	177
21	PAD002390961	BETHLEHEM APPARATUS CO	HELLERTOWN	69
22	PA0000453084	BETHLEHEM APPARATUS CO	BETHLEHEM	20
Total				467,186

Note: Column may not sum to total due to rounding.
State may have fewer than fifty facilities that received waste.

PENNSYLVANIA

2005 WASTE RECEIPTS, CONTINUED

**21 Quantity of RCRA Hazardous Waste Managed by Management Method
Limited to Waste Received from Offsite, 2005**

Management Method	Quantity Managed (tons)	Percentage of Quantity	Number of Facilities	Percentage of Facilities
AQUEOUS INORGANIC TREATMENT	22,478	4.8	2	9.1
AQUEOUS ORGANIC TREATMENT	700	0.1	2	9.1
ENERGY RECOVERY	65,449	14.0	1	4.5
INCINERATION	0	0.0	1	4.5
LANDFILL/SURFACE IMPOUNDMENT	89	0.0	1	4.5
METALS RECOVERY	277,617	59.4	8	36.4
OTHER RECOVERY	8,474	1.8	2	9.1
OTHER TREATMENT	1,975	0.4	1	4.5
SLUDGE TREATMENT	8	0.0	1	4.5
SOLVENTS RECOVERY	261	0.1	1	4.5
STABILIZATION	77,883	16.7	3	13.6
STORAGE AND/OR TRANSFER	12,251	2.6	13	59.1
	467,186	100.0	22	

**22 Management Method by Quantity of RCRA Hazardous Waste Managed
Limited to Waste Received from Offsite, 2005**

Management Method	Quantity Managed (tons)	Percentage of Quantity	Number of Facilities	Percentage of Facilities
METALS RECOVERY	277,617	59.4	8	36.4
STABILIZATION	77,883	16.7	3	13.6
ENERGY RECOVERY	65,449	14.0	1	4.5
AQUEOUS INORGANIC TREATMENT	22,478	4.8	2	9.1
STORAGE AND/OR TRANSFER	12,251	2.6	13	59.1
OTHER RECOVERY	8,474	1.8	2	9.1
OTHER TREATMENT	1,975	0.4	1	4.5
AQUEOUS ORGANIC TREATMENT	700	0.1	2	9.1
SOLVENTS RECOVERY	261	0.1	1	4.5
LANDFILL/SURFACE IMPOUNDMENT	89	0.0	1	4.5
SLUDGE TREATMENT	8	0.0	1	4.5
INCINERATION	0	0.0	1	4.5
	467,186	100.0	22	

**23 Management Method and Quantity of RCRA Hazardous Waste Managed by Number of Facilities
Limited to Waste Received from Offsite, 2005**

Management Method	Quantity Managed (tons)	Percentage of Quantity	Number of Facilities	Percentage of Facilities
STORAGE AND/OR TRANSFER	12,251	2.6	13	59.1
METALS RECOVERY	277,617	59.4	8	36.4
STABILIZATION	77,883	16.7	3	13.6
AQUEOUS INORGANIC TREATMENT	22,478	4.8	2	9.1
OTHER RECOVERY	8,474	1.8	2	9.1
AQUEOUS ORGANIC TREATMENT	700	0.1	2	9.1
ENERGY RECOVERY	65,449	14.0	1	4.5
SOLVENTS RECOVERY	261	0.1	1	4.5
SLUDGE TREATMENT	8	0.0	1	4.5
INCINERATION	0	0.0	1	4.5
OTHER TREATMENT	1,975	0.4	1	4.5
LANDFILL/SURFACE IMPOUNDMENT	89	0.0	1	4.5
	467,186	100.0	22	

Note: Columns may not sum to total due to rounding.
Number of Facilities column may not sum to total because facilities may have multiple handling methods.

24 Quantity of RCRA Hazardous Waste Interstate Shipments: 169,710 Tons

25 Quantity of RCRA Hazardous Waste Interstate Receipts: 328,389 Tons

PRD090021056
PRD090398074
PRD091024786
PRD981130131
PRD090346909
PRD987374451
PRD090028101
PRD090036021
PRD090139536
PRD991291949
PRD090613357
PRD000692525
PRD105750236
PRD090009457
PRD090592544
PRD987370913
PRD090131251
PRD987370723
PRD091065102
PRD980759443
PRR000015016
PRD987367570
PRD090477134
PRD987377702
PRD980764401
PRD090235573
PRD091198366
PRD091144709
PRR000000836
PRD980594618
PRD090413568
PRD091197301
PRD174050377
PRD980536049
PRD987378437
PRD090493917
PRD090378225
PRD090506239
PRD987366044

Waste Has Only Characteristic Codes		Waste Has Only Listed Codes			
ONLY IGNITABLE	8,297	ONLY AN F CODE	20,734		
ONLY CORROSIVE	319	ONLY A K CODE	53		
ONLY REACTIVE	13	ONLY A P CODE	31		
ONLY D004-17	201	ONLY A U CODE	582		
ONLY D018-43	111				
HAS MORE THAN ONE		HAS MORE THAN ONE			
	3,000		46		
TOTAL	11,941	TOTAL	21,446	Both Characteristic and Listed	54,064

HAS IGNITABLE CODE	2,815			IGN. W/ AT LEAST 1 LSTD	53,148
HAS CORROSIVE CODE	2,903			CORR. W/ AT LEAST 1 LSTD	1,379
HAS REACTIVE CODE	100			REACT. W/ AT LEAST 1 LSTD	170
HAS D004-D017 CODE	176			D004-17 W/ AT LEAST 1 LSTD	282
HAS D018-D043 CODE	17			D018-43 W/ AT LEAST 1 LSTD	17,957
		HAS AN F CODE	46	F WASTE W/ AT LEAST 1 CHAR	53,976
		HAS A K CODE	0	K WASTE W/ AT LEAST 1 CHAR	19
		HAS A P CODE	13	P WASTE W/ AT LEAST 1 CHAR	32
		HAS A U CODE	46	U WASTE W/ AT LEAST 1 CHAR	8,252
TOTAL	3,000	TOTAL	46	TOTAL	54,064

PUERTO RICO

2005 WASTE MANAGEMENT

8 Number of RCRA Facilities Contributing to the Hazardous Waste Managed: 9

9 Quantity of RCRA Hazardous Waste Managed: 64,094 Tons

10 Fifty Largest RCRA Hazardous Waste Management Facilities in the State, 2005

Rank	EPA ID	Site Name	City	Tons of Waste Managed
1	PRD090021056	BRISTOL-MYERS SQUIBB MANUFACTURING CO.	HUMACAO	31,726
2	PRD090399718	SAFETY-KLEEN ENVIROSYSTEMS CO. OF PR INC	MANATI	10,421
3	PRD980594618	UNION CARBIDE CARIBE LLC	PENUELAS	10,036
4	PRD091024786	LILLY DEL CARIBE, INC- PR04	MAYAGUEZ	5,938
5	PRD090028101	MERCK SHARP & DOHME QUIMICA DE BARCELONE	BARCELONETA	2,661
6	PRD090398074	PFIZER PHARMACEUTICALS LLC ARECIBO	ARECIBO	1,847
7	PRD090613357	API INDUSTRIES, INC.	GUAYAMA	1,175
8	PRD090592544	QUALITY ELECTROPLATING CORP.	EXT VILLA BLANCA	232
9	PRD090235573	CARIBBEAN REFRESCOS, INC.	CIDRA	59
Total				64,094

Note: Column may not sum to total due to rounding.
 State may have fewer than fifty RCRA facilities contributing to the hazardous waste managed.
 Facilities reporting storage only and their quantity managed are excluded.

EPA ID

PRD987374451	ABBOTT PHARMACEUTICALS PR LTD
PRD090398074	PFIZER PHARMACEUTICALS LLC ARECIBO
PRD090399718	SAFETY-KLEEN ENVIROSYSTEMS CO. OF PR INC
PRD981130131	DUPONT AGRICULTURAL CARIBE INDUSTRIES
PRD090346909	PFIZER PHARMACEUTICALS LLC
PRD090036021	BMSMCO. BARCELONETA OPERATIONS
PRD090139536	SCHERING-PLOUGH PRODUCTS, L.L.C.
PRD991291949	PFIZER PHARMACEUTICALS, LLC CRUCE DAVILA
PRD090028101	MERCK SHARP & DOHME QUIMICA DE BARCELONE
PRD091024786	LILLY DEL CARIBE, INC- PR04
PRD090021056	BRISTOL-MYERS SQUIBB MANUFACTURING CO.
PRD000692525	BAXTER HEALTHCARE CORP. OF PR
PRD105750236	WaUPXBIO48eS CO.nOlp2UGH PRODU.7 Td(LILLY DEL CARIBE, INC- PR04)TjT*(BRISTO L-MYEG CO.)TjTR06P3TU
PRD090009457	SAFETY-KLEEN ENVIROSYSTEMS CO. OFGUIDABMSPUERTO RJO, B.VU.7 Td(LILSFSMCO. BARCELO9.12 501INC
PRD090592544	SCHERING-PLOUGH PRODUCTS, L.L.C.
PRD987370913	
PRD090131251	
PRD987370723	
PRD091065102	
PRD980759443	
PRR000015016	
PRD987367570	
PRD090477134	
PRR000000836	
PRD987377702	
PRD980764401	
PRD091144709	
PRD090413568	
PRD091197301	
PRD980536049	
PRD174050377	
PRD090493917	
PRD090506239	
PRD987378437	
PRD987366044	
PRD090378225	
PRD091198366	
PRD101793834	
PRD090023250	
PRD090235573	
PRR000014969	
PRD987380078	
PRD090461930	
PRR000009746	
PRD000692699	
PRD987375128	
PRR000007211	
PRR000009134	
PRD090074071	
PRD090490285	

PUERTO RICO

2005 WASTE RECEIPTS, CONTINUED

**21 Quantity of RCRA Hazardous Waste Managed by Management Method
Limited to Waste Received from Offsite, 2005**

Management Method	Quantity Managed (tons)	Percentage of Quantity	Number of Facilities	Percentage of Facilities
ENERGY RECOVERY	13	0.1	1	33.3
FUEL BLENDING	7,616	65.6	1	33.3
INCINERATION	394	3.4	2	66.7
OTHER TREATMENT	6	0.1	1	33.3
SOLVENTS RECOVERY	2,786	24.0	1	33.3
STORAGE AND/OR TRANSFER	794	6.8	2	66.7
	11,609	100.0	3	

**22 Management Method by Quantity of RCRA Hazardous Waste Managed
Limited to Waste Received from Offsite, 2005**

Management Method	Quantity Managed (tons)	Percentage of Quantity	Number of Facilities	Percentage of Facilities
FUEL BLENDING	7,616	65.6	1	33.3
SOLVENTS RECOVERY	2,786	24.0	1	33.3
STORAGE AND/OR TRANSFER	794	6.8	2	66.7
INCINERATION	394	3.4	2	66.7
ENERGY RECOVERY	13	0.1	1	33.3
OTHER TREATMENT	6	0.1	1	33.3
	11,609	100.0	3	

**23 Management Method and Quantity of RCRA Hazardous Waste Managed by Number of Facilities
Limited to Waste Received from Offsite, 2005**

Management Method	Quantity Managed (tons)	Percentage of Quantity	Number of Facilities	Percentage of Facilities
INCINERATION	394	3.4	2	66.7
STORAGE AND/OR TRANSFER	794	6.8	2	66.7
ENERGY RECOVERY	13	0.1	1	33.3
OTHER TREATMENT	6	0.1	1	33.3
SOLVENTS RECOVERY	2,786	24.0	1	33.3
FUEL BLENDING	7,616	65.6	1	33.3
	11,609	100.0	3	

Note: Columns may not sum to total due to rounding.
Number of Facilities column may not sum to total because facilities may have multiple handling methods.

PUERTO RICO

2005 INTERSTATE SHIPMENTS AND RECEIPTS

24 Quantity of RCRA Hazardous Waste Interstate Shipments: 36,372 Tons

25 Quantity of RCRA Hazardous Waste Interstate Receipts: 0 Tons

26 Puerto Rico Interstate Shipment / Receipts (As reported by Puerto Rico):

The State to which Puerto Rico shipped the largest quantity of waste was Kansas (9,261 tons).

No States shipped waste to Puerto Rico.

EPA ID	Site Name	
RID063927966	G. TANURY PLATING COMPANY	JOHNSTON
RID000791434	CHEMART CO.	LINCOLN
RID980913354	HANDY & HARMAN ELECTRONIC MATERIALS	EAST PROVIDENCE
RID058065707	ARKWRIGHT INC.	COVENTRY
RID055176283	KIK CUSTOM PRODUCTS	CUMBERLAND
RID001200930	SOLUOL, INC.	WEST WARWICK
RID047982202	SAINT-GOBAIN PERFORMANCE PLASTICS	BRISTOL
RI1170024243	NAVAL STATION NEWPORT	NEWPORT
RID001200252	TECHNIC INC.	
RID987490315	NEW ENGLAND UNION CO. INC.	
RIR000501171	TIFFANY & CO. FOREST HILL FACILITY	
RID058058405	SEMICONDUCTOR COMP. IND OF RI	
RI5000009324	INTERPLEX METALS RI CORPORATION	
RID987467263	IMMUNEX RHODE ISLAND CORPORATION	
RID075704999	ADMIRAL PACKAGING INC	
RID987467248	INTERNATIONAL ETCHING, INC.	
RID001199355	ASHAWAY LINE AND TWINE	
RID045365541	TECHNICAL MATERIALS, INC.	
RID059735761	ADVANCED CHEMICAL COMPANY	
RIR000504936	ACN - PROVIDENCE, LLC	
RID001460534	TANURY INDUSTRIES	
RID001187277	PROVIDENCE METALLIZING CO., INC.	
RI8170024790	NAVAL UNDERSEA WARFARE CENTER	
RID001202050	EXXONMOBIL OIL CORP- EAST PROV. TERMINAL	
RID001200609	PEASE ANC CURREN INC.	
RID001463090	RAYTHEON COMPANY	
RID987489770	CNC INTERNATIONAL, LP	
RID084802842	UNITED OIL RECOVERY, INC.	
RID981886104	GANNON AND SCOTT INC.	
RID981064447	PRECISION ETCHINGS & FINDINGS, INC.	
RID987469624	TORAY PLASTICS (AMERICA), INC.	
RID001201508	A.T. CROSS COMPANY	
RID072216583	IRA GREEN INC.	
RID987488301	RIDGEWOOD PROVIDENCE POWER PARTNERS	
RID000015594	FUJI FILM ELECTRONIC MATERIALS USA, INC.	
RIR000015727	RHODES TECHNOLOGIES	
RID001209287	NATIONAL PLATING, LLC	
RID001198605	OSRAM SYLVANIA	
RID001463173	BROOKWOOD LAMINATING INC.	
RIR000016675	BROWN UNIVERSITY MAIN CAMPUS	
RID051507044	STANLEY FASTENING SYSTEMS, L.P.	
RID001205921	PERKIN ELMER INCORPORATED	
RID099421810	WOLVERINE JOINING TECHNOLOGIES, LLC.	
RID075710996	RHODE ISLAND HOSPITAL	
RI5000011387	CLARIANT CORPORATION	
RID001198514	KENYON INDUSTRIES	
RID001195387	INDUPLATE LLC.	
RID000652354	SWAROVSKI	
RID059735944	MONARCH METAL FINISHING CO. INC.	
RID063900690	ELECTRIC BOAT CORP	

RHODE ISLAND

2005 WASTE GENERATION, CONTINUED

4 Quantities of Waste Generated in 2005 That Were Reported with Only Characteristic Waste Codes, Only Listed Waste Codes, or Both Characteristic and Listed Waste Codes

Waste Has Only Characteristic Codes	Tons of Waste Generated	Waste Has Only Listed Codes	Tons of Waste Generated	Waste Has Both Characteristic And Listed Codes	Tons of Waste Generated
ONLY IGNITABLE	816	ONLY AN F CODE	477		
ONLY CORROSIVE	200	ONLY A K CODE	0		
ONLY REACTIVE	79	ONLY A P CODE	0		
ONLY D004-17	907	ONLY A U CODE	4		
ONLY D018-43	22				
HAS MORE THAN ONE CHARACTERISTIC CODE	1,531	HAS MORE THAN ONE LISTED CODE	1		
TOTAL	3,556	TOTAL	482	Both Characteristic and Listed	1,946

5 Quantities of Waste Generated in 2005 That Were Multiply Coded

Waste Has Only Characteristic Codes But More Than One Applies	Tons of Waste Generated	Only Listed Codes But Has More Than One	Tons of Waste Generated	Both Characteristic And Listed Codes	Tons of Waste Generated
HAS IGNITABLE CODE	411			IGN. W/ AT LEAST 1 LSTD	711
HAS CORROSIVE CODE	1,180			CORR. W/ AT LEAST 1 LSTD	237
HAS REACTIVE CODE	65			REACT. W/ AT LEAST 1 LSTD	861
HAS D004-D017 CODE	1,165			D004-17 W/ AT LEAST 1 LSTD	317
HAS D018-D043 CODE	339			D018-43 W/ AT LEAST 1 LSTD	507
		HAS AN F CODE	1	F WASTE W/ AT LEAST 1 CHAR	1,943
		HAS A K CODE	0	K WASTE W/ AT LEAST 1 CHAR	0
		HAS A P CODE	0	P WASTE W/ AT LEAST 1 CHAR	0
		HAS A U CODE	1	U WASTE W/ AT LEAST 1 CHAR	31
TOTAL	1,531	TOTAL	1	TOTAL	1,946

Note: Columns may not sum to total because a waste code may apply to more than one waste. Mixtures with ignitable, corrosive, reactive, D004-17, and D018-43 characteristic codes may also contain other characteristic waste codes. Similarly, wastes with F, K, P, and U listed codes may have other listed waste codes.

6 Top Ten Wastes Generated*: D001, D002, D008, D003, F003, D007, D011, F005, D009, D035

*Based on the Federal hazardous waste codes most frequently reported, not the quantity generated.

7 Top Ten Quantities of Waste Generated in 2005, by NAICS Code

Rank	NAICS	Description	Tons Generated
1	3328	Coating, Engraving, Heat Treating, and Allied Activities	1,936
2	3261	Plastics Product Manufacturing	999
3	3399	Other Miscellaneous Manufacturing	367
4	3256	Soap, Cleaning Compound, and Toilet Preparation Manufacturing	322
5	9281	National Security and International Affairs	302
6	3314	Nonferrous Metal (except Aluminum) Production and Processing	278
7	3329	Other Fabricated Metal Product Manufacturing	253
8	3259	Other Chemical Product and Preparation Manufacturing	180
9	3344	Semiconductor and Other Electronic Component Manufacturing	172
10	3359	Other Electrical Equipment and Component Manufacturing	151
Total			4,961

RID084802842	UNITED OIL RECOVERY, INC.	CRANSTON	34,100
RID063927966	G. TANURY PLATING COMPANY	JOHNSTON	555
RID001200252	TECHNIC INC.	CRANSTON	120
RID980913354	HANDY & HARMAN ELECTRONIC MATERIALS	EAST PROVIDENCE	114
RID059735761	ADVANCED CHEMICAL COMPANY	WARWICK	92
RID075704999	ADMIRAL PACKAGING INC	PROVIDENCE	
RID987489770	CNC INTERNATIONAL, LP	WOONSOCKET	
RID040098352	NORTHLAND ENVIRONMENTAL INC.	PROVIDENCE	
RID001200609	PEASE ANC CURREN INC.	WARWICK	
			35,118

National Biennial RCRA Hazardous Waste Report: Based on 2005 Data

Management Method	Quantity Managed (tons)
AQUEOUS INORGANIC TREATMENT	69
FUEL BLENDING	5,728
METALS RECOVERY	148
OTHER TREATMENT	711
SOLVENTS RECOVERY	28,462

EPA ID

RID084802842
RID040098352
RID059735761
RID001200609

38,594

RHODE ISLAND

2005 WASTE RECEIPTS, CONTINUED

**21 Quantity of RCRA Hazardous Waste Managed by Management Method
Limited to Waste Received from Offsite, 2005**

Management Method	Quantity Managed (tons)	Percentage of Quantity	Number of Facilities	Percentage of Facilities
AQUEOUS INORGANIC TREATMENT	2	0.0	1	25.0
FUEL BLENDING	5,728	14.8	2	50.0
METALS RECOVERY	28	0.1	2	50.0
SOLVENTS RECOVERY	27,043	70.1	1	25.0
STORAGE AND/OR TRANSFER	5,794	15.0	2	50.0
	38,594	100.0	4	

**22 Management Method by Quantity of RCRA Hazardous Waste Managed
Limited to Waste Received from Offsite, 2005**

Management Method	Quantity Managed (tons)	Percentage of Quantity	Number of Facilities	Percentage of Facilities
SOLVENTS RECOVERY	27,043	70.1	1	25.0
STORAGE AND/OR TRANSFER	5,794	15.0	2	50.0
FUEL BLENDING	5,728	14.8	2	50.0
METALS RECOVERY	28	0.1	2	50.0
AQUEOUS INORGANIC TREATMENT	2	0.0	1	25.0
	38,594	100.0	4	

**23 Management Method and Quantity of RCRA Hazardous Waste Managed by Number of Facilities
Limited to Waste Received from Offsite, 2005**

Management Method	Quantity Managed (tons)	Percentage of Quantity	Number of Facilities	Percentage of Facilities
FUEL BLENDING	5,728	14.8	2	50.0
METALS RECOVERY	28	0.1	2	50.0
STORAGE AND/OR TRANSFER	5,794	15.0	2	50.0
AQUEOUS INORGANIC TREATMENT	2	0.0	1	25.0
SOLVENTS RECOVERY	27,043	70.1	1	25.0
	38,594	100.0	4	

Note: Columns may not sum to total due to rounding.
Number of Facilities column may not sum to total because facilities may have multiple handling methods.

RHODE ISLAND

2005 INTERSTATE SHIPMENTS AND RECEIPTS

24 Quantity of RCRA Hazardous Waste Interstate Shipments: 9,576 Tons

25 Quantity of RCRA Hazardous Waste Interstate Receipts: 36,478 Tons

26 Rhode Island Interstate Shipment / Receipts (As reported by Rhode Island):

The State to which Rhode Island shipped the largest quantity of waste was New Jersey (2,134 tons).

The State that shipped the largest quantity of waste to Rhode Island was Connecticut (24,747 tons).

SCR000002006
SCD044940369
SCD070375985
SCD003353760
SCD991277716
SCD987597820
SCD003351699
SCD043384072
SCD000003558
SCD077995488
SCD097366165
SCR000006155
SCD003368891
SCD042627448
SCD987571551
SCD980500052
SC1890008989
SCR000763045
SCD047555453
SCD981014780
SCD987579943
SCD003358389
SCD070365051
SCD982106932
SCD062690557
SCD055207617
SCD987582632
SCR000006429
SCD003360393
SCD086862950
SCD083418491
SCR000004168
SCD982085813
SCR000006114
SCR000000505
SCD981920374
SCD981479710
SCR000006270
SCR000073833
SCD981866007
SCD047554753
SCD003353026
SCD003361714
SCR000003806
SCD091318204
SCD062626106

ONLY IGNITABLE	19,422	ONLY AN F CODE	9,718
ONLY CORROSIVE	875	ONLY A K CODE	84,950
ONLY REACTIVE	46	ONLY A P CODE	3
ONLY D004-17	4,874	ONLY A U CODE	311
ONLY D018-43	110		
HAS MORE THAN ONE		HAS MORE THAN ONE	
	6,424		443

Both Characteristic and Listed 50,558

HAS IGNITABLE CODE	3,303
HAS CORROSIVE CODE	4,347
HAS REACTIVE CODE	310
HAS D004-D017 CODE	3,704
HAS D018-D043 CODE	1,627

6,424

SOUTH CAROLINA

2005 WASTE MANAGEMENT

8 Number of RCRA Facilities Contributing to the Hazardous Waste Managed: 12

9 Quantity of RCRA Hazardous Waste Managed: 139,438 Tons

10 Fifty Largest RCRA Hazardous Waste Management Facilities in the State, 2005

Rank	EPA ID	Site Name	City	Tons of Waste Managed
1	SCD003368891	HOLCIM US INC ENERGIS LLC	HOLLY HILL	68,849
2	SCD003351699	GIANT CEMENT COMPANY	HARLEYVILLE	52,319
3	SCD077995488	SAFETY KLEEN SYSTEMS INC LEXINGTON	LEXINGTON	13,946
4	SCD043384072	ALBEMARLE CORP ORANGEBURG PLT	ORANGEBURG	3,773
5	SCD065053217	HSL INC	EASLEY	315
6	SCD002038545	T&S BRASS & BRONZE WORKS INC	TRAVELERS REST	185
7	SCD003341849	ROY METAL FINISHING CO INC	CONESTEE	49
8	SC3210020449	USATC & FORT JACKSON	FORT JACKSON	2
9	SCD003358322	MEADWESTVACO SC LLC KRAFT DIVISION	N CHARLESTON	0
10	SCD069316271	MEDICAL UNIVERSITY OF SC PHYSICAL PLANT	CHARLESTON	0
11	SCD981031040	SAFETY KLEEN SYSTEMS INC GREER	GREER	0
12	SC1750216169	USMC AIR STATION	BEAUFORT	0
Total				139,438

Note: Column may not sum to total due to rounding.
 State may have fewer than fifty RCRA facilities contributing to the hazardous waste managed.
 Facilities reporting storage only and their quantity managed are excluded.

National Biennial RCRA Hazardous Waste Report: Based on 2005 Data

Management Method	Quantity Managed (tons)	Percentage of Quantity	Number of Facilities	Percentage of Facilities
AQUEOUS INORGANIC TREATMENT	184	0.1	1	8.3
ENERGY RECOVERY	124,920	89.6	3	25.0
INCINERATION	1	0.0	2	16.7
OTHER TREATMENT	1,175	0.8	1	8.3
SLUDGE TREATMENT	49	0.0	2	16.7
SOLVENTS RECOVERY	13,109	9.4	6	50.0

Management Method	Quantity Managed (tons)	Percentage of Quantity	Number of Facilities	Percentage of Facilities
ENERGY RECOVERY	124,920	89.6	3	25.0
SOLVENTS RECOVERY	13,109	9.4	6	50.0
OTHER TREATMENT	1,175	0.8	1	8.3
AQUEOUS INORGANIC TREATMENT	184	0.1	1	8.3
SLUDGE TREATMENT	49	0.0	2	16.7
INCINERATION	1	0.0	2	16.7

SOLVENTS RECOVERY
 ENERGY RECOVERY
 INCINERATION
 SLUDGE TREATMENT
 AQUEOUS INORGANIC TREATMENT
 OTHER TREATMENT
SLUDGE TRE001 reW nBT DGE TRE0 DREATMENT

SCR00002006
SCD036275626
SCD044940369
SCD070375985
SCD003353760
SCD991277716
SCD987597820
SCD00003558
SCD097366165
SCD077995488
SCD003368891
SCD042627448
SCD987571551
SC1890008989
SCD003351699
SCD980500052
SCD043384072
SCR000763045
SCD047555453
SCD981031040
SCD003358389
SCR00006155
SCD981014780
SCD987579943
SCD070365051
SCD982106932
SCD062690557
SCD055207617
SCD987582632
SCR00006429
SCD003360393
SCD083418491
SCD086862950
SCR00006114
SCR00004162950
SCR (SCD987597820)T4162P81040
SCD092003162950
SCR043780
SCD947971114
SCR000027943
SCD1866D0414
SCR007383389
SCR000300369
SCD981D98357
SCD052610369
SC9131416493
SCD083174162950
SCR007891
SCD048686252
SCD0841944.23999 0 9.0399.75SCR000602006

SOUTH CAROLINA

2005 WASTE RECEIPTS

18 Number of RCRA Hazardous Waste Receivers: 7

19 Quantity of RCRA Hazardous Waste Received: 177,372 Tons

20 Fifty Largest RCRA Hazardous Waste Receivers in the State, 2005

Rank	EPA ID	Site Name	City	Quantity Received (Tons)
1	SCD003368891	HOLCIM US INC ENERGIS LLC	HOLLY HILL	68,849
2	SCD036275626	GIANT RESOURCE RECOVERY SUMTER INC	SUMTER	48,087
3	SCD003351699	GIANT CEMENT COMPANY	HARLEYVILLE	46,785
4	SCD077995488	SAFETY KLEEN SYSTEMS INC LEXINGTON	LEXINGTON	12,771
5	SCD070371885	PHIBRO TECH INC	SUMTER	708
6	SCD981031040	SAFETY KLEEN SYSTEMS INC GREER	GREER	165
7	SCD069314045	MILLIKEN CHEMICAL DEWEY PLANT	INMAN	7
Total				177,372

Note: Column may not sum to total due to rounding.
State may have fewer than fifty facilities that received waste.

SOUTH CAROLINA

2005 WASTE RECEIPTS, CONTINUED

**21 Quantity of RCRA Hazardous Waste Managed by Management Method
Limited to Waste Received from Offsite, 2005**

Management Method	Quantity Managed (tons)	Percentage of Quantity	Number of Facilities	Percentage of Facilities
ENERGY RECOVERY	115,614	65.2	2	28.6
SLUDGE TREATMENT	0	0.0	1	14.3
SOLVENTS RECOVERY	12,791	7.2	2	28.6
STORAGE AND/OR TRANSFER	48,968	27.6	5	71.4
	177,372	100.0	7	

**22 Management Method by Quantity of RCRA Hazardous Waste Managed
Limited to Waste Received from Offsite, 2005**

Management Method	Quantity Managed (tons)	Percentage of Quantity	Number of Facilities	Percentage of Facilities
ENERGY RECOVERY	115,614	65.2	2	28.6
STORAGE AND/OR TRANSFER	48,968	27.6	5	71.4
SOLVENTS RECOVERY	12,791	7.2	2	28.6
SLUDGE TREATMENT	0	0.0	1	14.3
	177,372	100.0	7	

**23 Management Method and Quantity of RCRA Hazardous Waste Managed by Number of Facilities
Limited to Waste Received from Offsite, 2005**

Management Method	Quantity Managed (tons)	Percentage of Quantity	Number of Facilities	Percentage of Facilities
STORAGE AND/OR TRANSFER	48,968	27.6	5	71.4
ENERGY RECOVERY	115,614	65.2	2	28.6
SOLVENTS RECOVERY	12,791	7.2	2	28.6
SLUDGE TREATMENT	0	0.0	1	14.3
	177,372	100.0	7	

Note: Columns may not sum to total due to rounding.
Number of Facilities column may not sum to total because facilities may have multiple handling methods.

SOUTH CAROLINA

2005 INTERSTATE SHIPMENTS AND RECEIPTS

24 Quantity of RCRA Hazardous Waste Interstate Shipments: 164,723 Tons

25 Quantity of RCRA Hazardous Waste Interstate Receipts: 119,984 Tons

26 South Carolina Interstate Shipment / Receipts (As reported by South Carolina):

The State to which South Carolina shipped the largest quantity of waste was Pennsylvania (82,319 tons).

The State that shipped the largest quantity of waste to South Carolina was North Carolina (23,257 tons).

SOUTH DAKOTA

2005 WASTE GENERATION

1 Number of Generators Contributing to the Hazardous Waste Generated: 14

2 Quantity of RCRA Hazardous Waste Generated: 992 Tons

3 Fifty Largest RCRA Hazardous Waste Generators in the State, 2005

Rank	EPA ID	Site Name	City	Total Generated (Tons)
1	SDD096407838	ALCOA EXTRUSIONS, INCORPORATED	YANKTON	483
2	SDD078668696	3M COMPANY - BROOKINGS	BROOKINGS	187
3	SDD982649766	TRAIL KING INDUSTRIES, INCORPORATED	MITCHELL	56
4	SDD094698321	STARMARK CABINETRY	SIOUX FALLS	48
5	SDD980635783	SMITH EQUIPMENT	WATERTOWN	41
6	SDD049521511	DAKTRONICS, INCORPORATED	BROOKINGS	30
7	SDD000003855	CCL LABEL/SIOUX FALLS, INCORPORATED	SIOUX FALLS	28
8	SDR000004275	SHOWPLACE WOOD PRODUCTS	HARRISBURG	26
9	SDD982596942	ANGUS INDUSTRIES DBA ANGUS-PALM	WATERTOWN	25
10	SD2571924644	ELLSWORTH AFB	ELLSWORTH AFB	16
11	SDD000716696	SAFETY-KLEEN SYSTEMS, INC.	SIOUX FALLS	15
12	SDD981545577	STAR CIRCUITS	BROOKINGS	14
13	SDD981549983	TECHNICAL ORNDNANCE, INC.	CLEAR LAKE	14
14	SDD099792129	PERSONA INCORPORATED	WATERTOWN	8
Total				992

Note: State may have fewer than fifty generators that contributed to the hazardous waste generated.

SOUTH DAKOTA

2005 WASTE GENERATION, CONTINUED

4 Quantities of Waste Generated in 2005 That Were Reported with Only Characteristic Waste Codes, Only Listed Waste Codes, or Both Characteristic and Listed Waste Codes

Waste Has Only Characteristic Codes	Tons of Waste Generated	Waste Has Only Listed Codes	Tons of Waste Generated	Waste Has Both Characteristic And Listed Codes	Tons of Waste Generated
ONLY IGNITABLE	25	ONLY AN F CODE	213		
ONLY CORROSIVE	14	ONLY A K CODE	0		
ONLY REACTIVE	2	ONLY A P CODE	0		
ONLY D004-17	24	ONLY A U CODE	0		
ONLY D018-43	5				
HAS MORE THAN ONE CHARACTERISTIC CODE	39	HAS MORE THAN ONE LISTED CODE	0		
TOTAL	109	TOTAL	213	Both Characteristic and Listed	670

5 Quantities of Waste Generated in 2005 That Were Multiply Coded

Waste Has Only Characteristic Codes But More Than One Applies	Tons of Waste Generated	Only Listed Codes But Has More Than One	Tons of Waste Generated	Both Characteristic And Listed Codes	Tons of Waste Generated
HAS IGNITABLE CODE	27			IGN. W/ AT LEAST 1 LSTD	648
HAS CORROSIVE CODE	9			CORR. W/ AT LEAST 1 LSTD	0
HAS REACTIVE CODE	12			REACT. W/ AT LEAST 1 LSTD	0
HAS D004-D017 CODE	30			D004-17 W/ AT LEAST 1 LSTD	100
HAS D018-D043 CODE	12			D018-43 W/ AT LEAST 1 LSTD	288
		HAS AN F CODE	0	F WASTE W/ AT LEAST 1 CHAR	669
		HAS A K CODE	0	K WASTE W/ AT LEAST 1 CHAR	0
		HAS A P CODE	0	P WASTE W/ AT LEAST 1 CHAR	0
		HAS A U CODE	0	U WASTE W/ AT LEAST 1 CHAR	0
TOTAL	39	TOTAL	0	TOTAL	670

Note: Columns may not sum to total because a waste code may apply to more than one waste. Mixtures with ignitable, corrosive, reactive, D004-17, and D018-43 characteristic codes may also contain other characteristic waste codes. Similarly, wastes with F, K, P, and U listed codes may have other listed waste codes.

6 Top Ten Wastes Generated*: D001, D007, D008, F003, D002, D006, F005, D035, D003, D005

*Based on the Federal hazardous waste codes most frequently reported, not the quantity generated.

7 Top Ten Quantities of Waste Generated in 2005, by NAICS Code

Rank	NAICS	Description	Tons Generated
1	3313	Alumina and Aluminum Production and Processing	483
2	3222	Converted Paper Product Manufacturing	187
3	3371	Household and Institutional Furniture and Kitchen Cabinet Manufacturing	74
4	3362	Motor Vehicle Body and Trailer Manufacturing	56
5	3327	Machine Shops; Turned Product; and Screw, Nut, and Bolt Manufacturing	41
6	3399	Other Miscellaneous Manufacturing	38
7	3231	Printing and Related Support Activities	28
8	3331	Agriculture, Construction, and Mining Machinery Manufacturing	25
9	9281	National Security and International Affairs	16
10	5621	Waste Collection	15
Total			964

SOUTH DAKOTA

2005 WASTE MANAGEMENT

8 Number of RCRA Facilities Contributing to the Hazardous Waste Managed: 1

9 Quantity of RCRA Hazardous Waste Managed: 1 Tons

10 Fifty Largest RCRA Hazardous Waste Management Facilities in the State, 2005

Rank	EPA ID	Site Name	City	Tons of Waste Managed
1	SD2571924644	ELLSWORTH AFB	ELLSWORTH AFB	1
Total				1

Note: Column may not sum to total due to rounding.
State may have fewer than fifty RCRA facilities contributing to the hazardous waste managed.
Facilities reporting storage only and their quantity managed are excluded.

SDD096407838
SDD078668696
SDD000716696
SDD982649766
SDD094698321
SDD980635783
SDD981549983
SDD049521511
SDD000003855
SDR000004275
SDD982596942p0 g t15719246445783
SDD9tA_t4 u892464456

SOUTH DAKOTA

2005 WASTE RECEIPTS

18 Number of RCRA Hazardous Waste Receivers: 1

19 Quantity of RCRA Hazardous Waste Received: 133 Tons

20 Fifty Largest RCRA Hazardous Waste Receivers in the State, 2005

Rank	EPA ID	Site Name	City	Quantity Received (Tons)
1	SDD000716696	SAFETY-KLEEN SYSTEMS, INC.	SIOUX FALLS	133
Total				133

Note: Column may not sum to total due to rounding.
State may have fewer than fifty facilities that received waste.

SOUTH DAKOTA

2005 INTERSTATE SHIPMENTS AND RECEIPTS

24 Quantity of RCRA Hazardous Waste Interstate Shipments: 1,153 Tons

25 Quantity of RCRA Hazardous Waste Interstate Receipts: 50 Tons

26 South Dakota Interstate Shipment / Receipts (As reported by South Dakota):

The State to which South Dakota shipped the largest quantity of waste was Wisconsin (440 tons).

The State that shipped the largest quantity of waste to South Dakota was Minnesota (27 tons).

EPA ID

TND982132045 KOHLER COMPANY-SHOWER DOOR OPERATIONS
TND003376928 EASTMAN CHEMICAL COMPANY, TENNESSEE OPER
TND982139115 UNISYS EARHART SITE, BRISTOL TN
TND095050019 YALE SECURITY INC.
TND071530620 SNAP-ON TOOLS CORPORATION
TND069080513 YKK SNAP FASTENERS AMERICA INC
TND981003023 KILBURN'S PLATING CO
TND093153450 WHIRLPOOL CORPORATION
TND981023674 FUJI HUNT PHOTOGRAPHIC CHEMICALS, INC.
TND002992287 GERDAU AMERISTEEL
TN0210020582 MILAN ARMY AMMUNITION PLANT
TND041150533 GERDAU AMERISTEEL US INC.
TND980837892 EASTERN PLATING INC.
TND980845838 VOLVO PENTA MARINE PRODUCTS L.C.
TND095686473 HOEGANAES CORPORATION, GALLATIN PLANT
TND991279472 ADVANCED TECHNICAL CERAMICS COMPANY
TND004035168 NASHVILLE WIRE PRODUCTS INC
TND007024664 VELSICOL CHEMICAL
TND007024672 E I DUPONT DE NEMOURS & CO INC
TND003383551 ALCOA INC. (SOUTH PLANT)
TND081464810 TECHNICAL PLATING & RUBBER, INC
TND042454587 TRI CITY PLATING CO., INC.
TND980840524 SCHENECTADY INTERNATIONAL, INC.
TND987789583 LUCITE INTERNATIONAL INC
TND054481205 NISSAN NORTH AMERICA INC
TND003337292 OLIN CHLOR ALKALI PRODUCTS
TNR000016790 FR COUNTERMEASURES INC
TND980847024 EXCEL TSD INC
TND003329083 SOUTH ATLANTIC GALVANIZING
TNR000009662 FULTON BELLOWS AND COMPONENTS INC.
TND083525634 CYTEC INDUSTRIES (WEST PLANT)
TND007026958 VALEROPERICA INC
TND047000898
TND055253637
TND981468648
TND120603170
TNR000007153
TND048120083
TND061314803
TND982109142
TNR000012518
TND008041717
TND004038550
TND980316301
TN0000590612
TND007039456
TND987790011
TNR000001842
TNR000011338
TND982148769

TENNESSEE

2005 WASTE GENERATION, CONTINUED

4 Quantities of Waste Generated in 2005 That Were Reported with Only Characteristic Waste Codes,

Waste Has Only Characteristic Codes	Tons of Waste Generated	Waste Has Only Listed Codes	Tons of Waste Generated	Waste Has Both Characteristic And Listed Codes	Tons of Waste Generated
ONLY IGNITABLE	37,629	ONLY AN F CODE	29,674		
ONLY CORROSIVE	364,291	ONLY A K CODE	15,788		
ONLY REACTIVE	9,283	ONLY A P CODE	143,295		
ONLY D004-17	72,876	ONLY A U CODE	89,031		
ONLY D018-43	14,229				
HAS MORE THAN ONE		HAS MORE THAN ONE			
	0		0		
TOTAL	498,308	TOTAL	277,787	Both Characteristic and Listed	0

5 Quantities of Waste Generated in 2005 That Were Multiply Coded

Waste Has Only Characteristic Codes But More Than One Applies	Tons of Waste Generated	Only Listed Codes But Has More Than One	Tons of Waste Generated	Both Characteristic And Listed Codes	Tons of Waste Generated
HAS IGNITABLE CODE	0			IGN. W/ AT LEAST 1 LSTD	0
HAS CORROSIVE CODE	0			CORR. W/ AT LEAST 1 LSTD	0
HAS REACTIVE CODE	0			REACT. W/ AT LEAST 1 LSTD	0
HAS D004-D017 CODE	0			D004-17 W/ AT LEAST 1 LSTD	0
HAS D018-D043 CODE	0			D018-43 W/ AT LEAST 1 LSTD	0
		HAS AN F CODE	0	F WASTE W/ AT LEAST 1 CHAR	0
		HAS A K CODE	0	K WASTE W/ AT LEAST 1 CHAR	0
		HAS A P CODE	0	P WASTE W/ AT LEAST 1 CHAR	0
		HAS A U CODE	0	U WASTE W/ AT LEAST 1 CHAR	0
TOTAL	0	TOTAL	0	TOTAL	0

Note: Columns may not sum to total because a waste code may apply to more than one waste. Mixtures with ignitable, corrosive, reactive, D004-17, and D018-43 characteristic codes may also contain other characteristic waste codes. Similarly, wastes with F, K, P, and U listed codes may have other listed waste codes.

D001, D002, D008, D007, B1h82Kj3aQ62 0 Td(D008)Tj31.96091 0 Td(D002)Tj31 0 Td(D007)Tj31

*Based on the Federal hazardous waste codes most frequently reported, not the quantity generated.

TENNESSEE

Rank	EPA ID	Site Name	City	Tons of Waste Managed
1	TND982132045	KOHLER COMPANY-SHOWER DOOR OPERATIONS	UNION CITY	235,681
2	TND003376928	EASTMAN CHEMICAL COMPANY, TENNESSEE OPEI	KINGSPORT	155,752
3	TND982139115	UNISYS EARHART SITE, BRISTOL TN	BRISTOL	88,868
4	TND095050019	YALE SECURITY INC.	LENOIR CITY	82,724
5	TND000772186	POLLUTION CONTROL INDUSTRIES (PCI) OF TE	MILLINGTON	34,065
6	TND071530620	SNAP-ON TOOLS CORPORATION	JOHNSON CITY	33,000
7	TND069080513	YKK SNAP FASTENERS AMERICA INC	CENTERVILLE	28,468
8	TND981003023	KILBURN'S PLATING CO	ADAMSVILLE	19,843
9	TN0210020582	MILAN ARMY AMMUNITION PLANT	MILAN	9,471
10	TND980837892	EASTERN PLATING INC.	NEWPORT	6,006
11	TND980845838	VOLVO PENTA MARINE PRODUCTS L.C.	LEXINGTON	4,663
12	TND004035168	NASHVILLE WIRE PRODUCTS INC	NASHVILLE	3,977
13	TND007024672	E I DUPONT DE NEMOURS & CO INC	MEMPHIS	3,339
14	TND081464810	TECHNICAL PLATING & RUBBER, INC	WATERTOWN	1,922
15	TND042454587	TRI CITY PLATING CO., INC.	ELIZABETHTON	1,798
16	TND980847024	EXCEL TSD INC	MEMPHIS	1,310
17	TNR000016790	FR COUNTERMEASURES INC	MILAN	1,260
18	TND987789583	LUCITE INTERNATIONAL INC	MEMPHIS	1,238
19	TNR000005397	EAST TENNESSEE MATERIALS & ENERGY CORPOR	OAK RIDGE	1,162
20	TNR000009662	FULTON BELLOWS AND COMPONENTS INC.	KNOXVILLE	1,111
21	TND982109142	DIVERSIFIED SCIENTIFIC SERVICES INC. (DS	KINGSTON	925
22	TND003337292	OLIN CHLOR ALKALI PRODUCTS	CHARLESTON	919
23	TND055253637	IMPERIAL FABRICATING PLANT 2	PORTLAND	623
24	TND047000898	BON L MFG COMPANY	CARTHAGE	501
25	TND980316301	U.S. PIPE & FOUNDRY CO., VALVE & FITTING	CHATTANOOGA	473
26	TND007024664	VELSICOL CHEMICAL	MEMPHIS	439
27	TNR000011338	MID SOUTH WIRE	NASHVILLE	293
28	TND058660390	ROHM AND HAAS COMPANY	KNOXVILLE	243
29	TND987775749	EMBRAER AIRCRAFT MAINTENANCE SERVICES IN	NASHVILLE	240
30	TND003374790	BRISTOL METALS L.P.	BRISTOL	177
31	TN5210020421	HOLSTON ARMY AMMUNITION PLANT	KINGSPORT	132
32	TND987782968	SUPERIOR INDUSTRIES INTERNATIONAL, INC.	JOHNSON CITY	108
33	TND987790011	SONOCO FLEXIBLE PACKAGING	MORRISTOWN	85
34	TND982157570	DURATEK SERVICES, INC.	OAK RIDGE	81
35	TND981468333	CLARK CONTAINER INC	LYLES	79
36	TND991279233	PRECISION PRINTING AND PACKAGING INC	CLARKSVILLE	55
37	TNR000017426	CLOPAY PLASTIC PRODUCTS	NASHVILLE	53
38	TND003338423	INDUSTRIAL PLATING COMPANY	CHATTANOOGA	47
39	TNR000004945	TRITON BOAT COMPANY	ASHLAND CITY	44
40	TND048318133	AQUA GLASS CORPORATION - MAIN PLANT	ADAMSVILLE	37
41	TND980848485	GRAPHIC PACKAGING INTERNATIONAL INC.	LAWRENCEBURG	34
42	TNR000006684	UNITED STAINLESS INC	SELMER	33
43	TNR000006221	BETTY MACHINE COMPANY INC	HENDERSONVILLE	31
44	TNR000012302	GLASTEEL - DIV OF STABILIT AMERICA INC	MOSCOW	30
45	TND982142275	DENSO MANUFACTURING TENNESSEE INC	MARYVILLE	27
46	TND982148769	DENSO MANUFACTURING TENNESSEE INC.	MARYVILLE	25
47	TND101762169	NIELSEN & BAINBRIDGE LLC	GAINESBORO	24
48	TND086935152	DELTA INDUSTRIAL COATINGS, INC.	ARLINGTON	22
49	TND086943578	WILSON SPORTING GOODS CO	HUMBOLDT	13
50	TN8570024044	ARNOLD ENGINEERING DEVELOPMENT CENTER/SI	TULLAHOMA	11
Total				721,462

National Biennial RCRA Hazardous Waste Report: Based on 2005 Data

TENNESSEE

2005 WASTE MANAGEMENT, CONTINUED

11 Quantity of RCRA Hazardous Waste Managed by Management Method, 2005

Management Method	Quantity Managed (tons)	Percentage of Quantity	Number of Facilities	Percentage of Facilities
AQUEOUS INORGANIC TREATMENT	113,386	15.7	8	11.1
AQUEOUS ORGANIC TREATMENT	88,868	12.3	1	1.4
ENERGY RECOVERY	19,873	2.8	4	5.6
FUEL BLENDING	15,462	2.1	8	11.1
INCINERATION	156,298	21.7	7	9.7
LANDFILL/SURFACE IMPOUNDMENT	1,310	0.2	4	5.6
METALS RECOVERY	6,298	0.9	6	8.3
OTHER DISPOSAL	77,196	10.7	13	18.1
OTHER RECOVERY	21	0.0	1	1.4
OTHER TREATMENT	237,263	32.9	16	22.2
SOLVENTS RECOVERY	4,313	0.6	24	33.3
STABILIZATION	1,253	0.2	10	13.9
	721,541	100.0	72	

12 Management Method by Quantity of RCRA Hazardous Waste Managed, 2005

Management Method	Quantity Managed (tons)	Percentage of Quantity	Number of Facilities	Percentage of Facilities
OTHER TREATMENT	237,263	32.9	16	22.2
INCINERATION	156,298	21.7	7	9.7
AQUEOUS INORGANIC TREATMENT	113,386	15.7	8	11.1
AQUEOUS ORGANIC TREATMENT	88,868	12.3	1	1.4
OTHER DISPOSAL	77,196	10.7	13	18.1
ENERGY RECOVERY	19,873	2.8	4	5.6
FUEL BLENDING	15,462	2.1	8	11.1
METALS RECOVERY	6,298	0.9	6	8.3
SOLVENTS RECOVERY	4,313	0.6	24	33.3
LANDFILL/SURFACE IMPOUNDMENT	1,310	0.2	4	5.6
STABILIZATION	1,253	0.2	10	13.9
OTHER RECOVERY	21	0.0	1	1.4
	721,541	100.0	72	

13 Management Method and Quantity of RCRA Hazardous Waste Managed by Number of Facilities, 2005

Management Method	Quantity Managed (tons)	Percentage of Quantity	Number of Facilities	Percentage of Facilities
SOLVENTS RECOVERY	4,313	0.6	24	33.3
OTHER TREATMENT	237,263	32.9	16	22.2
OTHER DISPOSAL	77,196	10.7	13	18.1
STABILIZATION	1,253	0.2	10	13.9
AQUEOUS INORGANIC TREATMENT	113,386	15.7	8	11.1
FUEL BLENDING	15,462	2.1	8	11.1
INCINERATION	156,298	21.7	7	9.7
METALS RECOVERY	6,298	0.9	6	8.3
ENERGY RECOVERY	19,873	2.8	4	5.6
LANDFILL/SURFACE IMPOUNDMENT	1,310	0.2	4	5.6
AQUEOUS ORGANIC TREATMENT	88,868	12.3	1	1.4
OTHER RECOVERY	21	0.0	1	1.4
	721,541	100.0	72	

Note: Columns may not sum to total due to rounding.
 Number of Facilities column may not sum to total because facilities may have multiple handling methods.
 Facilities reporting storage only and their quantity managed are excluded.

14 Top Ten Wastes Managed*: D001, D002, F003, D007, D005, D008, D004, D006, F002, F005

*Based on the Federal hazardous waste codes most frequently reported, not the quantity managed.

TENNESSEE

2005 WASTE RECEIPTS

18 Number of RCRA Hazardous Waste Receivers: 10

19 Quantity of RCRA Hazardous Waste Received: 23,699 Tons

20 Fifty Largest RCRA Hazardous Waste Receivers in the State, 2005

Rank	EPA ID	Site Name	City	Quantity Received (Tons)
1	TND000772186	POLLUTION CONTROL INDUSTRIES (PCI) OF TE	MILLINGTON	21,002
2	TNR000005397	EAST TENNESSEE MATERIALS & ENERGY CORPOR	OAK RIDGE	1,150
3	TND982109142	DIVERSIFIED SCIENTIFIC SERVICES INC. (DS	KINGSTON	382
4	TND981474125	SAFETY-KLEEN SYSTEMS INC. (3-109-01)	NASHVILLE	246
5	TND000614321	SAFETY-KLEEN (GS) INC.	MILLINGTON	228
6	TND987777695	SAFETY-KLEEN SYSTEMS INC.	KNOXVILLE	201
7	TND000645770	CLEAN HARBORS TENNESSEE LLC	GREENBRIER	159
8	TN0210020582	MILAN ARMY AMMUNITION PLANT	MILAN	146
9	TND003337292	OLIN CHLOR ALKALI PRODUCTS	CHARLESTON	107
10	TND003376928	EASTMAN CHEMICAL COMPANY, TENNESSEE OPER	KINGSPORT	78
Total				23,699

Note: Column may not sum to total due to rounding.
 State may have fewer than fifty facilities that received waste.

TENNESSEE

2005 INTERSTATE SHIPMENTS AND RECEIPTS

24 Quantity of RCRA Hazardous Waste Interstate Shipments: 64,776 Tons

25 Quantity of RCRA Hazardous Waste Interstate Receipts: 20,475 Tons

26 Tennessee Interstate Shipment / Receipts (As reported by Tennessee):

The State to which Tennessee shipped the largest quantity of waste was Indiana (15,857 tons).

The State that shipped the largest quantity of waste to Tennessee was Indiana (7,257 tons).

EPA ID

TXD001700806 SOLUTIA INC
TXD059685339 DIAMOND SHAMROCK REFINING COMPANY LP
TXD008081101 E I DU PONT DE NEMOURS AND COMPANY
TXD008080533 BP PRODUCTS NORTH AMERICA INC
TXD000751172 INEOS USA LLC
TXD008081697
TXR000057968
TXD083472266
TXR000057752
TXD008106999
TXD000838896
TXD078432457
TXD008092793
TXD087491973
TXD008076846
TXD058275769
TXD026481523
TXD058265067
TXD055141378
TXD007376700
TXD980626014
TXD097673149
TXD067285973
TXD008079642
TXD058260977
TXD065096273
TXD008079212
TXD007365984
TXD026040709
TXD046844700
TXD982286932
TXD981053770
TXD066362559
TXD000461533
TXD008119414
TXD051161990
TXD000719518
TXD071378582
TXD000836445
TXD077603371
TXD981911209
TXR000057414
TXD980748461
TXD007330202
TXD000807982
TXD069452340
TXD980626774
TXD000792937
TXD041067638
TXT490011293

14,950,750

224,407

TXD001700806	SOLUTIA INC
TXD059685339	DIAMOND SHAMROCK REFINING COMPANY LP
TXD008081101	E I DU PONT DE NEMOURS AND COMPANY
TXD008080533	BP PRODUCTS NORTH AMERICA INC
TXD000751172	INEOS USA LLC
TXD008081697	BASF CORPORATION
TXD083472266	LYONDELL CHEMICAL COMPANY
TXR000057968	INVISTA SARL
TXR000057752	INVISTA SARL
TXD008106999	MERISOL USA LLC
TXD000838896	VEOLIA ES TECHNICAL SOLUTIONS LLC
TXD078432457	CELANESE LTD
TXD055141378	CLEAN HARBORS DEER PARK LP
TXD008092793	THE DOW CHEMICAL COMPANY
TXD087491973	ASARCO LLC
TXD008076846	HUNTSMAN PETROCHEMICAL CORPORATION
TXD000719518	TM DEER PARK SERVICES LIMITED PARTNERSHI
TXD074195678	GULF CHEMICAL & METALLURGICAL CORPORATIO
TXD007349327	TXI OPERATIONS LP
TXD008079642	E I DU PONT DE NEMOURS AND COMPANY
TXD097673149	VOPAK LOGISTICS SERVICES USA INC
TXD007376700	CELANESE LTD
TXD981053770	DURATHERM INC
TXD046844700	CHEMICAL RECLAMATION SERVICES INC
TXD077603371	SAFETY-KLEEN SYSTEMS INC
TXD069452340	US ECOLOGY TEXAS LLP
TXD007365984	L-3 COMMUNICATIONS INTEGRATED SYSTEMS LP
TXD026040709	CELANESE LTD
TXD982286932	OXYCHEM CORPORATION
TXD065096273	ROHM AND HAAS TEXAS INC
TXD067285973	SHELL OIL COMPANY
TXD981911209	OXY VINYLS LP
TXD000461533	UNION CARBIDE CORPORATION
TXD000836445	EQUISTAR CHEMICALS LP
TXD051375434	
TXD008099079	
TXR000057414	
TXD007330202	
TXD980748461	
TXR000001016	
TXD008097487	
TXT490011293	
TXD008077190	
TXD000742304	
TXD008079527	
TXD106829963	
TXD001806868	
TXD043802826	
TXD006451090	
TXD008076853	

EPA ID	Site Name	City	
TXD058275769	EQUISTAR CHEMICALS LP	CHANNELVIEW	80,776
TXD026481523	KM LIQUIDS TERMINALS LP	GALENA PARK	79,398
TXD058265067	LYONDELL CHEMICAL COMPANY	PASADENA	62,915
TXR000057968	INVISTA SARL	VICTORIA	43,600
TXD980626014	HUNTSMAN POLYMERS CORPORATION	ODESSA	32,890
TXD058260977	BAYER MATERIAL SCIENCE LLC	BAYTOWN	24,242
TXD000838896	VEOLIA ES TECHNICAL SOLUTIONS LLC	PORT ARTHUR	23,005
TXR000057752	INVISTA SARL	ORANGE	21,742
TXD008079212	E I DU PONT DE NEMOURS AND COMPANY	LA PORTE	21,376
TXD046844700	CHEMICAL RECLAMATION SERVICES INC	AVALON	21,326
TXD097673149	VOPAK LOGISTICS SERVICES USA INC	DEER PARK	20,594
TXD981053770	DURATHERM INC	SAN LEON	20,301
TXD066362559	CHAPARRAL STEEL MIDLOTHIAN LP	MIDLOTHIAN	18,195
TXD008119414	STRUCTURAL METALS INC	SEGUIN	16,929
TXD051161990	CITGO PETROLEUM CORPORATION	CORPUS CHRISTI	16,112
TXD071378582	NUCOR CORPORATION	JEWETT	15,017
TXD077603371	SAFETY-KLEEN SYSTEMS INC	DENTON	14,336
TXR000057745	INVISTA S A R L	LA PORTE	11,641
TXD008076846	HUNTSMAN PETROCHEMICAL CORPORATION	PORT NECHES	11,289
TXD000807982	VOPAK USA INC	DEER PARK	9,431
TXD008080533	BP PRODUCTS NORTH AMERICA INC	TEXAS CITY	9,318
TXD008106999	MERISOL USA LLC	HOUSTON	8,545
TXD067285973	SHELL OIL COMPANY	DEER PARK	7,984
TXD041067638	THE LUBRIZOL CORPORATION	DEER PARK	7,220
TXD000792937	VALERO ENERGY CORP	TEXAS CITY	7,148
TXD980626774	CONOCOPHILLIPS COMPANY	BORGER	6,986
TXD000836486	GB BIOSCIENCES CORPORATION	HOUSTON	5,850
TXD000719518	TM DEER PARK SERVICES LIMITED PARTNERSHI	DEER PARK	5,654
TXD058276130	MILLENNIUM PETROCHEMICALS INC	LA PORTE	5,642
TXD008091712	ALCOA INC	ROCKDALE	5,413
TXD008079642	E I DU PONT DE NEMOURS AND COMPANY	ORANGE	5,387
TXD008090409	THE PREMCOR REFINING GROUP INC	PORT ARTHUR	5,149
TXT490013455	ENTERPRISE PRODUCTS COMPANY	MONT BELVIEU	4,899
TXD007398175	BORDER STEEL INC	ANTHONY	4,654
TXD074196338	PHILIP RECLAMATION SERVICES HOUSTON INC	HOUSTON	4,419
TXD008092793	THE DOW CHEMICAL COMPANY	FREEPORT	4,384
TXD074604166	VALERO REFINING-TEXAS LP	CORPUS CHRISTI	4,191
TXD007321904	TEXAS INSTRUMENTS INCORPORATED	DALLAS	4,152
TXD000782698	EXXON MOBIL CORPORATION	BAYTOWN	3,895
TXD990796351	GERDAU AMERISTEEL US INC	VIDOR	3,733
TXD082688979	LYONDELL-CITGO REFINING LP	HOUSTON	3,677
TXD096037932	THE DOW CHEMICAL COMPANY	HOUSTON	3,528
TXD000820928	HUNTSMAN PETROCHEMICAL CORPORATION	PORT ARTHUR	3,419
TXD065096273	ROHM AND HAAS TEXAS INC	DEER PARK	3,342
TXD007323397	LONE STAR STEEL COMPANY LP	LONE STAR	3,309
TXD990757486	AIR PRODUCTS LP	PASADENA	3,223
TXD083472266	LYONDELL CHEMICAL COMPANY	CHANNELVIEW	3,099
TXD000461533	UNION CARBIDE CORPORATION	TEXAS CITY	3,027
TXD008433468	SOUTHWEST GALVANIZING INC	HOUSTON	2,966
TXD088474663	FLINT HILLS RESOURCES LP	CORPUS CHRISTI	2,909

712,237

EPA ID SiGSNE99.08 TD(SAFETY-KLEEF5 Td(CLEAN HA214.SNE99ORS DEER LIMITED PMTRADE REFINERY SEANN

TXD055141378 CLEAN HARBORS DEER PARK LP
TXD083472266 LYONDELL CHEMICAL COMPANY
TXD074195678 GULF CHEMICAL & METALLURGICAL CORPORATIO
TXD000719518 TM DEER PARK SERVICES LIMITED PARTNERSHI
TXD007349327 TXI OPERATIONS LP
TXD097673149 VOPAK LOGISTICS SERVICES USA INC
TXD046844700 CHEMICAL RECLAMATION SERVICES INC
TXD981053770 DURATHERM INC
TXD077603371 SAFETY-KLEEN SYSTEMS INC
TXD008079642 E I DU PONT DE NEMOURS AND COMPANY
TXD000838896 VEOLIA ES TECHNICAL SOLUTIONS LLC
TXD069452340 US ECOLOGY TEXAS LLP
TXD008099079 RHODIA INC
TXD074196338 PHILIP RECLAMATION SERVICES HOUSTON INC
TXR000001016 TM CORPUS CHRISTI SERVICES LLC
TXD008097487 CHEMTRADE REFINERY SERVICES INC
TXD055135388 SET ENVIRONMENTAL INC
TXD106829963 EURECAT US INCORPORATED
TXD008092793 THE DOW CHEMICAL COMPANY
TXD006451090 EXIDE TECHNOLOGIES
TXD980745095 ASHLAND DISTRIBUTION CO A DIVISION OF AS
TXD102599339 PSC RECOVERY SYSTEMS INC
TXD981514383 ALPHA OMEGA RECYCLING INC
TXD981911209 OXY VINYLs LP
TXD010803203 SAFETY-KLEEN SYSTEMS INC
TXD982560294 NUCLEAR SOURCES AND SERVICES INC
TXD088474663 FLINT HILLS RESOURCES LP
TXR000051540 US OIL RECOVERY LP
TXR000044032 CENTAURI TECHNOLOGIES LP
TXD982290140 CLEAN HARBORS LAPORTE LP
TXD988088464 WASTE CONTROL SPECIALISTS LLC
TXD981052061 SAFETY-KLEEN SYSTEMS INC
TXD981056690 SAFETY-KLEEN SYSTEMS INC
TXD981053416 SAFETY-KLEEN SYSTEMS INC
TXD000729400 SAFETY-KLEEN SYSTEMS INC
TXR000000034 ECS REFINING TEXAS LLC
TXD980748461 STOLHAVEN HOUSTON INC
TXD000747378 SAFETY-KLEEN SYSTEMS INC
TXD000747394 SAFETY-KLEEN SYSTEMS INC
TXD980876015 SAFETY-KLEEN SYSTEMS INC
TXD988059309 MERRY X RAY CHEMICAL CORPORATION
TXD061290276 SAFETY-KLEEN SYSTEMS INC
TXD987988318 SCHLUMBERGER TECHNOLOGY CORPORATION
TXD000747428 SAFETY-KLEEN SYSTEMS INC
TXD988021259 NOVA MOLECULAR TECHNOLOGIES INC
TXR000047944 PACKAGING SERVICE COMPAPNY
TXD000747402 SAFETY-KLEEN SYSTEMS INC
TXD988070082 BAYLOR COLLEGE OF MEDICINE
TXD083145656 SAFETY-KLEEN SYSTEMS INC
TXD062287883 SAFETY-KLEEN SYSTEMS INC

TEXAS

2005 WASTE RECEIPTS, CONTINUED

Management Method	Quantity Managed	Percentage of			
	(tons)	Quantity	Quantity	Quantity	Quantity
		2005	2004	2003	2002
AQUEOUS INORGANIC TREATMENT	41	0.0			3
AQUEOUS ORGANIC TREATMENT	14,696	2.4			4
DEEPWELL OR UNDERGROUND INJECTION	70,296	11.7			6
ENERGY RECOVERY	149,989	25.0			
FUEL BLENDING	49,991	8.3			
INCINERATION	156,175	26.0			
LAND TREATMENT/APPLICATION/FARMING	4	0.0			
LANDFILL/SURFACE IMPOUNDMENT	14,218	2.4			
METALS RECOVERY	60,725	10.1			
OTHER DISPOSAL	318	0.1			
OTHER RECOVERY	33,271	5.5			
OTHER TREATMENT	2,240	0.4			
SOLVENTS RECOVERY	15,135	2.5			
STABILIZATION	1,104	0.2			
STORAGE AND/OR TRANSFER	32,084	5.3			

190,226 Tons

155,761 Tons

TRUST TERRITORIES

2005 WASTE GENERATION

1 Number of Generators Contributing to the Hazardous Waste Generated: 1

2 Quantity of RCRA Hazardous Waste Generated: 8 Tons

3 Fifty Largest RCRA Hazardous Waste Generators in the State, 2005

Rank	EPA ID	Site Name	City	Total Generated (Tons)
1	TTD987866035	WAKE ISLAND AIRFIELD	WAKE ISLAND	8
Total				8

Note: State may have fewer than fifty generators that contributed Q BT /Dhazart1dzT20/ g Generat.nk

TRUST TERRITORIES

2005 WASTE GENERATION, CONTINUED

4 Quantities of Waste Generated in 2005 That Were Reported with Only Characteristic Waste Codes,

Waste Has Only Characteristic Codes	Tons of Waste Generated	Waste Has Only Listed Codes	Tons of Waste Generated	Waste Has Both Characteristic And Listed Codes	Tons of Waste Generated
ONLY IGNITABLE	2	ONLY AN F CODE	0		
ONLY CORROSIVE	0	ONLY A K CODE	0		
ONLY REACTIVE	0	ONLY A P CODE	0		
ONLY D004-17	1	ONLY A U CODE	0		
ONLY D018-43	0				
HAS MORE THAN ONE	5	HAS MORE THAN ONE	0		
TOTAL	8	TOTAL	0	Both Characteristic and Listed	0

5 Quantities of Waste Generated in 2005 That Were Multiply Coded

Waste Has Only Characteristic Codes But More Than One Applies	Tons of Waste Generated	Only Listed Codes But Has More Than One	Tons of Waste Generated	Both Characteristic And Listed Codes	Tons of Waste Generated
HAS IGNITABLE CODE	2			IGN. W/ AT LEAST 1 LSTD	0
HAS CORROSIVE CODE	1			CORR. W/ AT LEAST 1 LSTD	0
HAS REACTIVE CODE	0			REACT. W/ AT LEAST 1 LSTD	0
HAS D004-D017 CODE	5			D004-17 W/ AT LEAST 1 LSTD	0
HAS D018-D043 CODE	4			D018-43 W/ AT LEAST 1 LSTD	0
		HAS AN F CODE	0	F WASTE W/ AT LEAST 1 CHAR	0
		HAS A K CODE	0	K WASTE W/ AT LEAST 1 CHAR	0
		HAS A P CODE	0	P WASTE W/ AT LEAST 1 CHAR	0
		HAS A U CODE	0	U WASTE W/ AT LEAST 1 CHAR	0
TOTAL	5	TOTAL	0	TOTAL	0

Note: Columns may not sum to total because a waste code may apply to more than one waste. Mixtures with ignitable, corrosive, reactive, D004-17, and D018-43 characteristic codes may also contain other characteristic waste codes. Similarly, wastes with F, K, P, and U listed codes may have other listed waste codes.

D001, D010, D027, D033, D034, D036, D037, D038, D002, D008

*Based on the Federal hazardous waste codes most frequently reported, not the quantity generated.

Rank	NAICS	Description	Tons Generated
1	9211	Executive, Legislative, and Other General Government Support	8

TRUST TERRITORIES

2005 WASTE MANAGEMENT

Tables 8, 9, and 10 have been omitted from this report because there were no facilities in the Trust Territories that reported managing RCRA hazardous waste in 2005.

TRUST TERRITORIES

2005 WASTE MANAGEMENT, CONTINUED

Tables 11, 12, 13, and 14 have been omitted from this report because there were no facilities in the Trust Territories that reported managing RCRA hazardous waste in 2005.

TRUST TERRITORIES

2005 WASTE SHIPMENTS

15 Number of RCRA Hazardous Waste Shippers: 1

16 Quantity of RCRA Hazardous Waste Shipped: 8

17 Fifty Largest RCRA Hazardous Waste Shippers in the State, 2005

Rank	EPA ID	Site Name	City	Quantity Shipped (Tons)
1	TTD987866035	WAKE ISLAND AIRFIELD	WAKE ISLAND	8
Total				8

Note: Column may not sum to total due to rounding.
State may have fewer than fifty shippers.

TRUST TERRITORIES

2005 WASTE RECEIPTS

Tables 18, 19, and 20 have been omitted from this report because there were no facilities in the Trust Territories that reported receiving RCRA hazardous waste in 2005.

TRUST TERRITORIES

2005 WASTE RECEIPTS, CONTINUED

Tables 21, 22, and 23 have been omitted from this report because there were no facilities in the Trust Territories that reported receiving RCRA hazardous waste in 2005.

TRUST TERRITORIES

2005 INTERSTATE SHIPMENTS AND RECEIPTS

24 Quantity of RCRA Hazardous Waste Interstate Shipments: 8 Tons

25 Quantity of RCRA Hazardous Waste Interstate Receipts: 0 Tons

26 Trust Territories Interstate Shipment / Receipts (As reported by Trust Territories):

The State to which Trust Territories shipped the largest quantity of waste was Hawaii (8 tons).

No States shipped waste to Trust Territories.

UTD981552177
UT5210090002
UTD021533054
UTD009081357
UTD092029768
UTD001705029
UTD991301748
UTD000826412
UTD982598898
UT0571724350

National Biennial RCRA Hazardous Waste Report: Based on 2005 Data

UTAH

2005 WASTE GENERATION, CONTINUED

4 Quantities of Waste Generated in 2005 That Were Reported with Only Characteristic Waste Codes, Only Listed Waste Codes, or Both Characteristic and Listed Waste Codes

Waste Has Only Characteristic Codes	Tons of Waste Generated	Waste Has Only Listed Codes	Tons of Waste Generated	Waste Has Both Characteristic And Listed Codes	Tons of Waste Generated
ONLY IGNITABLE	327	ONLY AN F CODE	3,007		
ONLY CORROSIVE	754	ONLY A K CODE	14,927		
ONLY REACTIVE	1,600	ONLY A P CODE	211		
ONLY D004-17	20,262	ONLY A U CODE	6		
ONLY D018-43	252				
HAS MORE THAN ONE CHARACTERISTIC CODE	2,631	HAS MORE THAN ONE LISTED CODE	1,783		
TOTAL	25,826	TOTAL	19,934	Both Characteristic and Listed	31,510

5 Quantities of Waste Generated in 2005 That Were Multiply Coded

Waste Has Only Characteristic Codes But More Than One Applies	Tons of Waste Generated	Only Listed Codes But Has More Than One	Tons of Waste Generated	Both Characteristic And Listed Codes	Tons of Waste Generated
HAS IGNITABLE CODE	428			IGN. W/ AT LEAST 1 LSTD	5,639
HAS CORROSIVE CODE	1,745			CORR. W/ AT LEAST 1 LSTD	1,178
HAS REACTIVE CODE	631			REACT. W/ AT LEAST 1 LSTD	3,820
HAS D004-D017 CODE	2,170			D004-17 W/ AT LEAST 1 LSTD	28,020
HAS D018-D043 CODE	1,152			D018-43 W/ AT LEAST 1 LSTD	1,718
		HAS AN F CODE	1,511	F WASTE W/ AT LEAST 1 CHAR	31,428
		HAS A K CODE	1,510	K WASTE W/ AT LEAST 1 CHAR	29,959
		HAS A P CODE	1,013	P WASTE W/ AT LEAST 1 CHAR	25,577
		HAS A U CODE	1,014	U WASTE W/ AT LEAST 1 CHAR	25,722
TOTAL	2,631	TOTAL	1,783	TOTAL	31,510

Note: Columns may not sum to total because a waste code may apply to more than one waste. Mixtures with ignitable, corrosive, reactive, D004-17, and D018-43 characteristic codes may also contain other characteristic waste codes. Similarly, wastes with F, K, P, and U listed codes may have other listed waste codes.

6 Top Ten Wastes Generated*: D001, D006, D007, F003, F005, D008, D002, F002, D003, D035

*Based on the Federal hazardous waste codes most frequently reported, not the quantity generated.

7 Top Ten Quantities of Waste Generated in 2005, by NAICS Code

Rank	NAICS	Description	Tons Generated
1	5622	Waste Treatment and Disposal	27,875
2	9281	National Security and International Affairs	20,665
3	3311	Iron and Steel Mills and Ferroalloy Manufacturing	14,780
4	3364	Aerospace Product and Parts Manufacturing	4,876
5	3241	Petroleum and Coal Products Manufacturing	3,443
6	3314	Nonferrous Metal (except Aluminum) Production and Processing	2,033
7	3344	Semiconductor and Other Electronic Component Manufacturing	1,180
8	5621	Waste Collection	545
9	3363	Motor Vehicle Parts Manufacturing	438
10	3251	Basic Chemical Manufacturing	370
Total			76,204

UTAH

2005 WASTE MANAGEMENT

8 Number of RCRA Facilities Contributing to the Hazardous Waste Managed: 13

9 Quantity of RCRA Hazardous Waste Managed: 329,301 Tons

10 Fifty Largest RCRA Hazardous Waste Management Facilities in the State, 2005

Rank	EPA ID	Site Name	City	Tons of Waste Managed
1	UTD991301748	CLEAN HARBORS GRASSY MOUNTAIN, LLC.	GRANTSVILLE	208,180
2	UTD981552177	CLEAN HARBORS ARAGONITE LLC	ARAGONITE	100,307
3	UTD982598898	ENERGYSOLUTIONS, LLC	GRANTSVILLE	14,955
4	UTD009081357	ATK THIOKOL INC.	PROMONTORY	3,076
5	UT5210090002	DESERET CHEMICAL DEPOT	STOCKTON	1,317
6	UT0570090001	UTAH TEST AND TRAINING RANGE	HILL AIR FORCE BASE	1,106
7	UT3213820894	TOOELE ARMY DEPOT	TOOELE ARMY DEPOT	305
8	UTD063314975	SILVER EAGLE REFINING - WOODS CROSS INC.	WOODS CROSS	36
9	UTD060381977	BD MEDICAL	SANDY	13
10	UTD009094012	BRIGHAM YOUNG UNIVERSITY	PROVO	4
11	UTD988070652	EDWARDS LIFESCIENCES, RESEARCH MEDICAL	MIDVALE	1
12	UT3750211259	DUGWAY PROVING GROUND	DUGWAY	1
13	UTD127673697	AUTOLIV N. AMERICA - PYROTECHNIC PROCESS	PROMONTORY	0
Total				329,301

Note: Column may not sum to total due to rounding.

State may have fewer than fifty RCRA facilities contributing to the hazardous waste managed.

Facilities reporting storage only and their quantity managed are excluded.

Rank	EPA ID	Site Name	City	Quantity Shipped (Tons)
1	UTD981552177	CLEAN HARBORS ARAGONITE LLC	ARAGONITE	28,087
2	UT5210090002	DESERET CHEMICAL DEPOT	STOCKTON	17,150
3	UTD021533054	NUCOR BAR MILL GROUP, PLYMOUTH UTAH DIV.	PLYMOUTH	14,392
4	UTD991301748	CLEAN HARBORS GRASSY MOUNTAIN, LLC.	GRANTSVILLE	2,503
5	UTD092029768	CHEVRON SALT LAKE REFINERY	SALT LAKE CITY	2,357
6	UTD001705029	ATK THIOKOL - BACCHUS	MAGNA	1,874
7	UTD982595795	NORTHEAST CASUALTY REAL PROPERTY	CLIVE	1,442
8	UTD000826412	KENNECOTT UTAH COPPER - REFINERY	MAGNA	1,222
9	UT0571724350	HILL AIR FORCE BASE	HILL AIR FORCE BASE	950
10	UTD045267127	BIG WEST OIL LLC	NORTH SALT LAKE	787
11	UTD988070215	COMPEQ INTERNATIONAL	SALT LAKE CITY	727
12	UTD000826446	KENNECOTT UTAH COPPER - SMELTER	MAGNA	721
13	UTD980957088	SAFETY-KLEEN SYSTEMS INC	SALT LAKE CITY	598
14	UTD009086133	ANDERSON GENEVA DEVELOPMENT, INC.	VINEYARD	388
15	UT3750211259	DUGWAY PROVING GROUND	DUGWAY	330
16	UTD988067351	PACIFIC STATES CAST IRON PIPE COMPANY	PROVO	309
17	UTD035388818	UNIVAR USA INC.	SALT LAKE CITY	285
18	UTD073010902	TYCO PRINTED CIRCUIT GROUP, LP--LOGAN DI	LOGAN	260
19	UTD988072294	AMERICAN PACIFIC CORPORATION	CEDAR CITY	238
20	UTD988078150	STERICYCLE	NORTH SALT LAKE UT	236
21	UTD127673697	AUTOLIV N. AMERICA - PYROTECHNIC PROCESS	PROMONTORY	225
22	UTD009081357	ATK THIOKOL INC.	PROMONTORY	215
23	UTR000002527	HEXCEL CORPORATION	WEST VALLEY CITY	207
24	UTD988074241	AUTOLIV ASP INC., OEA INITIATOR FACILITY	TREMONTON	202
25	UTD009090580	HOLLY REFINING & MARKETING COMPANY	WOODS CROSS	182
26	UTD009073305	EDO WESTERN	SALT LAKE CITY	177
27	UTD073008237	FAIRCHILD SEMICONDUCTOR	WEST JORDAN	153
28	UTR000008730	METAL MANAGEMENT WEST, INC.	SALT LAKE CITY	131
29	UT0000149534	WATSON LABS - UTAH	SALT LAKE CITY	119
30	UTD048406144	ASHLAND DISTRIBUTION	CLEARFIELD	114
31	UTR000000232	IBC ADVANCED TECHNOLOGIES, INC.	AMERICAN FORK	100
32	UTD072988173	PARISH CHEMICAL COMPANY	VINEYARD	98
33	UTD094674595	UNIVERSITY OF UTAH	SALT LAKE CITY	95
34	UTD041075896	TRINITY HIGHWAY SAFETY PRODUCTS	CENTERVILLE	84
35	UTD000690867	US MAGNESIUM LLC	ROWLEY	78
36	UTD000826362	TESORO REFINING AND MARKETING COMPANY	SALT LAKE CITY	78
37	UT3213820894	TOOELE ARMY DEPOT	TOOELE ARMY DEPOT	75
38	UTD982598898	ENERGYSOLUTIONS, LLC	GRANTSVILLE	72
39	UTD982589061	BARNES AEROSPACE OGDEN DIVISION	OGDEN	39
40	UTD063314975	SILVER EAGLE REFINING - WOODS CROSS INC.	WOODS CROSS	39
41	UTD000651653	UTAH STATE UNIVERSITY	LOGAN	38
42	UTD009094012	BRIGHAM YOUNG UNIVERSITY	PROVO	37
43	UTR000006254	FRONTIER SCIENTIFIC, INC.	LOGAN	32
44	UTD056095334	PRECISION TECHNOLOGY, INC.	SALT LAKE CITY	32
45	UTD073104069	CONOCOPHILLIPS PL N. SALT LAKE TERMINAL	NORTH SALT LAKE	29
46	UTD982588675	TRIUMPH GEAR SYSTEMS, INC.	PARK CITY	27
47	UTD000826420	KENNECOTT UTAH COPPER - CONCENTRATOR	COPPERTON	23
48	UTD073002792	EASTON TECHNICAL PRODUCTS	SALT LAKE CITY	21
49	UTD05958849	MOORE BROS SALT LAKE OPERATIONS	WEST VALLEY CITY	20
50	UTD049779325	FMCTI JETWAY	OGDEN	19
Total				77,615

UTAH

2005 WASTE RECEIPTS

- 18 Number of RCRA Hazardous Waste Receivers:** 8
- 19 Quantity of RCRA Hazardous Waste Received:** 154,354 Tons
- 20 Fifty Largest RCRA Hazardous Waste Receivers in the State, 2005**

Rank	EPA ID	Site Name	City	Quantity Received (Tons)
1	UTD991301748	CLEAN HARBORS GRASSY MOUNTAIN, LLC.	GRANTSVILLE	86,149
2	UTD981552177	CLEAN HARBORS ARAGONITE LLC	ARAGONITE	51,760
3	UTD982598898	ENERGYSOLUTIONS, LLC	GRANTSVILLE	13,890
4	UTD982595795	NORTHEAST CASUALTY REAL PROPERTY	CLIVE	1,159
5	UT0570090001	UTAH TEST AND TRAINING RANGE	HILL AIR FORCE BASE	849
6	UTD980957088	SAFETY-KLEEN SYSTEMS INC	SALT LAKE CITY	252
7	UTD009081357	ATK THIOKOL INC.	PROMONTORY	197
8	UTD048406144	ASHLAND DISTRIBUTION	CLEARFIELD	97
Total				154,354

Note: Column may not sum to total due to rounding.
 State may have fewer than fifty facilities that received waste.

UTAH

2005 WASTE RECEIPTS, CONTINUED

Management Method	Quantity Managed (tons)	Percentage of Quantity	Number of Facilities	Percentage of Facilities
AQUEOUS INORGANIC TREATMENT	0	0.0	1	12.5
ENERGY RECOVERY	1,615	1.0	1	12.5
INCINERATION	50,313	32.6	3	37.5
LAND TREATMENT/APPLICATION/FARMING	0	0.0	1	12.5
LANDFILL/SURFACE IMPOUNDMENT	100,033	64.8	2	25.0
OTHER TREATMENT	4	0.0	1	12.5
STORAGE AND/OR TRANSFER	2,389	1.5	6	75.0

Management Method	Quantity Managed (tons)	Percentage of Quantity	Number of Facilities	Percentage of Facilities
LANDFILL/SURFACE IMPOUNDMENT	100,033	64.8	2	25.0
INCINERATION	50,313	32.6	3	37.5
STORAGE AND/OR TRANSFER	2,389	1.5	6	75.0
ENERGY RECOVERY	1,615	1.0	1	
OTHER TREATMENT	4	0.0	1	
LAND TREATMENT/APPLICATION/FARMING	0	0.0	1	
AQUEOUS INORGANIC TREATMENT	0	0.0	1	

UTAH

2005 INTERSTATE SHIPMENTS AND RECEIPTS

24 Quantity of RCRA Hazardous Waste Interstate Shipments: 19,097 Tons

25 Quantity of RCRA Hazardous Waste Interstate Receipts: 77,012 Tons

26 Utah Interstate Shipment / Receipts (As reported by Utah):

VTD002084705
VTD001080126
VTD002065597
VTD001075894
VTD000791871
VTD002068484
VTD001086529
VTD039697347
VTD002065654
VTD099682494
VTD002085108
VTD001082841
VTD981065998
VTD058540220
VTD000791699
VTD020673299
VTD000509174
VTD001081215
VTD988366167
VTR000013649
VTD000636449
VTD980670319
VTP000012551
VTR000501601
VTR000500157
VT5000001982
VTR000508663
VTD002068070
VTD980915227
VTR000015487
VTP000012554
VTR000005397
VTP000012553
VTP000012552
VT6572824294
VTD001079367
VTR000005348
VTD988380572
VTR000504167
VTD069911873
VTD988370102
VTD019141092
VTD045014602
VTD043783992
VTR000002626
VTD019528900
VT5000000836
VTD007939614
VTR000500603

VERMONT

2005 WASTE GENERATION, CONTINUED

4 Quantities of Waste Generated in 2005 That Were Reported with Only Characteristic Waste Codes, Only Listed Waste Codes, or Both Characteristic and Listed Waste Codes

Waste Has Only Characteristic Codes	Tons of Waste Generated	Waste Has Only Listed Codes	Tons of Waste Generated	Waste Has Both Characteristic And Listed Codes	Tons of Waste Generated
ONLY IGNITABLE	565	ONLY AN F CODE	137		
ONLY CORROSIVE	838	ONLY A K CODE	0		
ONLY REACTIVE	47	ONLY A P CODE	1		
ONLY D004-17	471	ONLY A U CODE	0		
ONLY D018-43	31				
HAS MORE THAN ONE CHARACTERISTIC CODE	755	HAS MORE THAN ONE LISTED CODE	0		
TOTAL	2,707	TOTAL	138	Both Characteristic and Listed	590

5 Quantities of Waste Generated in 2005 That Were Multiply Coded

Waste Has Only Characteristic Codes But More Than One Applies	Tons of Waste Generated	Only Listed Codes But Has More Than One	Tons of Waste Generated	Both Characteristic And Listed Codes	Tons of Waste Generated
HAS IGNITABLE CODE	327			IGN. W/ AT LEAST 1 LSTD	427
HAS CORROSIVE CODE	437			CORR. W/ AT LEAST 1 LSTD	3
HAS REACTIVE CODE	1			REACT. W/ AT LEAST 1 LSTD	2
HAS D004-D017 CODE	439			D004-17 W/ AT LEAST 1 LSTD	248
HAS D018-D043 CODE	315			D018-43 W/ AT LEAST 1 LSTD	331
		HAS AN F CODE	0	F WASTE W/ AT LEAST 1 CHAR	589
		HAS A K CODE	0	K WASTE W/ AT LEAST 1 CHAR	0
		HAS A P CODE	0	P WASTE W/ AT LEAST 1 CHAR	1
		HAS A U CODE	0	U WASTE W/ AT LEAST 1 CHAR	87
TOTAL	755	TOTAL	0	TOTAL	590

Note: Columns may not sum to total because a waste code may apply to more than one waste. Mixtures with ignitable, corrosive, reactive, D004-17, and D018-43 characteristic codes may also contain other characteristic waste codes. Similarly, wastes with F, K, P, and U listed codes may have other listed waste codes.

6 Top Ten Wastes Generated*: D001, D002, D008, F003, D007, D018, F005, D009, D006, D011

*Based on the Federal hazardous waste codes most frequently reported, not the quantity generated.

7 Top Ten Quantities of Waste Generated in 2005, by NAICS Code

Rank	NAICS	Description	Tons Generated
1	3344	Semiconductor and Other Electronic Component Manufacturing	920
2	3335	Metalworking Machinery Manufacturing	547
3	3359	Other Electrical Equipment and Component Manufacturing	489
4	3364	Aerospace Product and Parts Manufacturing	360
5	4247	Petroleum and Petroleum Products Merchant Wholesalers	196
6	3325	Hardware Manufacturing	184
7	3329	Other Fabricated Metal Product Manufacturing	137
8	3255	Paint, Coating, and Adhesive Manufacturing	127
9	3222	Converted Paper Product Manufacturing	95
10	3371	Household and Institutional Furniture and Kitchen Cabinet Manufacturing	74
Total			3,131

VERMONT

2005 WASTE MANAGEMENT

8 Number of RCRA Facilities Contributing to the Hazardous Waste Managed: 7

9 Quantity of RCRA Hazardous Waste Managed: 390,607 Tons

10 Fifty Largest RCRA Hazardous Waste Management Facilities in the State, 2005

Rank	EPA ID	Site Name	City	Tons of Waste Managed
1	VTD002084705	IBM CORPORATION	ESSEX JUNCTION	389,813
2	VTD001080126	KENNAMETAL INC	LYNDON	528
3	VTD002068484	THE SHELBURNE CORPORATION	SHELBURNE	171
4	VTD001086529	C E BRADLEY LABORATORIES INC	BRATTLEBORO	95
5	VTD007939614	CENTRAL VERMONT PUBLIC SERVICE CORP	RUTLAND	0
6	VTD002085108	GENERAL ELECTRIC RUTLAND	RUTLAND	0
7	VTD001075894	GENERAL ELECTRIC NORTH CLARENDON	CLARENDON	0
Total				390,607

Note: Column may not sum to total due to rounding.
 State may have fewer than fifty RCRA facilities contributing to the hazardous waste managed.
 Facilities reporting storage only and their quantity managed are excluded.

VERMONT

2005 WASTE MANAGEMENT, CONTINUED

11 Quantity of RCRA Hazardous Waste Managed by Management Method, 2005

Management Method	Quantity Managed (tons)	Percentage of Quantity	Number of Facilities	Percentage of Facilities
AQUEOUS ORGANIC TREATMENT	0	0.0	2	28.6
INCINERATION	0	0.0	1	14.3
OTHER DISPOSAL	174	0.0	2	28.6
OTHER TREATMENT	595	0.2	2	28.6
SLUDGE TREATMENT	389,743	99.8	1	14.3
SOLVENTS RECOVERY	95	0.0	1	14.3
	390,607	100.0	7	

12 Management Method by Quantity of RCRA Hazardous Waste Managed, 2005

Management Method	Quantity Managed (tons)	Percentage of Quantity	Number of Facilities	Percentage of Facilities
SLUDGE TREATMENT	389,743	99.8	1	14.3
OTHER TREATMENT	595	0.2	2	28.6
OTHER DISPOSAL	174	0.0	2	28.6
SOLVENTS RECOVERY	95	0.0	1	14.3
INCINERATION	0	0.0	1	14.3
AQUEOUS ORGANIC TREATMENT	0	0.0	2	28.6
	390,607	100.0	7	

13 Management Method and Quantity of RCRA Hazardous Waste Managed by Number of Facilities, 2005

Management Method	Quantity Managed (tons)	Percentage of Quantity	Number of Facilities	Percentage of Facilities
AQUEOUS ORGANIC TREATMENT	0	0.0	2	28.6
OTHER DISPOSAL	174	0.0	2	28.6
OTHER TREATMENT	595	0.2	2	28.6
INCINERATION	0	0.0	1	14.3
SLUDGE TREATMENT	389,743	99.8	1	14.3
SOLVENTS RECOVERY	95	0.0	1	14.3
	390,607	100.0	7	

Note: Columns may not sum to total due to rounding.

Number of Facilities column may not sum to total because facilities may have multiple handling methods.

Facilities reporting storage only and their quantity managed are excluded.

D002, D001, F003, D005, D035, F005, D006, , ,

*Based on the Federal hazardous waste codes most frequently reported, not the quantity managed.

Rank	EPA ID	Site Name	City	Quantity Shipped (Tons)
1	VTD002084705	IBM CORPORATION	ESSEX JUNCTION	812
2	VTD002065597	ENERGIZER BATTERY MANUFACTURING INC	BENNINGTON	350
3	VTD000791699	SAFETY-KLEEN SYSTEMS INC	BARRE	252
4	VTD001075894	GENERAL ELECTRIC NORTH CLARENDON	CLARENDON	224
5	VTD002065654	ENERGIZER BATTERY MANUFACTURING INC	ST ALBANS	136
6	VTD039697347	CFM U S CORPORATION	BETHEL	126
7	VTD099682494	MYLAN TECHNOLOGIES INC	ST ALBANS	95
8	VTD002085108	GENERAL ELECTRIC RUTLAND	RUTLAND	84
9	VTD000791871	EXXONMOBIL BURLINGTON TERMINAL	BURLINGTON	73
10	VTD001082841	ETHAN ALLEN OPERATIONS INC ORLEANS	BARTON	47
11	VTD981065998	G S PRECISION INC	BRATTLEBORO	37
12	VTD001086529	C E BRADLEY LABORATORIES INC	BRATTLEBORO	33
13	VTD058540220	JANOS TECHNOLOGY INC	TOWNSHEND	31
14	VTD020673299	U S SAMICA CORP	RUTLAND	28
15	VTD000509174	TANSITOR ELECTRONICS	BENNINGTON	28
16	VTD001081215	ETHAN ALLEN OPERATIONS INC BEECHER FALLS	CANAAN	28
17	VTD988366167	SEVERN TRENT LABORATORIES	COLCHESTER	26
18	VTR000502252	CHITTENDEN SOLID WASTE DIST ENV DEPOT	SOUTH BURLINGTON	24
19	VTR000013649	QUESTECH CORP	MIDDLEBURY	24
20	VTD000636449	UNIV OF VERMONT MAIN CAMPUS	BURLINGTON	22
21	VTD980670319	VERMONT CIRCUITS INC	BRATTLEBORO	21
22	VTD000636563	UNIV OF VERMONT ENV SAFETY FACIL	BURLINGTON	18
23	VT5000001982	FLEMING OIL COMPANY INC	BRATTLEBORO	17
24	VTR000501601	MIDWAY OIL CORP WAREHOUSE	MENDON	16
25	VTR000500157	VILLANTI & SONS PRINTERS INC	MILTON	16
26	VTR000508663	VT PRECISION TOOLS INC	SWANTON	15
27	VTD002068070	SIMMONDS PRECISION PRODUCTS INC	VERGENNES	15
28	VTD001080126	KENNAMETAL INC	LYNDON	15
29	VTD980915227	CAPITAL CITY PRESS	BERLIN	14
30	VTD002068484	THE SHELBURNE CORPORATION	SHELBURNE	13
31	VTR000015487	BRADFORD OIL CO FAIRLEE MAINT SHOP	FAIRLEE	12
32	VTP000012554	MORRISVILLE ARMORY	MORRISVILLE	11
33	VTR000005397	TURBINE COOLING SOLUTIONS	RUTLAND	11
34	VTP000012553	WATERBURY ARMORY	WATERBURY	10
35	VTP000012552	LYNDONVILLE ARMORY	LYNDONVILLE	10
36	VT6572824294	VT AIR NATIONAL GUARD 158 FIGHTER WING	SOUTH BURLINGTON	10
37	VTD001079367	SPRINGFIELD ELECTROPLATING	SPRINGFIELD	7
38	VTR000005348	VERMONT TUBBS INC	BRANDON	7
39	VTR000005223	RUTLAND CY SWD TRANSFER STA	RUTLAND	6
40	VTD988380572	BURLINGTON INTERNATIONAL AIRPORT	SOUTH BURLINGTON	5
41	VTR000504167	ENTERGY NUCLEAR VERMONT YANKEE	VERNON	5
42	VTD069911873	TIVOLY INC	DERBY	4
43	VTD988370102	VALLEE R L SPILLANES	SOUTH BURLINGTON	3
44	VTD019141092	HAZELETT STRIP CASTING CORP	COLCHESTER	3
45	VTD045014602	FIBERMARK, INC.	BRATTLEBORO	3
46	VTD043783992	VERMONT RAILWAY INC	BURLINGTON	2
47	VTR000002626	VALLEE R L CROSSROADS MOBIL	ALBURG	2
48	VT5000000836	NORWICH UNIVERSITY	NORTHFIELD	1
49	VTD007939614	CENTRAL VERMONT PUBLIC SERVICE CORP	RUTLAND	1
50	VTR000500603	MIDWAY OIL LEICESTER GENERAL STORE	LEICESTER	1

Total

2,756

Colrj T* (41)T may0j T* (48)nAW.>T41 9 Tft to to99 rdmST* (16)TN5
dmST* 7

EPA ID	Site Name	City	
VTD000791699	SAFETY-KLEEN SYSTEMS INC	BARRE	195
VTD000636563	UNIV OF VERMONT ENV SAFETY FACIL	BURLINGTON	
VTR000502252	CHITTENDEN SOLID WASTE DIST ENV DEPOT	SOUTH BURLINGTON	
VTR000005223	RUTLAND CY SWD TRANSFER STA	RUTLAND	
VTD007939614	CENTRAL VERMONT PUBLIC SERVICE CORP	RUTLAND	
VTD002084705	IBM CORPORATION	ESSEX JUNCTION	
			253

VERMONT

2005 WASTE RECEIPTS, CONTINUED

**21 Quantity of RCRA Hazardous Waste Managed by Management Method
Limited to Waste Received from Offsite, 2005**

Management Method	Quantity Managed (tons)	Percentage of Quantity	Number of Facilities	Percentage of Facilities
INCINERATION	0	0.2	1	16.7
STORAGE AND/OR TRANSFER	253	99.8	5	83.3
	253	100.0	6	

**22 Management Method by Quantity of RCRA Hazardous Waste Managed
Limited to Waste Received from Offsite, 2005**

Management Method	Quantity Managed (tons)	Percentage of Quantity	Number of Facilities	Percentage of Facilities
STORAGE AND/OR TRANSFER	253	99.8	5	83.3
INCINERATION	0	0.2	1	16.7
	253	100.0	6	

**23 Management Method and Quantity of RCRA Hazardous Waste Managed by Number of Facilities
Limited to Waste Received from Offsite, 2005**

Management Method	Quantity Managed (tons)	Percentage of Quantity	Number of Facilities	Percentage of Facilities
STORAGE AND/OR TRANSFER	253	99.8	5	83.3
INCINERATION	0	0.2	1	16.7
	253	100.0	6	

Note: Columns may not sum to total due to rounding.
Number of Facilities column may not sum to total because facilities may have multiple handling methods.

VERMONT

2005 INTERSTATE SHIPMENTS AND RECEIPTS

24 Quantity of RCRA Hazardous Waste Interstate Shipments: 2,731 Tons

25 Quantity of RCRA Hazardous Waste Interstate Receipts: 78 Tons

26 Vermont Interstate Shipment / Receipts (As reported by Vermont):

The State to which Vermont shipped the largest quantity of waste was New Jersey (1,138 tons).

The State that shipped the largest quantity of waste to Vermont was New Hampshire (59 tons).

VIRGIN ISLANDS

2005 WASTE GENERATION

1 Number of Generators Contributing to the Hazardous Waste Generated: 1

2 Quantity of RCRA Hazardous Waste Generated: 2,628 Tons

3 Fifty Largest RCRA Hazardous Waste Generators in the State, 2005

Rank	EPA ID	Site Name	City	Total Generated (Tons)
1	VID980536080	HOVENSA L L C	CHRISTIANSTED	2,628
Total				2,628

Note: State may have fewer than fifty generators that contribute to the Hazardous Waste of 0 to 10,000 lbs per month.

ONLY IGNITABLE	1	ONLY AN F CODE	565
ONLY CORROSIVE	0	ONLY A K CODE	1,298
ONLY REACTIVE	0	ONLY A P CODE	0
ONLY D004-17	153	ONLY A U CODE	0
ONLY D018-43	351		
HAS MORE THAN ONE	0	HAS MORE THAN ONE	0

Both Characteristic and Listed 260

HAS IGNITABLE CODE	0		
HAS CORROSIVE CODE	0		
HAS REACTIVE CODE	0		
HAS D004-D017 CODE	0		
HAS D018-D043 CODE	0		
		HAS AN F CODE	0
		HAS A K CODE	0
		HAS A P CODE	0
		HAS A U CODE	0
TOTAL	0	TOTAL	0

VIRGIN ISLANDS

2005 WASTE SHIPMENTS

15 Number of RCRA Hazardous Waste Shippers: 1

16 Quantity of RCRA Hazardous Waste Shipped: 2,200

17 Fifty Largest RCRA Hazardous Waste Shippers in the State, 2005

Rank	EPA ID	Site Name	City	Quantity Shipped (Tons)
1	VID980536080	HOVENSA L L C	CHRISTIANSTED	2,200
Total				2,200

Note: Column may not sum to total due to rounding.
State may have fewer than fifty shippers.

VIRGIN ISLANDS

2005 WASTE RECEIPTS

Tables 18, 19, and 20 have been omitted from this report because there were no facilities in the Virgin Islands that reported receiving RCRA hazardous waste in 2005.

VIRGIN ISLANDS

2005 WASTE RECEIPTS, CONTINUED

Tables 21, 22, and 23 have been omitted from this report because there were no facilities in the Virgin Islands that reported receiving RCRA hazardous waste in 2005.

EPA ID	Site Name	
VAD003125770	KOPPERS INC.	SALEM
VAD098443443	GIANT RESOURCE RECOVERY - ARVONIA, INC.	ARVONIA
VAR000502617	GEO SPECIALTY CHEMICALS	COURTLAND
VAD003122553	ROANOKE ELECTRIC STEEL CORPORATION	
VAD980554539	DUPONT FRONT ROYAL	
VAD988170445	WAKO CHEMICALS USA, INC.	
VAD093561652	BOEHRINGER INGELHEIM CHEMICALS, INC.	
VAD065385296	HONEYWELL INTERNATIONAL INC.	
VAD046960449	BWX TECHNOLOGIES, INC.	
VAD066003161	VOLVO TRUCKS NORTH AMERICA, INC.NRV PLAN	
VAD001705110	MERCK & CO., INC.	
VAD055046049	COOK COMPOSITES AND POLYMERS CO.	
VAD076670959	CIBA SPECIALITY CHEMICALS	
VAD050990357	GIANT YORKTOWN, INC.	
VAD988170684	DANCHEM TECHNOLOGIES, INC.	
VAD081753881	TRANSPRINT USA, INC.	
VAD001307495	NEWPORT NEWS SHIPBUILDING & DRY DOCK CO	
VAD054039961	FEDERAL-MOGUL CORPORATION	
VA1210020730	RADFORD ARMY AMMUNITION PLANT	
VAD988223574	COYNE TEXTILE SERVICES	
VA6170061463	NAVAL STATION NORFOLK	
VAD003123072	ITT INDUSTRIES NIGHT VISION	
VAD003177391	FORD MOTOR COMAPNY-NORFOLK ASSEMBLY	
VAD010070043	HOWMET CASTINGS	
VAD988211884	NORFOLK ENVIRONMENTAL SERVICES, INC	
VAD077942266	GIANT RESOURCE RECOVERY,INC.	
VA3971520751	DEFENSE SUPPLY CENTER RICHMOND	
VA1170024813	NORFOLK NAVAL SHIPYARD	
VAR000004978	MICRON TECHNOLOGY, INC.	
VAD981034895	DYNAMIC DETAILS,INC.	
VAR000010215	INDUSTRIAL GALVANIZERS VIRGINIA	
VAR000007534	INFINEON TECHNOLOGIES RICHMOND	
VAD003122165	HERCULES INCORPORATED	
VAD980719611	PRINTPALK INC.	
VAR000004481	SORTOMER COMPANY,INC.	
VAD000820506	INTERMET ARCHER CREEK FOUNDRY	
VAD000019828	AKZO NOBEL COATINGS,INC.	
VAD003062742	O`SULLIVAN FILMS,INC.	
VAR000015727	ETERNAL TECHNOLOGY CORPORATION	
VAD083059311	VIRGINIA GALVANIZING- BRIDGE PLANT,LLC	
VAD980551287	STANDEX ENGRAVING LLC	
VAR000507715	WELLA MANUFACTURING OF VIRGINIA	
VAR000014654	REHRIG INTERNATIONAL	
VAD066008780	CPFILMS INC. PLANT#2	
VAD009305137	DUPONT - SPRUANCE PLANT	
VAD065378515	ALCOA FLEXIBLE PACKAGING LLC - BELLWOOD	
VAD065417008	GRIFFIN PIPE PRODUCTS CO. INC.	
VAD023720105	EMPORIA FOUNDRY INC.	
VAD083046235	MAGELLAN SYSTEMS INTL. LLC.	
VAR000500637	BAE SYSTEMS	

VIRGINIA

2005 WASTE GENERATION, CONTINUED

4 Quantities of Waste Generated in 2005 That Were Reported with Only Characteristic Waste Codes,

Waste Has Only Characteristic Codes	Tons of Waste Generated	Waste Has Only Listed Codes	Tons of Waste Generated	Waste Has Both Characteristic And Listed Codes	Tons of Waste Generated
ONLY IGNITABLE	6,019	ONLY AN F CODE	47,259		
ONLY CORROSIVE	10,282	ONLY A K CODE	8,360		
ONLY REACTIVE	209	ONLY A P CODE	3		
ONLY D004-17	4,523	ONLY A U CODE	169		
ONLY D018-43	1,854				
HAS MORE THAN ONE		HAS MORE THAN ONE			
	12,946		5		
TOTAL	35,833	TOTAL	55,795	Both Characteristic and Listed	42,741

5 Quantities of Waste Generated in 2005 That Were Multiply Coded

Waste Has Only Characteristic Codes But More Than One Applies	Tons of Waste Generated	Only Listed Codes But Has More Than One	Tons of Waste Generated	Both Characteristic And Listed Codes	Tons of Waste Generated
HAS IGNITABLE CODE	8,984			IGN. W/ AT LEAST 1 LSTD	41,323
HAS CORROSIVE CODE	7,866			CORR. W/ AT LEAST 1 LSTD	320
HAS REACTIVE CODE	903			REACT. W/ AT LEAST 1 LSTD	770
HAS D004-D017 CODE	5,274			D004-17 W/ AT LEAST 1 LSTD	24,880
HAS D018-D043 CODE	8,745			D018-43 W/ AT LEAST 1 LSTD	26,988
		HAS AN F CODE	5	F WASTE W/ AT LEAST 1 CHAR	42,569
		HAS A K CODE	0	K WASTE W/ AT LEAST 1 CHAR	17,732
		HAS A P CODE	1	P WASTE W/ AT LEAST 1 CHAR	5
		HAS A U CODE	5	U WASTE W/ AT LEAST 1 CHAR	19,477
TOTAL	12,946	TOTAL	5	TOTAL	42,741

Note: Columns may not sum to total because a waste code may apply to more than one waste. Mixtures with ignitable, corrosive, reactive, D004-17, and D018-43 characteristic codes may also contain other characteristic waste codes. Similarly, wastes with F, K, P, and U listed codes may have other listed waste codes.

D001, D002, D008, F003, D007, F005, D035, D009, D006, D018

*Based on the Federal hazardous waste codes most frequently reported, not the quantity generated.

Rank	NAICS	Description	Tons Generated
1	3211	Sawmills and Wood Preservation	37,966
2	3251	Basic Chemical Manufacturing	20,664
3	5622	Waste Treatment and Disposal	20,142
4	3311	Iron and Steel Mills and Ferroalloy Manufacturing	7,510
5	3254	Pharmaceutical and Medicine Manufacturing	6,915
6	3255	Paint, Coating, and Adhesive Manufacturing	6,697
7	3252	Resin, Synthetic Rubber, and Artificial Synthetic Fibers and Filaments Manufacturing	3,590
8	3231	Printing and Related Support Activities	3,001
9	3328	Coating, Engraving, Heat Treating, and Allied Activities	2,974
10	3324	Boiler, Tank, and Shipping Container Manufacturing	2,590

VAD003125770

VAD023741705

VAD098443443

~~VAD000000000~~ RESEARCH CORPORATION 4 54T* (GIANT RESOURCE RECOVERY - ARVONIA, INC. 4 54T* (SOLITE, LLC 4 540 -7.03) T70) D

VAD988170445

VAD065385296

115,896

National Biennial RCRA Hazardous Waste Report: Based on 2005 Data

Management Method	Quantity Managed (tons)	Percentage of Quantity	Number of Facilities	Percentage of Facilities
AQUEOUS INORGANIC TREATMENT	1,364	1.2	3	9.4
AQUEOUS ORGANIC TREATMENT	69,270	59.8	3	9.4
ENERGY RECOVERY	13,966	12.1	1	3.1
FUEL BLENDING	21,355	18.4	2	6.3
INCINERATION	4,156	3.6	4	12.5
LANDFILL/SURFACE IMPOUNDMENT	0	0.0	1	3.1
METALS RECOVERY	18	0.0	2	6.3
OTHER DISPOSAL	0	0.0	1	3.1
OTHER RECOVERY	654	0.6	2	6.3
OTHER TREATMENT	311	0.3	6	18.8
SLUDGE TREATMENT	151	0.1	2	6.3
SOLVENTS RECOVERY	1,891	1.6	10	31.3
STABILIZATION	2,760	2.4	2	6.3

AQUEOUS ORGANIC TREATMENT
 FUEL BLENDING
 ENERGY RECOVERY
 INCINERATION
 STABILIZATION
 SOLVENTS RECOVERY
 AQUEOUS INORGANIC TREATMENT
 OTHER RECOVERY
 OTHER TREATMENT
 SLUDGE TREATMENT
 METALS RECOVERY
 OTHER DISPOSAL
 LANDFILL/SURFACE IMPOUNDMENT

VAD098443443
VAR000502617
VAD980554539
VAD003122553
VAD093561652
VAD046960449
VAD055046049
VAD066003161
VAD001705110
VAD988170684
VAD001307495
VAD054039961
VAD050990357
VAD988223574

VIRGINIA

2005 WASTE RECEIPTS

18 Number of RCRA Hazardous Waste Receivers: 9

19 Quantity of RCRA Hazardous Waste Received: 36,790 Tons

20 Fifty Largest RCRA Hazardous Waste Receivers in the State, 2005

Rank	EPA ID	Site Name	City	Quantity Received (Tons)
1	VAD098443443	GIANT RESOURCE RECOVERY - ARVONIA, INC.	ARVONIA	21,355
2	VAD042755082	SOLITE, LLC	ARVONIA	13,966
3	VAD000737346	SAFETY-KLEEN SYSTEMS, INC.	CHESAPEAKE	448
4	VAD981043011	SAFETY-KLEEN SYSTEMS, INC.	CHESTER	404
5	VAD000737361	SAFETY-KLEEN SYSTEMS, INC.	VINTON	277
6	VAD105838874	KMX CHEMICAL CORPORATION	NEW CHURCH	262
7	VA6170061463	NAVAL STATION NORFOLK	NORFOLK	78
8	VA1170024813	NORFOLK NAVAL SHIPYARD	PORTSMOUTH	0
9	VA7170024684	US NAVY DAHLGREN	DAHLGREN	0
Total				36,790

Note: Column may not sum to total due to rounding.
State may have fewer than fifty facilities that received waste.

VIRGINIA

2005 WASTE RECEIPTS, CONTINUED

VIRGINIA

2005 INTERSTATE SHIPMENTS AND RECEIPTS

24 Quantity of RCRA Hazardous Waste Interstate Shipments: 67,129 Tons

25 Quantity of RCRA Hazardous Waste Interstate Receipts: 20,144 Tons

26 Virginia Interstate Shipment / Receipts (As reported by Virginia):

The State to which Virginia shipped the largest quantity of waste was Ohio (16,759 tons).

The State that shipped the largest quantity of waste to Virginia was Georgia (5,374 tons).

EPA ID

WA7890008967 US DEPT OF ENERGY HANFORD FACILITY
WAD057068561 CHINOOK VENTURES INC.
WAD000065508 CDC MEAD LLC
WAD988487583 NUCOR STEEL SEATTLE INC
WAD001882984 TACOMA PORT FORMER KAISER PROPERTY AREA
WAD991281767 BURLINGTON ENVIRONMENTAL INC KENT
WAH000026218 JOSEPH SIMON & SONS INC
WAD020257945 BURLINGTON ENVIRONMENTAL INC TACOMA
WAH000026480 SNOHOMISH COUNTY PUBLIC WORKS VACANT
WAD981769110 EMERALD SERVICES INC ALEXANDER AVE
WAD010187896
WAD009250366
WAD009488131
WAH000023868
WAD009270794
WA2170023418
WAD027514579
WAD092899574
WAR000008979
WAD041337130
WAD061670766
WAD058367152
WAD988493433
WAH000025479
WAD988482592
WAD000712430
WAD009262171
WAD009276197
WAD041585464
WA0000097675
WAD009275082
WAD069548154
WAD009249475
WAD009252719
WAD044038073
WAD980982037
WAH000002246
WA5170027291
WAD988466900
WAD027530526
WAD988522603
WAH000006940
WAD980738041
WAH000025778
WAD009242314
WAH000026953
WAH000001628
WAH000000455
WAD004907879
WAD980978951

4 Quantities of Waste Generated in 2005 That Were Reported wI23999 19.1j0 -9.56 TD(GeneratedC One)Tj144 9.03999 TdA

Waste Has Only Characteristic Codes	Tons of Waste Generated	Waste Has Only Listed Codes	Tons of Waste Generated	Waste Has Both Characteristic And Listed Codes	Tons of Waste Generated
ONLY IGNITABLE	1,103	ONLY AN F CODE	5,076		
ONLY CORROSIVE	1,805	ONLY A K CODE	50,934		
ONLY REACTIVE	97	ONLY A P CODE	2		
ONLY D004-17	26,712	ONLY A U CODE	98		
ONLY D018-43	2,529				
HAS MORE THAN ONE		HAS MORE THAN ONE			
	39,057		920		
TOTAL	71,304	TOTAL	57,029	Both Characteristic and Listed	13,585

5 Quantities of Waste Generated in 2005 That Were Multiply Coded

Waste Has Only Characteristic Codes But More Than One Applies	Tons of Waste Generated	Only Listed Codes But Has More Than One	Tons of Waste Generated	Both Characteristic And Listed Codes	Tons of Waste Generated
HAS IGNITABLE CODE	34,446			IGN. W/ AT LEAST 1 LSTD	2,390
HAS CORROSIVE CODE	29,827			CORR. W/ AT LEAST 1 LSTD	328
HAS REACTIVE CODE	22,557			REACT. W/ AT LEAST 1 LSTD	151
HAS D004-D017 CODE	38,558			D004-17 W/ AT LEAST 1 LSTD	7,645
HAS D018-D043 CODE	2,734			D018-43 W/ AT LEAST 1 LSTD	7,424
		HAS AN F CODE	58	F WASTE W/ AT LEAST 1 CHAR	12,966
		HAS A K CODE	28	K WASTE W/ AT LEAST 1 CHAR	875
		HAS A P CODE	861	P WASTE W/ AT LEAST 1 CHAR	31
		HAS A U CODE	892	U WASTE W/ AT LEAST 1 CHAR	137
TOTAL	39,057	TOTAL	920	TOTAL	13,585

WA7890008967 US DEPT OF ENERGY HANFORD FACILITY
 WAD991281767 BURLINGTON ENVIRONMENTAL INC KENT
 WAD020257945 BURLINGTON ENVIRONMENTAL INC TACOMA
 WAD981769110 EMERALD SERVICES INC ALEXANDER AVE
 WAD092899574 NOVEON KALAMA INC
 WAR000008979 GOODRICH CORPORATION HANGARS 1 & 3
 WAD058367152 EMERALD RECYCLING
 WA2170023418 US NAVY PSNS & IMF
 WA0000097675 METAL TECH
 WAD041337130 BOEING COMPANY AUBURN
 WAD044038073 UNIVERSAL MFG CORP
 WAD009488131 INTALCO ALUMINUM CORP FERNDALE
 WA5170027291 NAVAL BASE KITSAP AT BANGOR
 WAD981763667 RAINIER BALLISTICS
 WAD006233332 COLUMBIA PAINT & COATINGS
 WAD089343354 CIRCUIT SERVICES WORLD WIDE LLC
 WAD156908741 METAL FINISHING INC
 WAH000006213 PM TESTING LAB INC PACIFIC HWY
 WAD079262028 SEVERN TRENT LABORATORIES
 WAH000016352 ACCRA FAB INC APPLEWAY DR
 WAD041920554 ASKO PROCESSING INC
 WAD098553381 MULTI MANUFACTURING INC
 WAD980976906 HALLMARK REFINING CORP
 WAH000015412 FATIGUE TECHNOLOGY INC
 WAD041585464 BOEING EVERETT
 WAD067549196 JCI JONES CHEMICALS INC
 WAH000011874 NORTH CREEK ANALYTICAL INC N CREEK PKWY
 WA1170023419 US NAVY KEYPORT OU1
 WAD009286881 ACE GALVANIZING INC 96TH
 WAH000001628 GENIE INDUSTRIES SCISSORS DIV
 WAD980509947 COLOR TECH
 WAD000064642 HONEYWELL ELECTRONIC LABORATORIES
 WAD027446608
 WAR000012427
 WAD988472452
 WAD980738652
 WAD980738439
 WAD059315069
 WAH000015602
 WAD980835409
 WAD082631722
 WAD041485301
 WAH000023371
 WAD002838068
 WAD982657694
 WAD980979835
 WAD980835771
 WAD030779623
 WAH000002048
 WAD093687622

AQUEOUS INORGANIC TREATMENT
AQUEOUS ORGANIC TREATMENT
ENERGY RECOVERY
FUEL BLENDING
INCINERATION
LANDFILL/SURFACE IMPOUNDMENT
METALS RECOVERY
OTHER DISPOSAL
OTHER RECOVERY
OTHER TREATMENT
SLUDGE TREATMENT
SOLVENTS RECOVERY

	EPA ID	Site Name	City	Quantity Shipped (Tons)
1	WAD991281767	BURLINGTON ENVIRONMENTAL INC KENT	KENT	17,408
2	WAD057068561	CHINOOK VENTURES INC.	LONGVIEW	12,886
3	WAD000065508	CDC MEAD LLC	MEAD	12,539
4	WAD988487583	NUCOR STEEL SEATTLE INC	SEATTLE	11,467
5	WAD020257945	BURLINGTON ENVIRONMENTAL INC TACOMA	TACOMA	9,359
6	WAD001882984	TACOMA PORT FORMER KAISER PROPERTY AREA	TACOMA	9,235
7	WAH000026218	JOSEPH SIMON & SONS INC	KENT	7,249
8	WAH000026480	SNOHOMISH COUNTY PUBLIC WORKS VACANT	WOODINVILLE	3,412
9	WAD981769110	EMERALD SERVICES INC ALEXANDER AVE	TACOMA	3,158
10	WAD010187896	ASARCO LLC	TACOMA	2,646
11	WAD009250366	CONOCOPHILLIPS CO FERNDALE REFINERY	FERNDALE	2,445
12	WAH000023868	SOUND TRANSIT CENTRAL LINK	SEATTLE	2,162
13	WAD009488131	INTALCO ALUMINUM CORP FERNDALE	FERNDALE	1,963
14	WAD009270794	ALCOA INC WENATCHEE WORKS	MALAGA	1,724
15	WAD027514579	PACIFIC HIDE & FUR DEPOT INC	SPOKANE	1,627
16	WAD067548966	UNIVAR USA INC KENT	KENT	1,544
17	WAD041337130	BOEING COMPANY AUBURN	AUBURN	1,142
18	WAD061670766	BOEING A&M SPACE CENTER	KENT	1,052
19	WA2170023418	US NAVY PSNS & IMF	BREMERTON	969
20	WAD988493433	ALLEY 24 WEST LLC	SEATTLE	871
21	WAH000025479	PARTNERS MORTGAGE CORP INVESTMENT TRUST	SEATTLE	834
22	WAD988482592	BOEING COMPANY FREDERICKSON	PUYALLUP	815
23	WAD000712430	WILBUR ELLIS CO GRANDVIEW	GRANDVIEW	682
24	WAD009262171	BOEING RENTON	RENTON	653
25	WAD009276197	SHELL OPUS PUGET SOUND REFINERY	ANACORTES	572
	WAD041585464	BOEING EVERETT	EVERETT	533
	WAD009275082	TESORO REFINING & MARKETING COMPANY	ANACORTES	451
	WA7890008967	US DEPT OF ENERGY HANFORD FACILITY	RICHLAND	447
	WAD069548154	BP CHERRY POINT REFINERY	BLAINE	376
	WAD009249475	BROOKS MANUFACTURING CO	BELLINGHAM	346
	WAD009252719	US OIL & REFINING CO	TACOMA	325
	WAD980982037	BOEING NORTH BOEING FIELD	SEATTLE	306
	WAH000002246	WAFER TECH LLC	CAMAS	305
	WAD988466900	HYTEK FINISHES CO KENT	KENT	292
	WAD027530526	BAY ZINC CO INC	MOXEE CITY	229
	WAD988522603	TORAY COMPOSITES AMERICA	TACOMA	213
	WAD058367152	EMERALD RECYCLING	SEATTLE	201
	WAD980738041	GENIE INDUSTRIES	REDMOND	197
	WAH000025778	TACOMA CITY PUYALLUP RIVER SIDE CHANNEL	TACOMA	182
	WAD009242314	PIONEER AMERICAS LLC	TACOMA	182
	WAH000026953	SEATTLE PACIFIC UNIVERSITY COUPEVILLE	COUPEVILLE	175
	WAH000000455	STEELSCAPE INC	KALAMA	174
	WA5170027291	NAVAL BASE KITSAP AT BANGOR	SILVERDALE	173
	WAR000008979	GOODRICH CORPORATION HANGARS 1 & 3	EVERETT	167
	WAD004907879	ALADDIN PLATING CO INC	TACOMA	162
	WAD980978951	TTM TECHNOLOGIES REDMOND DIVISION	REDMOND	159
	WAH000001628	GENIE INDUSTRIES SCISSORS DIV	REDMOND	157
	WAD988517934	KENWORTH TRUCK CO RENTON	RENTON	149
	WAD000602813	JORGENSEN FORGE CORP	SEATTLE	145
	WAD092899574	NOVEON KALAMA INC	KALAMA	132

Total

114,595

WASHINGTON

2005 WASTE RECEIPTS

18 Number of RCRA Hazardous Waste Receivers: 10

19 Quantity of RCRA Hazardous Waste Received: 33,251 Tons

20 Fifty Largest RCRA Hazardous Waste Receivers in the State, 2005

Rank	EPA ID	Site Name	City	Quantity Received (Tons)
1	WAD991281767	BURLINGTON ENVIRONMENTAL INC KENT	KENT	17,325
2	WAD020257945	BURLINGTON ENVIRONMENTAL INC TACOMA	TACOMA	10,824
3	WAD981769110	EMERALD SERVICES INC ALEXANDER AVE	TACOMA	3,007
4	WAD067548966	UNIVAR USA INC KENT	KENT	1,530
5	WAD041337130	BOEING COMPANY AUBURN	AUBURN	316
6	WA7890008967	US DEPT OF ENERGY HANFORD FACILITY	RICHLAND	201
7	WAD980976906	HALLMARK REFINING CORP	MOUNT VERNON	42
8	WA1170023419	US NAVY KEYPORT OU1	KEYPORT	4
9	WA1891406349	US DOE BPA ROSS COMPLEX	VANCOUVER	2
10	WAH000012443	ECOLIGHTS NORTHWEST LLC	SEATTLE	1
Total				33,251

Note: Column may not sum to total due to rounding.
 State may have fewer than fifty facilities that received waste.

WASHINGTON

2005 WASTE RECEIPTS, CONTINUED

AQUEOUS INORGANIC TREATMENT
AQUEOUS ORGANIC TREATMENT
ENERGY RECOVERY
FUEL BLENDING
INCINERATION
LANDFILL/SURFACE IMPOUNDMENT
METALS RECOVERY
OTHER DISPOSAL
OTHER RECOVERY
OTHER TREATMENT
SOLVENTS RECOVERY
STABILIZATION

WASHINGTON

2005 INTERSTATE SHIPMENTS AND RECEIPTS

24 Quantity of RCRA Hazardous Waste Interstate Shipments: 89,702 Tons

25 Quantity of RCRA Hazardous Waste Interstate Receipts: 9,854 Tons

26 Washington Interstate Shipment / Receipts (As reported by Washington):

The State to which Washington shipped the largest quantity of waste was Oregon (61,708 tons).

The State that shipped the largest quantity of waste to Washington was Oregon (6,138 tons).

EPA ID	Site Name	City
WVD004325353	G.E. SILICONES, LLC	FRIENDLY
WVD005005509	BAYER CROPSCIENCE LP	INSTITUTE
WVD004341491	CYTEC INDUSTRIES INC.- WILLOW ISLAND	WILLOW ISLAND
WVD000068908	ISG WEIRTON, INC. (MITTAL STEEL USA)	WEIRTON
WVD056866312	BAYER MATERIALSCIENCE	NATRIUM
WVD072667801	SWVA, INC.	HUNTINGTON
WVD076826015	HUNTINGTON ALLOYS CORPORATION	HUNTINGTON
WVD005012851	E. I. DU PONT DE NEMOURS AND COMPANY	BELLE
WVD005005483	UNION CARBIDE CORPORATION	SOUTH CHARLESTON
WV0000352583	BAYER MATERIALSCIENCE LLC	SOUTH CHARLESTON
WVD980537872	MARATHON PETROLEUM COMPANY LLC	KENOVA
WVD045875291	E. I. DU PONT DE NEMOURS AND COMPANY	WASHINGTON
WVR000010058	ERGON WEST VIRGINIA, INC	NEWELL
WVD060692126	PTC ALLIANCE - JANE LEW PLANT	JANE LEW
WVD000510859	WHEELING - NISSHIN	FOLLANSBEE
WVD004336749	KOPPERS, INCORPORATED	FOLLANSBEE
WVD981738909	AMERICAN WOOLMARK CORPORATION	MOOREFIELD
WVD981730757	AC & S, INC.	NITRO
WVR000001446	SAFETY-KLEEN SYSTEMS INC	POCA
WVD003062643	KIDDE FIRE FIGHTING	RANSON
WVP000002365	KANAWHA CITY BURGER KING	CHARLESTON
WVR000008003	ROLL COATER, INC.	WEIRTON
WVD004336343	PPG INDUSTRIES, INC.	NEW MARTINSVILLE
WVR000500074	ECOLAB, INC.	MARTINSBURG
WVD056795842	GOODRICH CORPORATION, DSSD	UNION
WVR000506782	AMERICAN WOODMARK SOUTH BRANCH PLANT	MOOREFIELD
WVD041517830	UNITED STATES CAN COMPANY	WIERTON
WVD980552384	CROMPTON MFG CO INC - NORTH PLT	MORGANTOWN
WVD061776977	CROMPTON MFG CO INC - SOUTH PLT	MORGANTOWN
WVD988783239	EQUITRANS - COPLEY RUN STATION	WESTON
WVD080722648	W & G ELECTROPLATING	BOOTSVILLE
WVD005010277	MILLER SPRINGS REMEDIATION MANAGEMENT	BELLE
WVD009708702	SUPRESTA U.S. LLC	GALLIPOLIS FERRY
WVD060682291	UNION CARBIDE CORPORATION	SOUTH CHARLESTON
WVD061769592	CROWN CLOSURES	WEIRTON
WVD981034101	SAFETY-KLEEN SYSTEMS INC	WHEELING
WVR000007807	QUAD/GRAPHICS, INC.	MARTINSBURG
WVD988783247	EQUITRANS - WEST UNION STATION	WEST UNION
WVD000797720	WHEELING-PITTSBURGH STEEL CORPORATION	BEECH BOTTOM
WVD988774626	BENS RUN RECYCLING	FRIENDLY
WV0170023691	ATK TACTICAL SYSTEMS COMPANY LLC	ROCKET CENTER
WVD088911854	GENERAL ELECTRIC COMPANY	WASHINGTON
WVD988786455	DTC SERVICES INC.	NEWELL
WVD982575888	V & S PILOT GALVANIZING LLC	POCA
WVD988768198	BALL METAL FOOD CONTAINER CORP	WEIRTON
WVD000650903	IMPRESS USA, INC.	WEIRTON
WVD003095536	CREO MANUFACTURING AMERICA LLC	MIDDLEWAY
WVD059295998	MYLAN PHARMACEUTICALS INC.	MORGANTOWN
WVD052574753	COYNE TEXTILE SERVICES	HUNTINGTON
WVD988776852	BOMBARDIER SERVICES CORPORATION	BRIDGEPORT

3,280

WEST VIRGINIA

2005 WASTE MANAGEMENT

8 Number of RCRA Facilities Contributing to the Hazardous Waste Managed: 13

9 Quantity of RCRA Hazardous Waste Managed: 36,803 Tons

10 Fifty Largest RCRA Hazardous Waste Management Facilities in the State, 2005

Rank	EPA ID	Site Name	City	Tons of Waste Managed
1	WVD005005509	BAYER CROPSCIENCE LP	INSTITUTE	14,353
2	WVD004325353	G.E. SILICONES, LLC	FRIENDLY	14,081
3	WVD056866312	BAYER MATERIALSCIENCE	NATRIUM	5,419
4	WVD076826015	HUNTINGTON ALLOYS CORPORATION	HUNTINGTON	2,204
5	WVD080722648	W & G ELECTROPLATING	BOOTSVILLE	247
6	WVD980552384	CROMPTON MFG CO INC - NORTH PLT	MORGANTOWN	240
7	WVD005005483	UNION CARBIDE CORPORATION	SOUTH CHARLESTON	132
8	WV0170023691	ATK TACTICAL SYSTEMS COMPANY LLC	ROCKET CENTER	49
9	WVD004336343	PPG INDUSTRIES, INC.	NEW MARTINSVILLE	39
10	WVD061776977	CROMPTON MFG CO INC - SOUTH PLT	MORGANTOWN	24
11	WVD005012851	E. I. DU PONT DE NEMOURS AND COMPANY	BELLE	8
12	WVD981107600	AMERICAN ENVIRONMENTAL SERVICES, INC.	MORGANTOWN	5
13	WVD045875291	E. I. DU PONT DE NEMOURS AND COMPANY	WASHINGTON	0
Total				36,803

Note: Column may not sum to total due to rounding.

State may have fewer than fifty RCRA facilities. A count of the facilities in the State, 2005.

WEST VIRGINIA

2005 WASTE MANAGEMENT, CONTINUED

11 Quantity of RCRA Hazardous Waste Managed by Management Method, 2005

Management Method	Quantity Managed (tons)	Percentage of Quantity	Number of Facilities	Percentage of Facilities
AQUEOUS INORGANIC TREATMENT	372	1.0	3	23.1
AQUEOUS ORGANIC TREATMENT	653	1.8	3	23.1
ENERGY RECOVERY	13,957	37.9	4	30.8
INCINERATION	4,952	13.5	1	7.7
LAND TREATMENT/APPLICATION/FARMING	5	0.0	1	7.7
LANDFILL/SURFACE IMPOUNDMENT	12,371	33.6	2	15.4
METALS RECOVERY	2,204	6.0	1	7.7
OTHER DISPOSAL	1,975	5.4	1	7.7
OTHER TREATMENT	304	0.8	3	23.1
SOLVENTS RECOVERY	9	0.0	1	7.7
	36,803	100.0	13	

12 Management Method by Quantity of RCRA Hazardous Waste Managed, 2005

Management Method	Quantity Managed (tons)	Percentage of Quantity	Number of Facilities	Percentage of Facilities
ENERGY RECOVERY	13,957	37.9	4	30.8
LANDFILL/SURFACE IMPOUNDMENT	12,371	33.6	2	15.4
INCINERATION	4,952	13.5	1	7.7
METALS RECOVERY	2,204	6.0	1	7.7
OTHER DISPOSAL	1,975	5.4	1	7.7
AQUEOUS ORGANIC TREATMENT	653	1.8	3	23.1
AQUEOUS INORGANIC TREATMENT	372	1.0	3	23.1
OTHER TREATMENT	304	0.8	3	23.1
SOLVENTS RECOVERY	9	0.0	1	7.7
LAND TREATMENT/APPLICATION/FARMING	5	0.0	1	7.7
	36,803	100.0	13	

13 Management Method and Quantity of RCRA Hazardous Waste Managed by Number of Facilities, 2005

Management Method	Quantity Managed (tons)	Percentage of Quantity	Number of Facilities	Percentage of Facilities
ENERGY RECOVERY	13,957	37.9	4	30.8
AQUEOUS INORGANIC TREATMENT	372	1.0	3	23.1
AQUEOUS ORGANIC TREATMENT	653	1.8	3	23.1
OTHER TREATMENT	304	0.8	3	23.1
LANDFILL/SURFACE IMPOUNDMENT	12,371	33.6	2	15.4
INCINERATION	4,952	13.5	1	7.7
LAND TREATMENT/APPLICATION/FARMING	5	0.0	1	7.7
METALS RECOVERY	2,204	6.0	1	7.7
SOLVENTS RECOVERY	9	0.0	1	7.7
OTHER DISPOSAL	1,975	5.4	1	7.7
	36,803	100.0	13	

Note: Columns may not sum to total due to rounding.
 Number of Facilities column may not sum to total because facilities may have multiple handling methods.
 Facilities reporting storage only and their quantity managed are excluded.

14 Top Ten Wastes Managed*: D001, D002, F005, D003, D018, F003, D007, F039, F001, F002

*Based on the Federal hazardous waste codes most frequently reported, not the quantity managed.

EPA ID	Site Name	
WVD981107600	AMERICAN ENVIRONMENTAL SERVICES, INC.	MORGANTOWN
WVD056866312	BAYER MATERIALSCIENCE	NATRIUM
WVD980537872	MARATHON PETROLEUM COMPANY LLC	KENOVA
WVD076826015	HUNTINGTON ALLOYS CORPORATION	HUNTINGTON
WVD981034101	SAFETY-KLEEN SYSTEMS INC	WHEELING
WVD045875291	E. I. DU PONT DE NEMOURS AND COMPANY	

11,822

WEST VIRGINIA

2005 WASTE RECEIPTS, CONTINUED

3.6	Quantity Managed Management Method	Quantity Managed (tons)	Percentage of Quantity	Number of Facilities	Percentage of Facilities
	AQUEOUS ORGANIC TREATMENT	0	0.0	1	16.7
	ENERGY RECOVERY	4,374	37.0	1	16.7
	LAND TREATMENT/APPLICATION/FARMING	5	0.0	1	16.7
	METALS RECOVERY	431	3.6	1	16.7
	STORAGE AND/OR TRANSFER	7,012	59.3	3	50.0

STORAGE AND/OR TRANSFER 0 -7.7.64 reFER
 ENERGY RECOVERY (STORAGE AND/OR TRANSFER)Tj /T1_0 8 Tf 0 44.04001 TD3982 625.6(4,374)Tj ET Q q 348.35999 599.83997 56..90995996 W n BT /TT0 7 Tf 3 44.04
 METALS RECOVERY
 STORAGE AND/OR TRANSFER

WEST VIRGINIA

2005 INTERSTATE SHIPMENTS AND RECEIPTS

24 Quantity of RCRA Hazardous Waste Interstate Shipments: 46,073 Tons

25 Quantity of RCRA Hazardous Waste Interstate Receipts: 10,084 Tons

26 West Virginia Interstate Shipment / Receipts (As reported by West Virginia):

The State to which West Virginia shipped the largest quantity of waste was Ohio (18,799 tons).

The State that shipped the largest quantity of waste to West Virginia was Texas (4,374 tons).

EPA ID	Site Name	Location
WID003967148	VEOLIA ES TECHNICAL SOLUTIONS LLC	MENOMONEE FALLS
WID028877074	CHARTER STEEL	SAUKVILLE
WID076151364	SCIENTIFIC PROTEIN LABS	WAUNAKEE
WID000808824	HYDRITE CHEMICAL CO	COTTAGE GROVE
WID980898266	SPECIALTY CHEM PRODUCTS CORP	MARINETTE
WID059972935	PPG INDUSTRIES INC	OAK CREEK
WID006091425	SC JOHNSON & SON INC (WAXDALE)	STURTEVANT
WID980570550	FEDERAL MOGUL PISTON RING INC	MANITOWOC
WID000713461	ALDRICH CHEMICAL CO	SHEBOYGAN FALLS
WIR000046276	SC JOHNSON & SON WAXDALE POLYMER	STURTEVANT
WID980615439	COOK COMPOSITES & POLYMERS CO	SAUKVILLE
WID046536231	ERCO WORLDWIDE (USA) INC - PORT EDWARDS	PORT EDWARDS TN
WIR000110338	SCJ PRODUCT RETAIL / GOODWILL INDUSTRIES	RACINE
WID006073225	KOHLER CO	KOHLER
WID988575452	RUST-OLEUM CORP	PLEASANT PRAIRIE
WID006194336	MURPHY OIL USA	SUPERIOR
WID059980045	GM NAO JANESVILLE TRUCK PLATFORM	JANESVILLE
WID006091227	IN-SINK-ERATOR DIV EMERSON ELECTRIC CO	RACINE
WIT560011595	BEMIS FILMS (CURWOOD INC)	OSHKOSH
WID988573556	TTM TECHNOLOGIES INC	CHIPPEWA FALLS
WID023394158	HENTZEN COATINGS INC	MILWAUKEE
WID006425888	JAGEMANN PLATING CO INC	MANITOWOC
WID060446499	AMERICAN PACKAGING CORP	COLUMBUS
WID000711077	PHO-TRONICS INC	MILWAUKEE
WID006096192	ACME GALVANIZING INC	MILWAUKEE
WID990829475	WRR ENVIRONMENTAL SERVICES CO INC	EAU CLAIRE
WID000808964	3M CO PRAIRIE DU CHIEN BLDG 50	PRAIRIE DU CHIEN
WID006103766	SHEBOYGAN PAINT CO	SHEBOYGAN
WID006119978	PECHINEY PLASTIC PACKAGING INC - RIVER	MENASHA
WID006179493	KOPPERS INC	SUPERIOR
WID052763539	TRIANGLE PLAZA LLC	BROOKFIELD
WID981527013	RAABE CO LLC	MENOMONEE FALLS
WID980826176	APOGEE WAUSAU GROUP INC LINETEC DIV	WAUSAU
WID002987865	TOMAH PRODUCTS INC	MILTON
WID006144737	CURWOOD INC (NEW LONDON)	NEW LONDON
WID058735457	SOUTHWEST METAL FINISHING	NEW BERLIN
WID980570055	PLYMOUTH TUBE CO - EAST TROY	EAST TROY
WIR000000356	MERCURY WASTE SOLUTIONS INC	UNION GROVE
WID091781625	BANNER PACKAGING INC	OSHKOSH
WIR000107037	PERMACEL	PLEASANT PRAIRIE
WID006125215	TYCO SAFETY PRODUCTS - ANSUL STANTON ST	
WID988566543	VEOLIA ES TECHNICAL SOLUTIONS LLC	
WID982204968	MILWAUKEE VALVE CO INC	
WIR000121202		
WID046535654	CURWOOD INC (APPLETON)	
WID006130405	CARBOLINE CO	
WID096828744	RHINELANDER PAPER CO INC	
WIR000118190	CAMBRIDGE MAJOR LABORATORIES INC	
WID001780139	HARLEY DAVIDSON MOTOR CO TOMAHAWK	
WID049533383	EXOPACK LLC	

WID003967148 VEOLIA ES TECHNICAL SOLUTIONS LLC
WID990829475 WRR ENVIRONMENTAL SERWE09999 585.23999 T.94998 Td (WID980826176)Tj ET Q q 105.64 24ANT.949T* (S
WID076151364
WID000808824
WID023350192
WID980898266
WID006091425
WID988580056
WID046536231
WIR000000356
WID988566543
WID006179493
WIT560011595
WID006119978
WID053091005
WIR000112102
WID091781625
WID046535654
WIR000121202
WID988593265
WID980997167
WID006120919
WID981527013
WIR000108266
WIR000001552
WIR000046359
WID006112478
WID006441596
WID003982709
WID006126999
WID006085401
WID060446499
WID980826176
WID981195019
WID006156400
WID052907995
WID006119986
WID006183826
WID988592242
WID006135388
WIR000115097
WID044393114
WID006549661
WID087253175
WID981088743
WID048030951
WID000809079
WID981092265
WI0000934174
WID059982066

EPA ID	Site Name	City	Quantity Received
WID003967148	VEOLIA ES TECHNICAL SOLUTIONS LLC	MENOMONEE FALLS	21,244
WID990829475	WRR ENVIRONMENTAL SERVICES CO INC	EAU CLAIRE	15,917
WID023350192	BRENNTAG GREAT LAKES LLC	MENOMONEE FALLS	4,955
WID988580056	BADGER DISPOSAL OF WI INC	MILWAUKEE	4,503
WID000808824	HYDRITE CHEMICAL CO	COTTAGE GROVE	3,752
WID006091425	SC JOHNSON & SON INC (WAXDALE)	STURTEVANT	1,107
WIR000000356	MERCURY WASTE SOLUTIONS INC	UNION GROVE	1,003
WID988566543	VEOLIA ES TECHNICAL SOLUTIONS LLC	PORT WASHINGTON	353
WID981097769	SAFETY-KLEEN SYSTEMS INC WAUKESHA	WAUKESHA	343
WID981187297	SAFETY-KLEEN SYSTEMS INC	KAUKAUNA	174
WID980896633	SAFETY-KLEEN SYSTEMS INC - MADISON	MADISON	151
WIR000108266	DANE CNTY CLNSWP	MADISON	103
WID980896641	SAFETY-KLEEN SYSTEMS INC LA CROSSE	LA CROSSE	88
WID040784936	UNIVAR USA INC	WEST ALLIS	32
WID044393114	U S FILTER/ZIMPRO INC	ROTHSCHILD	19
WI0000934174	AURA II INC	MILWAUKEE	8
			53,752

WISCONSIN

2005 WASTE RECEIPTS, CONTINUED

Management Method	Quantity Managed (tons)	Percentage of Quantity	Number of Facilities	Percentage of Facilities
AQUEOUS INORGANIC TREATMENT	34	0.1	5	31.3
AQUEOUS ORGANIC TREATMENT	27	0.1	2	12.5
ENERGY RECOVERY	8	0.0	2	12.5
FUEL BLENDING	6,267	11.7	5	31.3
INCINERATION	195	0.4	4	25.0
LANDFILL/SURFACE IMPOUNDMENT	2	0.0	1	6.3
METALS RECOVERY	2,262	4.2	6	37.5
OTHER DISPOSAL	211	0.4	2	12.5
OTHER RECOVERY	128	0.2	2	12.5
OTHER TREATMENT	4,997	9.3	4	25.0
SLUDGE TREATMENT	33	0.1	1	6.3
SOLVENTS RECOVERY	14,495	27.0	3	18.8
STABILIZATION	9,776	18.2	1	6.3
STORAGE AND/OR TRANSFER	15,317	28.5	13	81.3

4,99f

STORAGE AND/OR TRANSFER	15,317
SOLVENTS RECOVERY	14,495
STABILIZATION	9,776
FUEL BLENDING	6,267
OTHER TREATMENT	4,997
METALS RECOVERY	2,262
OTHER DISPOSAL	211
INCINERATION	195
OTHER RECOVERY	128
AQUEOUS INORGANIC TREATMENT	34
SLUDGE TREATMENT	33
AQUEOUS ORGANIC TREATMENT	
ENERGY RECOVERY	
LANDFILL/SURFACE IMPOUNDMENT	

WISCONSIN

2005 INTERSTATE SHIPMENTS AND RECEIPTS

24 Quantity of RCRA Hazardous Waste Interstate Shipments: 92,805 Tons

25 Quantity of RCRA Hazardous Waste Interstate Receipts: 31,868 Tons

26 Wisconsin Interstate Shipment / Receipts (As reported by Wisconsin):

3 Fifty Largest RCRA Hazardous Waste Generators in the State, BTn59SeW nIT/Tu. 0iEN 580.32001 22.A32001 22.A

Rank	EPA ID	Site Name	City	Total Generated (Tons)
1	WYD051843613	FRONTIER REFINING	CHEYENNE	1,924
2	WYD079959185	SINCLAIR OIL CORPORATION	SINCLAIR	632
3	WYD043705102	WYOMING REFINING COMPANY	NEWCASTLE	242
4	WYD009077496	FMC CORPORATION	GREEN RIVER	82
5	WYD056567803	CONOCOPHILLIPS PIPE LINE CASPER STATION	EVANSVILLE	45
6	WYT000010132	CIG RAWLINS NGL PLANT & COMP STATION	SINCLAIR	43
7	WYD061112470	UPRR LARAMIE WY TIMBER TREATING PLANT	LARAMIE	25
8	WYR000203448	QUALITY CARRIERS, INC.	GREEN RIVER	16
9	WYD048743009	SINCLAIR CASPER REFINING COMPANY	CASPER	16
10	WYT000644245	SCHLUMBERGER TECHNOLOGY CORPORATION	ROCK SPRINGS	11
11	WYR000202242	MUDDY CREEK COMPRESSOR STATION	KEMMERER	9
12	WY5571924179	F E WARREN AFB	F E. WARREN AFB	9
13	WYD000712687	NALCO ENERGY SERVICES, L.P.	EVANSVILLE	7
14	WYR000201962	LOST CABIN COMPRESSOR STATION	LOST CABIN	5
15	WYD988869269	SILVER EAGLE REFINING-EVANSTON WY	EVANSTON	3
Total				3,067

Note:

WYOMING

2005 WASTE MANAGEMENT

8 Number of RCRA Facilities Contributing to the Hazardous Waste Managed: 2

9 Quantity of RCRA Hazardous Waste Managed: 206,910 Tons

10 Fifty Largest RCRA Hazardous Waste Management Facilities in the State, 2005

Rank	EPA ID	Site Name	City	Tons of Waste Managed
1	WYD061112470	UPRR LARAMIE WY TIMBER TREATING PLANT	LARAMIE	206,155
2	WYD051843613	FRONTIER REFINING	CHEYENNE	755
Total				206,910

Note: Column may not sum to total due to rounding.
 State may have fewer than fifty RCRA facilities contributing to the hazardous waste managed.
 Facilities reporting storage only and their quantity managed are excluded.

Management Method

AQUEOUS ORGANIC TREATMENT
OTHER TREATMENT

206,155

EPA ID	Site Name	City	
WYD051843613	FRONTIER REFINING	CHEYENNE	1,169
WYD079959185	SINCLAIR OIL CORPORATION	SINCLAIR	632
WYD043705102	WYOMING REFINING COMPANY	NEWCASTLE	242
WYD009077496	FMC CORPORATION	GREEN RIVER	81
WYD056567803	CONOCOPHILLIPS PIPE LINE CASPER STATION	EVANSVILLE	45
WYT000010132	CIG RAWLINS NGL PLANT & COMP STATION	SINCLAIR	43
WYD061112470	UPRR LARAMIE WY TIMBER TREATING PLANT	LARAMIE	25
WYR000203448	QUALITY CARRIERS, INC.	GREEN RIVER	16
WYD048743009	SINCLAIR CASPER REFINING COMPANY	CASPER	16
WYT000644245	SCHLUMBERGER TECHNOLOGY CORPORATION	ROCK SPRINGS	11
WY5571924179	F E WARREN AFB	F E. WARREN AFB	10
WYR000202242	MUDDY CREEK COMPRESSOR STATION	KEMMERER	
WYD000712687	NALCO ENERGY SERVICES, L.P.	EVANSVILLE	10
WYR000201962	LOST CABIN COMPRESSOR STATION	LOST CABIN	
WYD988869269	SILVER EAGLE REFINING-EVANSTON WY	EVANSTON	
			2,313

WYOMING

2005 WASTE RECEIPTS

Tables 18, 19, and 20 have been omitted from this report because there were no facilities in the State of Wyoming that reported receiving RCRA hazardous waste in 2005.

WYOMING

2005 WASTE RECEIPTS, CONTINUED

Tables 21, 22, and 23 have been omitted from this report because there were no facilities in the State of Wyoming that reported receiving RCRA hazardous waste in 2005.

WYOMING

2005 INTERSTATE SHIPMENTS AND RECEIPTS

24 Quantity of RCRA Hazardous Waste Interstate Shipments: 2,313 Tons

25 Quantity of RCRA Hazardous Waste Interstate Receipts: 0 Tons

26 Wyoming Interstate Shipment / Receipts (As reported by Wyoming):



.....
.....
.....
.....
.....
.....

National Biennial RCRA Hazardous Waste Report: Based on 2005 Data

.....178

.....181

.....193

.....194

.....213

.....221

.....222

.....240

.....243

.....247

.....260

.....262

.....264

.....269

.....270

.....277

.....293

.....294

.....296

.....298

.....299

.....304

.....312

.....314

.....323

INTRODUCTION

The United States Environmental Protection Agency (EPA), in partnership with the States¹, biennially collects information regarding the generation, management, and final disposition of hazardous wastes

¹The term "State" includes the District of Columbia, Puerto Rico, Guam, the Navajo Nation, the Trust Territories, and the Virgin Islands, in addition to the 50 United States.

RCRA HAZARDOUS WASTE SHIPMENTS AND RECEIPTS

RCRA hazardous waste shipment information is obtained from data reported by both RCRA LQGs and facilities that treated, stored, or disposed of RCRA hazardous wastes on site during 2005. RCRA hazardous waste shipment information is reported by RCRA LQGs and facilities that treated, stored, or disposed of RCRA hazardous wastes on site during 2005. RCRA hazardous waste shipment information is reported by RCRA LQGs and facilities that treated, stored, or disposed of RCRA hazardous wastes on site during 2005.

National Biennial RCRA Hazardous Waste Report: Based on 2005 Data

ALABAMA

REPORTED RCRA SITES

EPA ID	Site Name	Location City	RCRA Tons Managed	
ALD004023164	3M COMPANY	DECATUR	2,231	0
ALD004019691	3M GUIN	GUIN	464	0
ALD982108748	AC, INC.	HUNTSVILLE	4	0
ALD982097669	ACME PAKAGING	LEEDS	3	0
ALR000007237	ACTION RESOURCES INC	HANCEVILLE	24	0
ALR000026872	AEROSPACE COATINGS INTERNATIONAL	OXFORD	72	0
ALD004011342	AKZO NOBEL COATINGS INC	BIRMINGHAM	124	0
ALD008161176	AKZO NOBEL FUNCTIONAL CHEMICALS LLC	AXIS	62	0
ALD049150030	ALABAMA INTER-FOREST CORP	EUFAULA	22	0
ALR000036707	ALAGASCO COOSADA LNG OPERATIONS	COOSADA	18	0
ALR000029470	ALDOT CENTRAL COMPLEX	MONTGOMERY	1	0
ALD094476793	ALLWORTH INC	BIRMINGHAM	1,044	16,669
ALD004001731	ALTEC INDUSTRIES INC	BIRMINGHAM	24	0
ALD003397569	AMERICAN CAST IRON PIPE COMPANY	BIRMINGHAM	787	0
ALD087638755	AMERICAN COLOR GRAPHICS, INC.	SYLACAUGA	5	0
ALR000010538	AMERICAN PRINTING COMPANY	BIRMINGHAM	15	0
ALR000022533	AMERISOURCE BERGEN DRUG COMPANY	PELHAM	10.R.12 TD(0) Tj0.00	-10.04(2)
ALR000014332	AMVAC CHEMICAL COMPANY	AXIS		0
ALD003396983	ANDERSON ELECTRICAL PRODUCTS INC	LEEDS	24	0
AL3210020027	ANNISTON ARMY DEPOT	ANNISTON	530 -10.08 TD(5) Tj0.00	-10.0207 T
ALD000827154	ARKEMA INC.	AXIS		0
ALD046480513	ARROWHEAD COMPOSITES & THERMOPLASTICS	ELMORE		0
ALD061149712	ASHLAND DISTRIBUTION	BIRMINGHAM	10.9952 TD(0) Tj0.00	-10.0101
ALD983179748	ATLANTIC MARINE, INC.	MOBILE	15	0
ALD000826958	AUBURN UNIVERSITY	AUBURN UNIVERSITY		0
ALD983168097	AVANTI POLAR LIPIDS, INC.	ALABASTER	28jTj0.00 -10.08 TD439 28	28
ALD005346432	AXSYS TECHNOLOGIES, PMP	CULLMAN	28jTj0.00 -10.08 TD	92
ALD031490501	BALDWIN POLE & PILING CO., INC.	BAY MINETTE	5R	21,929
ALD982114704	BALDWIN POLE & PILING CO., INC.	BAY MINETTE		0
ALD053360897	BASF CORPORATION	DECATUR		62
ALR000006700	BATES ENTERPRISES INC	CHILDERSBURG		0
ALD000771949	BEAZER EAST INC WOODWARD AL COKE	DOLOMITE		0
ALD041903139	BENCHMARK ELECTRONICS HUNTSVILLE INC	HUNTSVILLE		0
ALD983185828	BENDER SHIPBUILDING & REPAIR CO., INC	MOBILE		0
ALD981472798	BENJAMIN MOORE & COMPANY	PELL CITY		0
ALD983190786	BIOCRYST PHARMACEUTICALS	BIRMINGHAM		0
AL0000099820	BIRMINGHAM ROLL SERVICE DIV CHROME DEPOS	FAIRFIELD		0
ALR000032342	BLASTECH MOBILE, LLC	AXIS		0
ALR000009365	THE BOEING COMPANY - DELTA DECATUR OPER.	DECATUR		0
ALD002985554	BP AMOCO CHEMICAL COMPANY	DECATUR		0
ALR000014266	BREDERO SHAW LLC	THEODORE		0
ALD084956911	BRENT INDUSTRIES INC	BRENT		0
ALD082066192	BROWN WOOD PRESERVING COMPANY, INC	NORTHPORT		0
ALD067127225	BROWN WOOD PRESERVING COMPANY, INC.	KENNEDY		0
AL8640015410	BROWNS FERRY NUCLEAR PLANT	ATHENS		0
ALD063680391	CHEMCRAFT SYSTEMS LLC	CULLMAN		0
ALD000622464	CHEMICAL WASTE MANAGEMENT	EMELLE		60,718
ALD010394021	CHEMTURA USA CORPORATION	BAY MINETTE		0
ALR000001131	CIBA SPECIALITY CHEMICALS	MOBILE		0
ALD001221902	CIBA SPECIALTY CHEMICALS CORPORATION	MCINTOSH		61,483
ALD982098311	CINRAM	HUNTSVILLE		0
ALD981020894	CMAC ENVIRONMENTAL GROUP INC	GLENCOE		0
ALD083741249	COLONIAL PIPELINE - PELHAM JUNCTION	PELHAM		0
ALR000001552	COLORMASTERS, LLC (FACILITY #2)	ALBERTVILLE		0
ALD008175408	CYTEC INDUSTRIES INC	MOBILE		0
ALD983192253	DAIKIN AMERICA, INC.	DECATUR		0
ALD982142960	DANNY ISBELL INC	PELL CITY		0
ALR000014258	DEB CORPORATION	TRUSSVILLE		0

National Biennial RCRA Hazardous Waste Report: Based on 2005 Data

EPA ID	Site Name	
ALD075045575	DEGUSSA	THEODORE
ALD078960234	DELPHI STEERING SYSTEMS	TANNER
ALR000012674	DUNBARTON CORPORATION REDIFRAME DIVISION	DOTHAN
ALD093179315	DUPONT-MOBILE SITE	AXIS
ALR000027383	DURA COAT PRODUCTS INC.	HUNTSVILLE
ALD981860539	DURA-CAST, INC.	ENTERPRISE
ALD981023773	FALKVILLE WOOD TREATING, INC.	FALKVILLE
ALD063679567	FEDERAL-MOGUL SEALING SYSTEMS	ATHENS
ALD982123184	FONTAINE SPECIALIZED, INC.	SPRINGVILLE
ALD046479523	FONTAINE TRAILER COMPANY	HALEYVILLEFALKVILLE
ALR000034124	FORT LURLEEN B WALLACE	DOTHAN
ALD981026677	GE PLASTICS	PAYNMOBILE
ALR000001966	GENERAL DYNAMICS OTS	HUNTSVILLE
ALD070513767	GIANT RESOURCE RECOVERY	THEODORE
ALD981027097	GIANT RESOURCE RECOVERY, STEEL DRUM	AXIS
ALD980843999	GKN WESTLAND AEROSPACE INC.	HUNTSVILLE
ALD067132936	GLOBE MOTORS	HUNTSVILLE
ALD980839112	GOODRICH	
ALD004012050	GRAVES PLATING COMPANY, INC.	
ALD982105892	GULF ATLANTIC OPERATIONS, LLC	
ALD983167925	GULF COAST GALVANIZING	
ALD983179912	GULF SOUTH PIPELINE CO LP MOBILE	
ALD000608216	HAGER COMPANIES - MONTGOMERY	
ALD004029294	HANNA STEEL CORPORATION - FAIRFIELD	
ALD058036054	HEIL ENVIRONMENTAL INDUSTRIES LTD	
ALD981861016	HERITAGE CLEANERS INC	
ALD983187873	THE HON COMPANY	
ALR000016261	HONDA MANUFACTURING OF ALABAMA LLC	
ALD981756968	HONEYWELL ENGINE SYSTEMS & SERVICES	
ALD031499833	HONEYWELL FAIRFIELD TAR PLANT	
ALD004009320	HUNT REFINING COMPANY	
ALR000013177	HUNTSMAN ADVANCED MATERIALS AMERICAS INC	
ALD008185407	HUXFORD POLE & TIMBER CO., INC.	
ALD072099690	HYCO ALABAMA LLC	
ALR000025486	HYUNDAI MOTOR MANUFACTURING ALABAMA, LLC	
ALD983191206	IN2CONNECT, INC.	
ALD004010120	INDURON COATINGS, INC.	
ALD050978329	INDUSTRIAL CHEMICALS INC	
ALR000013490	INDUSTRIAL GALVANIZERS BIRMINGHAM	
ALD983179466	INDUSTRIAL PLATING COMPANY, INC.	
ALR000012252	INEOS PHENOL	
ALR000012815	INSITUFORM TECHNOLOGIES, INC	
ALR000014183	IPSCO STEEL (ALABAMA) INC	
ALR000031773	ISE INNOMOTIVE SYSTEMS US, INC.	
ALD059903641	J & A FINISHING COMPANY, INC.	
ALD002166338	JAY R. SMITH MFG	
ALR000036335	JEFFERSON COUNTY HOUSING AUTHORITY	
ALD981923659	JIM BISHOP CABINETS, INC.	
ALD982097073	JVC DISC AMERICA COMPANY	
ALD982155178	KNAUF INSULATION	
ALD057202558	KOHLER CO	
ALD004009403	KOPPERS INC	
ALD981475304	KW PLASTICS	
ALD982080855	L-3 COMMUNICATIONS VERTEX AEROSPACE	
ALD057213811	LEE BRASS	
AL0000629469	LEGACY CABINETS, LLC	
ALD004019451	LISTERHILL REDUCTION PLANT	
ALD983179870	LOCKHEED MARTIN MISSILES & FIRE CONTROL	



National Biennial RCRA Hazardous Waste Report: Based on 2005 Data

ALD001817295
ALD082053422
ALD000828848
ALD055610158
ALD067123570
ALD006320774
ALD040653636
AL0000077024
ALD983173352
ALD006900526
ALD061137055
ALD983168089
ALD980843940
ALR000032730
ALD095704011
ALD983184250
ALD095688875
ALD008161416
ALD983166653
ALR000012906
ALD004022166
ALD085774875
ALD982167678
ALD982097172
ALD052065117
ALD982095580
AL8640006690
ALD983177015
ALR000038604
ALR000034033
ALD983180373
AL0000266569
ALR000029538
ALD983167891
ALD983174814
ALR000006346
ALD982167108
AL3640090004
AL2640090005
ALD004017869
ALD047158266
ALD067111450
ALD983166042
ALD982109910
ALD004017901
ALD002904506
ALD077647691
ALD063690705
ALD079474037
ALD062464748
AL9210090040
AL6210020776
AL7210020742
ALR000037747
ALD077911915
ALD078964970

National Biennial RCRA Hazardous Waste Report: Based on 2005 Data

ALABAMA

REPORTED RCRA SITES

EPA ID	Site Name	Location City	RCRA Tons Generated	RCRA Tons Managed
ALD983194036	WARD'S CABINETRY, LLC.	CLANTON	25	0
ALD031482037	WELLBORN CABINET, INC.	ASHLAND	122	0
ALD983191198	WELLBORN FOREST PRODUCTS, INC.	ALEXADER CITY	104	0
ALD095687679	WISE ALLOYS LLC - ALLOYS PLANT	MUSCLE SHOALS	48	0
ALD053365169	WISE ALLOYS LLC - SHEFFIELD PLANT	SHEFFIELD	18	0
ALD983174822	YELLOWHAMMER NATURAL GAS PROCESS PLANT	CODEN	8	0

National Biennial RCRA Hazardous Waste Report: Based on 2005 Data

EPA ID	Site Name	
AKR000201632	ADEC CLEANUP 3603 WYOMING DR. ANCHORAGE	ANCHORAGE
AKR000200857	ALASKA GOLD COMPANY	NOME
AKD981767403	ALASKA RAILROAD CORPORATION	ANCHORAGE
AKD981769821	ALASKA SHIP & DRYDOCK	KETCHIKAN
AKD980329643	ALYESKA TAPS PUMP STATION 12	COPPER CENTER
AKD052581758	ALYESKA TAPS VALDEZ MARINE TERMINAL	VALDEZ
AKD981767015	ANCHORAGE MUNICIPALITY PUBLIC TRANS DEPT	ANCHORAGE
AKR000201665	ANTHC DEHE LOWER YARD SHIPPING & RECVNG	ANCHORAGE
AKR000200725	APC RODMAN BAY LOG TRANSFER FACILITY	SITKA
AKD000643239	BP EXPLORATION ALASKA PRUDHOE BAY	PRUDHOE BAY
AKR000201616	CAMP LONELY	BARROW
AKR000004184	EMERALD ALASKA, INC	ANCHORAGE
AKD980987499	FLINT HILLS RESOURCES ANCHORAGE TERMINAL	ANCHORAGE
AKD000850701	FLINT HILLS RESOURCES NORTH POLE REFINER	NORTH POLE
AKR000002352	FORT KNOX MINE	FAIRBANKS
AKR000201574	PAUL MANEY	ANCHORAGE
AKR000004390	PRECISION POWER LLC	ANCHORAGE
AKD000814012	SCHLUMBERGER TECHNOLOGY CORPORATION	PRUDHOE BAY
AKR000003715	SGS ENVIRONMENTAL SERVICES, INC.	ANCHORAGE
AKD983072927	SWALLING CONSTRUCTION CO.	ANCHORAGE
AKD055503825	TESORO ALASKA ANCHORAGE TERMINAL #2	ANCHORAGE
AKD048679682	TESORO ALASKA KENAI REFINERY	
AKD981765902	UNIVAR USA INC.	
AKD048679567	UNIVERSITY OF ALASKA FAIRBANKS	
AKD048671580	UNOCAL SWANSON RIVER OILFIELD	
AK1570028646	USAF EIELSON AFB	
AK8570028649	USAF ELMENDORF AFB	
AK3210022155	USARMY FT GREELY	
AK1210022157	USARMY FT RICHARDSON	
AK6210022426	USARMY FT WAINWRIGHT	
AKD983072794	USARMY USACE MT EDGE CUMBE HIGH SCH	
AK0000228395	USARMY USACE NORTHEAST CAPE	
AKR000201780	USDA FS ROOSEVELT HARBOR PUBLIC USE AREA	
AK9690330742	USDHS CG INTEGRATD SUPPRT COMMAND KODIAK	
AK8690360492	USDHS CG ISC KETCHIKAN	
AK1690502330	USDOT FAA, MIDDLETON ISLAND	
AK0000141184	WARDS COVE INDUSTRIAL & MARITIME CENTER	
AKR000201673	YUKON-KUSKOKWIM HEALTH CORPORATION	

National Biennial RCRA Hazardous Waste Report: Based on 2005 Data

EPA ID	Site Name	
AZD981667686	MICROCHIP TECHNOLOGY INC.	TEMPE
AZR000500504	MICROPEL LLC	PHX
AZD000024745	MICROSEMI CORP.	SCOTTSDALE
AZD981582331	MODERN INDUSTRIES, INC.	PHX
AZR000044115	MODERN INDUSTRIES, INC.	PHX
AZD981996887	MORGAN CORP.	EHRENBERG
AZR000042523	MRI, MEDICAL INC.	TUCSON
AZR000003426	NAFTA ENVIRONMENTAL INC.	SOMERTON
AZ4211890021	NATIONAL GUARD PAPAGO PARK MILITARY RSRV	PHX
AZ5572890023	NATIONAL GUARD SILVER BELL ARMY HELIPORT	MARANA
AZD981997182	NELTEC, INC.	TEMPE
AZD983474016	NELTEC, INC. NORTH	TEMPE
AZD982442246	NORTH AMERICAN COMPOSITES CO.	CHANDLER
AZD070258017	OBERG INDUSTRIES	CHANDLER
AZR000035436	ON SEMICONDUCTOR & SCI, LLC	PHX
AZ0000337360	ONYX SPECIAL SERVICES, INC.	PHX
AZD008399891	PAPAGO PLATING COMPANY, INC.	PHX
AZR000034652	PERFORMANCE ACCESSORIES	CHINO VALLEY
AZD083717843	PHELPS DODGE BAGDAD, INC.	BAGDAD
AZD060624251	PHELPS DODGE MIAMI, INC.	CLAYPOOL
AZD074489469	PHELPS DODGE MORENCI INC.	MORENCI
AZD982478216	PHELPS DODGE SIERRITA, INC.	GREEN VALLEY
AZ0000137422	PHOENIX BAPTIST HOSPITAL	PHX
AZD009010273	PHOENIX HEAT TREATING	PHX
AZD983483454	PHOTO DESIGN OF ARIZONA	TEMPE
AZD981657265	PIMA COMMUNITY COLLEGE- W. CAMPUS	TUCSON
AZD982418204	PIMALCO	CHANDLER
AZD042018184	PING, INC.	PHX
AZD982491631	PRAXAIR ELECTRONICS, INC.	KINGMAN
AZD982435166	PRINTPACK INC.	PRESCOTT VALLEY
AZD982479727	PROTOTRON CIRCUITS INC	TUCSON
AZD982444671	QUALEX INC.	TEMPE
AZD009005422	RAYTHEON CO. USAF PLT 44	TUCSON
AZD001886654	RESOLUTION COPPER MINING LLC.	SUPERIOR
AZD982506222	ROGERS CORP., ADV. CIRCUIT MTRLS	CHANDLER
AZD042018689	ROGERS CORP., ADV. CIRCUIT MTRLS.	CHANDLER
AZ0001039478	ROGERS CORP., DUREL DIVISION	CHANDLER
AZD009015389	ROMIC ENVIRONMENTAL TECHNOLOGY CORPORATI	CHANDLER
AZD980892897	SAFETY-KLEEN SYSTEMS INC	TUCSON
AZD981969504	SAFETY-KLEEN SYSTEMS INC	CHANDLER
AZD063274609	SANMINA-SCI CORP	PHX
AZD983478983	SANOFI-AVENTIS	TUCSON
AZ0000379180	SAV-ON PLATING INC.	PHX
AZD982489312	SCHUFF STEEL COMPANY	PHX
AZR000003285	SCHUSTER FLEXIBLE PACKAGING	LAKE HAVASU CITY
AZD094527587	SFPP, L.P. - PHX. TERMINAL	PHX
AZR000046656	SFPP, L.P. - SILVERCROFT WASH RELEASE SI	PHX
AZT050010131	SFPP, L.P. - TUSCON TERMINAL	LAKE HAVASU CITY
AZD982443251	SHERWIN WILLIAMS 4380	PHX
AZD982478166	SKYLINE LAB	STAVELELocation CityUIDS AN48.3IS
AZR000032706	SONORA QUEST LABS., LLC	ST RELEASE SI
AZT000624445	SOUTH BAY CIRCUITS, INC.	
AZD043844083	SOUTHWIRE COMPANY (KINGMAN PLANT)	
AZD981980824	SPARKLE CLEANERS INC.	
AZD983473547	SPECIAL DEVICES, INCORPORATED	
AZR000002022	SPECTRA-PHYSICS SEMICONDUCTOR LASERS	
AZR000044818	STAVELEY SVCS FLUIDS ANALYSIS	
AZ0000886572	STMICROELECTRONICS, INC.	

National Biennial RCRA Hazardous Waste Report: Based on 2005 Data

EPA ID

AZD006335152 STURM, RUGER & CO., INC.
AZR000037226 SUPER RADIATOR COILS LTD
AZD020132502 TALLEY DEFENSE SYSTEMS, INC.
AZR000000349 TARP TUCSON AIRPORT REM PRJT
AZD008394454 TEXAS INSTRUMENTS TUCSON
AZR000501122 THOMAS O PRICE SVC CTR LUST REMEDIATION
AZD041456872 TREFFERS PRECISION, INC.
AZR000003483 TRIAD INTERNATIONAL MAINTENANCE CO.
AZD982503948 TRIUMPH AIR REPAIR
AZD983475302 TROY BIOSCIENCES INC
AZD982471062 TRW VEHICLE SAFETY SYSTEMS, INC.
AZD982491649 TRW VEHICLE SAFETY SYSTEMS, INC.
AZ1122307555 U.S. FOREST SVC.- PRESCOTT NATL FOREST
AZR000043653 UNIVAR USA INC.
AZD089304216
AZD980814479
AZD982479354
AZD000819615
AZ5213820991
AZ8890090006
AZD981648595
AZD981425481
AZD982441263
AZD980735500

National Biennial RCRA Hazardous Waste Report: Based on 2005 Data

ARKANSAS

REPORTED RCRA SITES

EPA ID	Site Name	Location City	RCRA Tons Generated	RCRA Tons Managed
ARD990869588	AERO, INC	NASHVILLE	25	23
ARD091688283	AEROJET-GENERAL CORPORATION	EAST CAMDEN	235	189
ARD983274119	AFCO STEEL LLC	LITTLE ROCK	6	0
ARD983288499	AIRBORNE NACELLE SERVICES	HOT SPRINGS	8,347	8,325
ARD052528809	ALBEMARLE CORPORATION SOUTH PLANT	MAGNOLIA	3,020	2,463
ARR000007542	ALCOA EXTRUSIONS, INC	MAGNOLIA	36	0
ARD093404143	ALLIED TUBE AND CONDUIT CORPORATION	PINE BLUFF	371	0
ARD007023179	AMERICAN GREETINGS	OSCEOLA	7	0
AR0002349934	AMERICAN RAILCAR INDUSTRIES, INC.	PARAGOULD	170	0
ARR000006593	AMERICAN RAILCAR INDUSTRIES, INC.	MARMADUKE	106	0
ARR000000083	AMERIMAX COATED PRODUCTS, INC.	HELENA	204	0
ARD007240716	AMERON PERFORMANCE COATINGS AND FINISHES	ALEXANDER	579	0
ARD008049298	AMFUEL	MAGNOLIA	95	0
ARR000012625	ARC AUTOMOTIVE, INC.	CAMDEN	19	0
ARD982558595	ARKANSAS GALVANIZING, INC.	PRAIRIE GROVE	274	0
ARD058076811	ARKANSAS POLY INC.	VAN BUREN	37	9
ARD091691261	ARKANSAS STEEL ASSOCIATES, L.L.C.	NEWPORT	10	0
ARR000000752	ARMSTRONG HARDWOOD FLOORING COMPANY	WARREN	33	0
ARD084938737	ARMTEC COUNTERMEASURES COMPANY	EAST CAMDEN	82	0
ARD981512270	ASH GROVE CEMENT CO	FOREMAN	4,219	98,925
ARD062145388	ASHLAND SPECIALTY CHEMICAL COMPANY	FORT SMITH	243	0
ARR000000810	ASHLAND SPECIALTY CHEMICAL COMPANY	JACKSONVILLE	69	0
ARR000005728	ASHLAND SPECIALTY CHEMICAL COMPANY	SPRINGDALE	2	0
ARD006338537	BALDOR ELECTRIC COMPANY	FORT SMITH	20	0
ARD006344972	BALL METAL FOOD CONTAINER CORP	SPRINGDALE	112	17
ARD980629992	BAYER CROSCIENCE	JONESBORO	26	0
ARD075673079	BEKAERT CORPORATION	VAN BUREN	2	0
ARD075675785	BERENFIELD CONTAINERS (SW) LTD.	PINE BLUFF	37	0
ARD983267717	THE BOEING COMPANY	MELBOURNE	20	0
ARD983275249	BPS, INC.	HELENA-WEST HELENA	8	0
ARD983288572	BPS, INC.	HELENA-WEST HELENA	15	0
ARD092923184	THE BRYCE COMPANY, LLC	SEARCY	1,311	0
ARD982552556	CENTRAL FLYING SERVICE, INC.	LITTLE ROCK	13	0
ARD006341796	CENTRAL MALONEY, INC.	PINE BLUFF	15	0
ARR000002188	CEREXAGRI C/O HELENA CHEMICAL	WEST HELENA	0	0
ARD983272592	CHALLENGER, INC. A.B.A. BASS CAT BOATS	MOUNTAIN HOME	6	0
ARD010330561	CHAMPION PARTS, INC.	HOPE	24	0
ARD010304475	CHEM-FAB CORPORATION	HOT SPRINGS	73	0
ARD118888585	CHEM-FAB CORPORATION	HOT SPRINGS	247	0
ARD093792067	CIBA SPECIALTY CHEMICALS	W. MEMPHIS	3,538	0
ARR000014753	CITY OF FAYETTEVILLE	FAYETTEVILLE	316	0
ARD006338099	CLARIDGE PRODUCTS & EQUIPMENT INC	HARRISON	89	0
ARD005413273	COOPER STANDARD AUTOMOTIVE	EL DORADO	5	0
ARD983273590	CRANE COMPOSITES INC.	JONESBORO	364	228
ARD990869737	CROSS OIL REFINING & MARKETING, INC.	SMACKOVER	18	0
ARR000012708	CRYOVAC DIVISION SEALED AIR CORPORATION	ROGERS	58	0
ARR000013656	CYMETECH, LLC C/O BLACKHAWK WAREHOUSING	HELENA	0	0
ARD139607048	CYRO INDUSTRIES	OSCEOLA	465	0
ARR000007559	DANA CORPORATION	RUSSELLVILLE	22	0
ARD044484780	DANAHER TOOL GROUP SPRINGDALE OPS	SPRINGDALE	191	0
ARD062143938	DASSAULT FALCON JET CORP.	LITTLE ROCK	43	0
ARR000002832	DELUXE MEDIA SERVICES, LLC	NORTH LITTLE ROCK	17	0
ARR000012831	DETCO INDUSTRIES, INC.	CONWAY	0	0
ARR000012864	DETCO INDUSTRIES, INC. - WAREHOUSE	CONWAY	10	0
ARR000005843	DIAZ INTERMEDIATES CORP	WEST MEMPHIS	21	0
ARR000002139	DIAZ REFINERY SITE - PRP COMMITTEE SITE	DIAZ	0	0
ARD051965416	THE DOW CHEMICAL COMPANY	RUSSELLVILLE	8	0
ARD089234884	EASTMAN SE, INC.	BATESVILLE	6,919	6,855

National Biennial RCRA Hazardous Waste Report: Based on 2005 Data

ARKANSAS

REPORTED RCRA SITES

EPA ID	Site Name	Location City	RCRA Tons Generated	RCRA Tons Managed
ARD982562654	PRESTOLITE WIRE CORPORATION	PARAGOULD	7	0
ARR000000547	PROGRESS RAIL SERVICES - QBS ARKANSAS	LITTLE ROCK	6	0
ARD053730701	QUANEX MACSTEEL DIVISION	FORT SMITH	7,945	0
ARD058698937	QUEBECOR WORLD, INC.	JONESBORO	49	0
ARD983275504	RAYTHEON AIRCRAFT COMPANY	LITTLE ROCK	60	0
AR0000064311	REMINGTON ARMS COMPANY, INC.	LONOKE	9,671	0
ARD006354161	REYNOLDS METALS COMPANY	ARKADELPHIA	125,175	169,678
ARD981057870	RINECO CHEMICAL INSDUSTRIES, INC	BENTON	0	151,659
ARD006339931	RIVERSIDE FURNITURE MAIN PLANT	FORT SMITH	69	0
ARD980877690	RIVERSIDE FURNITURE PLANT 1	FORT SMITH	5	0
ARD092923309	ROBERT BOSCH TOOL CORP.	HEBER SPRINGS	16	0
ARD065322901	ROBERT BOSCH TOOL CORPORATION	WALNUT RIDGE	5	0
ARD983266487	ROSE AIRCRAFT FINISHES	MENA	9	0
ARD981598311	RUSSELL CHARLESWORTH PROPERTY	SPRINGDALE	2	0
ARD000709733	SAFETY-KLEEN SYSTEMS INC	FORT SMITH	20	0
ARD054575238	SAFETY-KLEEN SYSTEM'S INC.	LITTLE ROCK	46	0
ARD006345052	SEAARK BOATS, INC.	MONTICELLO	10	0
ARD107287369	SEAARK MARINE, INC.	MONTICELLO	11	0
ARR000003905	SGL TECHNIC INC,POLYCARBON DIVISION	ARKADELPHIA	3	0
ARR000014928	SHULER DEV CO INC/FAYETTEVILLE TRAIN	FAYETTEVILLE	23	0
ARD077389393	SLOAN VALVE COMPANY	AUGUSTA	1,380	1,354
ARD082578956	SMI JOIST COMPANY - ARKANSAS	HOPE	40	0
ARD006347280	SMITH FIBERCAST	LITTLE ROCK	21	0
ARD982758997	SOLDER PLATING, LLC DBA B&W PLATING	VAN BUREN	674	658
ARD035500818	SOUTHERN STEEL & WIRE COMPANY	FORT SMITH	133	0
ARD096674213	STANT MANUFACTURING	PINE BLUFF	31	0
ARR000006957	STREET AND PERFORMANCE	MENA	6	0
ARD000709584	SUPERIOR INDUSTRIES INTERNATIONAL INC.	FAYETTEVILLE	471	0
ARD982561722	SUPERIOR INDUSTRIES INTL., INC.	ROGERS	78	0
ARD982283905	TE PRODUCTS PIPELINE COMPANY	HELENA	1	0
ARD982283962	TEPPCO EL DORADO P-5 TERMINAL	EL DORADO	0	0
ARD982283970	TEPPCO EL DORADO TERMINAL	EL DORADO	0	0
ARD000709220	TEPPCO-NORTH LITTLE ROCK TERM	NORTH LITTLE ROCK	5	0
ARD982283947	TEPPCO-NORTH LITTLE ROCK TERM	NORTH LITTLE ROCK	4	0
ARD069748192	TERIS LLC	EL DORADO	24,328	46,751
ARD981511926	TETLP - BALD KNOB	BALD KNOB	4	0
ARD980630214	TETLP - NO. LITTLE ROCK	N. LITTLE ROCK	58	0
ARD980874366	TETLP-HOPE	EMMET	17	0
ARD980630206	TETLP-WALNUT RIDGE	WALNUT RIDGE	4	0
ARD055685747	THOMAS & BETTS CORPORATION	JONESBORO	19	0
ARD983267600	TOKUSEN U.S.A., INC.	CONWAY	6,480	4,570
AR0000110379	TRANSMONTAIGNE TERMINALING INC.	ARKANSAS CITY	3	0
ARD983272485	TREFILARBED, ARKANSAS, INC.	PINE BLUFF	1,296	0
ARR000014555	TWIN CITY TRAILER	LITTLE ROCK	0	0
ARR000015081	U.S. ARMY OPERATIONS	EAST CAMDEN	13	0
ARD075661595	UNION PACIFIC RAILROAD -JENKS SHOP COMPL	NORTH LITTLE ROCK	29	0
ARD981158405	UNIV OF AR FOR MEDICAL SCIENCES	LITTLE ROCK	14	2
ARD071245401	UNIVAR USA	JACKSONVILLE	2	0
ARD055600001	UNIVERSITY OF ARKANSAS	FAYETTEVILLE	35	0
ARR000001263	VAN BUREN BRIDGE	VAN BUREN	8	0
ARD082579392	VICKSBURG PROPERTIES	FORT SMITH	11	0
ARR000009332	WAL-MART RETURN CENTER 8098	BENTONVILLE	619	0
ARD001989375	WARREN UNILUBE INC	WEST MEMPHIS	22	0
ARD067671313	WEYERHAEUSER CO./TREATING PLANT	DE QUEEN	145	0
ARD122185192	WHEATLAND TUBE COMPANY	LITTLE ROCK	59	14
ARD042755389	WHIRLPOOL CORPORATION	FORT SMITH	3	0
ARD006354294	WHITE-RODGERS	BATESVILLE	12	0
ARD046142956	WOOD MFG. CO. / RANGER BOATS	FLIPPIN	35	24

National Biennial RCRA Hazardous Waste Report: Based on 2005 Data

ARKANSAS

REPORTED RCRA SITES

EPA ID	Site Name	Location City	RCRA Tons Generated	RCRA Tons Managed
ARD043558568	XPRESS BOATS, INC.	HOT SPRINGS	9	0

National Biennial RCRA Hazardous Waste Report: Based on 2005 Data

CALIFORNIA

REPORTED RCRA SITES

EPA ID	Site Name	Location City	RCRA Tons Generated	RCRA Tons Managed
CAL000059105	1165 ARQUES	SUNNYVALE	37	0
CAC002585526	1501 L STREET	SACRAMENTO	3	0
CAD981387251	20TH CENTURY FOX	LOS ANGELES	7	0
CAR000089508	32ND STREET NAVAL STATION	SAN DIEGO	11	0
CAD990667099	3M COMPANY	MONROVIA	28	0
CAT080033368	3M OPTICAL SYSTEMS - PETALUMA	PETALUMA	12	0
CAD050807122	3M PHARMACEUTICALS	NORTHRIDGE	153	0
CAD008256356	3M UNITEK CORPORATION	MONROVIA	22	0
CAD982403966	3M WESTERN DISTRIBUTION CENTER	ONTARIO	8	0
CAL000157424	52 & CONVOY SHELL	SAN DIEGO	4	0
CAL000279262	7-ELEVEN STORE # 18872	FRESNO	3	0
CAD981464506	7-ELEVEN STORE #20090	REDDING	3	0
CAL000267483	7-ELEVEN STORE #32266	LIVERMORE	15	0
CAR000020099	801 ROYAL OAKS INSTALLATION A	MONROVIA	62	0
CAD088835699	A 1 PLATING	SANTA CLARA	200	0
CAD098627714	A-H PLATING	BURBANK	60	0
CAL000114646	AAA PLATING	SACTO	4	0
CAD052418126	AAA PLATING & INSPECTION, INC.	COMPTON	48	0
CAD021774559	AB&I FOUNDRY	OAKLAND	727	619
CAD063541445	ABBORT LABORATORIES	SANTA CLARA	14	0
CAR000015776	ABC/JEFFCO PAINTING	VALLEJO	27	0
CAD007965049	ABLESTIK LABORATORIES	RANCHO DOMINGUEZ	57	0
CAD063112122	AC PRODUCTS, INC	PLACENTIA	11	0
CAL000028092	ACCESS BUSINESS GROUP NUTRILITE DIVISION	BUENA PARK	2	0
CAD060895927	ACCURATE ANODIZING INC.	COMPTON	7	0
CAD982497588	ACCURATE CIRCUIT ENGINEERING	SANTA ANA	77	0
CAD980892509	ACCURATE ENGINEERING, INC.	SUN VALLEY	13	0
CAD982042103	ACE CLEARWATER ENTERPRISES - TORRANCE	TORRANCE	2	0
CAD982498271	ACE COGENERATION COMPANY	TRONA	34	0
CAD041835695	ACME FILL CORPORATION	MARTINEZ	5,393	5,361
CAR000014126	ACTERON CORPORATION	SAN CARLOS	71	51
CAD981676760	ACTIVE MAGNETIC INSPECTION, INC.	SUN VALLEY	8	0
CAL000226066	ACTIVX BIOSCIENCES	LA JOLLA	1	0
CAL000240238	ACUITY SPECIALTY PRODUCTS	TRACY	5	0
CAR000057844	ACUSHNET COMPANY	CARLSBAD	33	0
CAD981692726	ADAPTIVE CIRCUITS, DIV OFVIKO TECHNOLOGY	SAN JOSE	210	78
CAD093351377	ADEL WIGGINS GROUP	LOS ANGELES	3	0
CAD981382559	ADELINE MAINTENANCE CENTER	OAKLAND	6	0
CAR000084756	ADMINISTRATION COMPLEX	CALIPATRIA	5	0
CAD982011199	ADMIRAL TRANSPORTATION	INDUSTRY	17	0
CAR000089474	ADS GOLD, INC	ANAHEIM	7	0
CAR000008607	ADVANCED ANODIZE, INC.	NEWARK	10	0
CAL000215443	ADVANCED CHEMISTRY & TECHNOLOGY, INC.	GARDEN GROVE	11	0
CAR000169516	ADVANCED CHEMISTRY & TECHNOLOGY, INC.	GARDEN GROVE	11	0
CAT080025711	ADVANCED ENVIRONMENTAL, INC.	FONTANA	2	0
CAR000065920	ADVANCED METAL FINISHING, LLC	AUBURN	49	0
CAD980885537	ADVANCED PRINTED CIRCUIT TECHNOLOGY	SANTA CLARA	5,347	0
CAD982350506	ADVANCED TRUCK PAINTING, INC.	PICO RIVERA	3	0
CAD982411993	AERC.COM, INC.	HAYWARD	16	0
CAL000146338	AERO ELECTRIC CONNECTOR INC	TORRANCE	100	0
CAD008314023	AERO-ENGINES, INC.	LOS ANGELES	5	0
CAD042238154	AERODYNAMIC PLATING CO,	GARDENA	14	0
CAD982417271	AEROFLEX / METELICS CORPORATION	SUNNYVALE	26	0
CAD000030494	AEROJET - GENERAL CORPORATION	RANCHO CORDOVA	2,078	102
CAR000005694	AEROJET - NORRIS OPERATIONS	VERNON	5	0
CAD056444524	AEROSOL SERVICES COMPANY	CITY OF INDUSTRY	519	0
CAL000253499	AES DELANO	DELANO	2	0
CAD009124256	AFFYMAX, INC.	PALO ALTO	19	0

National Biennial RCRA Hazardous Waste Report: Based on 2005 Data

National Biennial RCRA Hazardous Waste Report: Based on 2005 Data

CALIFORNIA

REPORTED RCRA SITES

EPA ID	Site Name	Location City	RCRA Tons Generated	RCRA Tons Managed
CAL000147475	AMAZON ENVIRONMENTAL, INC.	WHITTIER	11	0
CAL000262917	AMAZON ENVIRONMENTAL, INC.	COLTON	3	0
CAD076205053	AMERICAN AIRLINES, INC.	LOS ANGELES	17	0
CAR000031054	AMERICAN CIRCUIT TECHNOLOGY, INC.	ANAHEIM	43	0
CAD981619612	AMERICAN COLOR GRAPHICS	PITTSBURG	5	0
CAD064573405	AMERICAN ETCHING AND MFG	PACOIMA	108	0
CAR000056754	AMERICAN FAUCET AND COATINGS CORPORATION	VISTA	71	15
CAD982400699	AMERICAN INTERNATIONAL INDUSTRIES	LOS ANGELES	16	0
CAD983591751	AMERICAN PEPTIDE COMPANY, INC.	SUNNYVALE	96	0
CAD008287849	AMERICAN PROTECTIVE COATING	BREA	2,177	0
CAD982040552	AMERICAN SECURITY PRODUCTS COMPANY	FONTANA	31	0
CAD981687288	AMERICAN SUZUKI MOTOR CORP.	BREA	3	0
CAD982326142	AMERIPRIDE SERVICES INC.	SACRAMENTO	18	0
CAD983596735	AMES FIRE & WATERWORKS	WOODLAND	2	0
CAD983651407	AMEX PLATING, INC.	SANTA CLARA	26	0
CAD981450893	AMGEN - MAIN CAMPUS (THOUSAND OAKS)	THOUSAND OAKS	321	0
CAR000143750	AMGEN SF, LLC	SOUTH SAN FRANCISCO	48	0
CAD983615964	AMGEN-TELLER BLDG. 99	THOUSAND OAKS	30	0
CAR000069153	AMPAC FINE CHEMICALS LLC	RANCHO CORDOVA	9,886	0
CAD982465239	AMREP, INC.	ONTARIO	11	0
CAR000156737	AMTRAK OAKLAND MAINTENANCE FACILITY	OAKLAND	1	0
CAD056446388	AMVAC CHEMICAL CORPORATION	LOS ANGELES	401	0
CAD982009417	ANAHEIM PLATING & POLISHING, INC.	ANAHEIM	22	21
CAD980892491	ANALOG DEVICES, INC.	SUNNYVALE	124	0
CAD020165353	ANAPLEX CORPORATION	PARAMOUNT	28	0
CAR000014829	ANDERSON LITHOGRAPH	LOS ANGELES	17	0
CAR000050989	ANDPAK INC.	MORGAN HILL	20	0
CAR000019414	ANO-TECH METAL FINISHING	CLOVIS	38	0
CAD008479479	ANODYNE, INC.	SANTA ANA	54	0
CAD059270975	AOC, L.L.C.	PERRIS	32	0
CAD009189069	APPLIED AEROSPACE STRUCTURES CORP.	STOCKTON	75	0
CAD088840202	APPLIED ANODIZE, INC.	SAN JOSE	4	0
CAD071683940	APPLIED BIOSYSTEMS - 6055 SUNOL BLVD.	PLEASANTON	62	0
CAR000035238	APPLIED BIOSYSTEMS: 384 FOSTER CITY BLVD	FOSTER CITY	3	0
CAD981373806	APPLIED BIOSYSTEMS: 850 LINCOLN CENTRE	FOSTER CITY	81	0
CAD042728840	APPLIED MATERIALS, INC. - BOWERS CAMPUS	SANTA CLARA	2,519	0
CAL000174221	APPLIED MATERIALS, INC. ARQUES CAMPUS	SANTA CLARA	161	0
CAL000138324	APPLIED THIN-FILM PRODUCTS	FREMONT	22	0
CAR000055442	APW ELECTRONIC SOLUTIONS	POWAY	17	0
CAD008335184	APW ENCLOSURE SYSTEMS	ANAHEIM	18	0
CAL000123348	AQUA MIX, INC	SANTA FE SPRINGS	10	0
CAD087579892	ARAMARK UNIFORM SERVICES	SAN DIEGO	2	0
CAL000194767	ARCADIA, INC.	VERNON	110	110
CAR000058347	ARENA PHARMACEUTICALS, INC.	SAN DIEGO	85	0
CAD081153785	ARGO-TECH CORP, COSTA MESA	COSTA MESA	21	0
CAD008391468	ARLON ADHESIVES & FILMS DIVISION	SANTA ANA	161	0
CAD980895528	ARLON MATERIALS FOR ELECTRONICS DIVISION	RANCHO CUCAMONGA	84	0
CAD008252157	ARMTEC DEFENSE PRODUCTS	COACHELLA	24	0
CAD008302002	ARROWHEAD PRODUCTS CORP.	LOS ALAMITOS	39	0
CAD982509523	ARTISTIC PLATING & METAL FINISHING, INC	ANAHEIM	225	0
CAD028277036	ASBURY ENVIRONMENTAL SERVICES	COMPTON	17	0
CAD981456510	ASCENT MEDIA LABORATORIES	BURBANK	7	0
CAR000005991	ASHLAND DISTRIBUTION	CARSON	207	0
CAD044061422	ASHLAND DISTRIBUTION COMPANY	SANTA FE SPRINGS	35	0
CAP000165136	ASHLAND DISTRIBUTION COMPANY	OAKLAND	3	0
CAD983652124	ASHLAND DISTRIBUTION-FAIRFIELD	FAIRFIELD	26	0
CAR000128553	ASHLAND INC. - FONTANA, CA	FONTANA	2	0
CAD044046274	ASHLAND SPECIALTY CHEMICAL CO.	COMMERCE	281	0

National Biennial RCRA Hazardous Waste Report: Based on 2005 Data

National Biennial RCRA Hazardous Waste Report: Based on 2005 Data

CALIFORNIA

REPORTED RCRA SITES

EPA ID	Site Name	Location City	RCRA Tons Generated	RCRA Tons Managed
CAL000273278	BENETO BULK TRANSPORT LLC	WEST SACRAMENTO	16	0
CAR000015016	BEO MAG PLATING	SANTA ANA	5	0
CAD000819631	BERLEX BIOSCIENCES	RICHMOND	33	0
CAR000153122	BERRY PETROLEUM CO. MCVAN-POSO CREEK	BAKERSFIELD	12	0
CAD099457087	BIG WEST OF CALIFORNIA LLC - AREA 1	BAKERSFIELD	1,332	0
CAD982052094	BIG WEST OF CALIFORNIA LLC - AREA 3	BAKERSFIELD	17	0
CAD981453871	BIO-RAD LABORATORIES	RICHMOND	680	0
CAD981991276	BIO-RAD LABORATORIES - CSD DIVISION	HERCULES	7	0
CAL000285620	BIOGEN IDEC	SAN DIEGO	6	0
CAR000143818	BIOGEN IDEC	OCEANSIDE	15	0
CAL000190016	BIOPATHOLOGY SCIENCES MEDICAL CORP	SOUTH SAN FRANCISCO	9	2
CAL000140303	BIOSEARCH TECHNOLOGIES, INC.	NOVATO	53	0
CAL000142153	THE BIRCH CORPORATION SITE	CALEXILO	23	0
CAD067786749	BKK LANDFILL	WEST COVINA	554	0
CAD981390693	BLOMBERG WINDOW SYSTEMS	SACRAMENTO	19	0
CAL000125189	BLUE CROSS BEAUTY PRODUCTS, INC	PACOIMA	8	0
CAD980695647	BOB HOPE AIRPORT (MAINTENANCE DEPT)	SUN VALLEY	12	0
CAD043239409	BOC - RICHMOND, CA	RICHMOND	3	0
CAL000175181	BOC EDWARDS, INC.	SANTA CLARA	3	0
CAD009521329	BODYCOTE THERMAL PROCESSING	HUNTINGTON PARK	70	0
CAD008369050	THE BOEING COMPANY	ANAHEIM	31	0
CAD008384588	THE BOEING COMPANY	HUNTINGTON BEACH	70	0
CAD057782989	THE BOEING COMPANY	SEAL BEACH	17	0
CAD074103771	THE BOEING COMPANY - CANOGA FACILITY	CANOGA PARK	40	0
CAD008368987	THE BOEING COMPANY - DE SOTO FACILITY	CANOGA PARK	5	0
CAD066658808	THE BOEING COMPANY - FORMER COMPTON SITE	COMPTON	41	0
CA1800090010	THE BOEING COMPANY - NASA AREA	SIMI VALLEY	0	7,888
CAD093365435	THE BOEING COMPANY - SSFL 1,2,3,4	SIMI VALLEY	57	36
CA3890090001	THE BOEING COMPANY - SSFL RMHF	SIMI VALLEY	44	0
CA1570090075	THE BOEING COMPANY NASA AND AFS	PALMDALE	16	0
CAD041666819	BOEING ELECTRON DYNAMICS DIVISION	TORRANCE	18	0
CAL000255063	BOEING REALTY CORPORATION	TORRANCE	15	0
CAD060897063	BOEING SATELLITE SYSTEMS, INC.	EL SEGUNDO	66	0
CAR000034272	BOEING SATELLITE SYSTEMS, INC.	EL SEGUNDO	16	0
CAR000160770	BOEING SATELLITE SYSTEMS, INC.	TORRANCE	41	0
CAC002581463	BOSSEN LAUNDRY & LINEN SUPPLY INC	MARYSVILLE	121	0
CAR000046474	BOSTIK INC(FORMERLY BOSTIK FINDLEY, INC)	TEMECULA	13	0
CAR000018804	BOSTON SCIENTIFIC - SAN DIEGO	SAN DIEGO	4	0
CAD983651084	BOSTON SCIENTIFIC CORPORATION	FREMONT	18	0
CAR000072744	BOSTON SCIENTIFIC-FRENCH VALLEY	MURRIETA	8	0
CAD008475964	BOWMAN PLATING COMPANY INC	COMPTON	2,334	0
CAD077227049	BP WEST COAST PRODUCTS - CARSON REFINERY	CARSON,	1,243	0
CAT000611046	BP WEST COAST PRODUCTS - HATHAWAY	SIGNAL HILL	12	0
CAD075332882	BP WEST COAST PRODUCTS - TERMINAL 2	LONG BEACH	18	0
CAD000628305	BP WEST COAST PRODUCTS - TERMINAL 3	LONG BEACH	5	0
CAD000633032	BP WEST COAST PRODUCTS LLC - BP STOCKTON	STOCKTON	86	0
CAL000244266	BP WEST COAST PRODUCTS LLC 4430	PALO ALTO	7	0
CAR000100859	BP WEST COAST PRODUCTS LLC 6180	LANCASTER	8	0
CAD000632521	BP WEST COAST PRODUCTS LLC BP RICHMOND	RICHMOND	92	0
CAD000628412	BP WEST COAST PRODUCTS LLC-CARSON CRUDE	CARSON	1	0
CAD000627943	BP WEST COAST PRODUCTS LLC-EAST HYNES	LONG BEACH	21	0
CAD981411952	BRADLEY LANDFILL AND RECYCLING CENTER	SUN VALLEY	11	0
CAL000223728	BRASSTECH, INC	SANTA ANA	24	0
CAL000228728	BRASSTECH, INC	SANTA ANA	24	0
CAL000287695	BRASSTECH, INC	SANTA ANA	71	0
CAR000153205	BRASSTECH, INC.	SANTA ANA	40	0
CAR000050104	BRENNTAG PACIFIC, INC.	SANTA FE SPRINGS	10	0
CAR000154302	BRENNTAG PACIFIC, INC.	LOS ANGELES	5	0

National Biennial RCRA Hazardous Waste Report: Based on 2005 Data

CALIFORNIA

REPORTED RCRA SITES

EPA ID	Site Name	Location City	RCRA Tons Managed	
CAT080011802	BRENNTAG PACIFIC, INC.	CHULA VISTA	5	0
CAL000290048	BRIGHTROOM, INC	EMERYVILLE	26	0
CAD067615435	BRISTOL INDUSTRIES	BREA	17	0
CAD981391741	BRISTOLITE SKYLIGHTS	SANTA ANA	7	0
CAR000081422	BRITE PLATING COMPANY	LOS ANGELES	39	0
CAD982434037	BRITTELL ENVIRONMENTAL CORPORATION	OAKLAND	105	0
CAC002586826	BRITZ AG FINANCE COMPANY - JURA	FRESNO	3	0
CAR000152546	BROADWAY LOFTS	SAN DIEGO	3	3
CAD009402082	BRONZEWAY PLATING CORPORATION	LOS ANGELES	19	0
CAR000159269	BROSSEAU PUMP PLANT	NUEVO	2	0
CAD044052801	BROWN=PACIFIC, INC.	SANTA FE SPRINGS	123	0
CAR000005983	BRUSH WELLMAN	FREMONT	9	0
CAD003082790	THE BUMPER SHOP, INC	LOS ANGELES	12	0
CAC002584591	BURBANK AIRPORT COMMERCE CENTER	BURBANK		0
CAD009603184	BURBANK PLATING SERVICES	PACOIMA		0
CAR000049858	BURLINGTON ENGINEERING, INC.	ORANGE		0
CAD981450661	THE BURNHAM INSTITUTE	LA JOLLA		0
CAC002588941	BUSICK GEARING PROPERTIES	DUBLIN		0
CAT080013444	C&D ZODIAC	SANTA MARIA		0
CAD009134503	C&H SUGAR COMPANY, INC.	CROCKETT		0
CAD045520996	C-BRITE METAL FINISHING, INC.	HARBOR CITY		0
CAD981575947	C. ERWIN PIPER TECHNICAL CENTER	LOS ANGELES		0
CAD980673180	C. ERWIN PIPER TECHNICAL CENTER-LAPD	LOS ANGELES		0
CAD098321326	C.B.R CIRCUITS, INC	MILPITAS		0
CAL000207423	C.E. TOLAND & SON	BENICIA		4
CAL000263177	CA DEPT OF FORESTRY AVIATION MANAGEMENT	MCCLELLAN		0
CAL000237941	CABINETS 2000, INC.	NORWALK		0
CAT000618900	CABRILLO POWER I LLC	CARLSBAD		0
CAD073578734	CADILLAC PLATING INC.	ORANGE		0
CAD030862742	CAL BUMPER COMPANY INC	LONG BEACH		0
CAT080031552	CAL-AURUM INDUSTRIES	HUNTINGTON BEACH		0
CAD008237950	CAL-TRON PLATING INC.	SANTA FE SPRINGS		0
CAR000096560	CAL-TRONICS	SANTA ANA		0
CA0000928523	CALABASAS LANDFILL	AGOURA		0
CAR000082131	CALENERGY MINERALS, LLC	CALIPATRIA		0
CAT080014848	CALIFORNIA ELECTROPLATING, INC	LOS ANGELES		0
CAR000122747	CALIFORNIA FAUCETS	HUNTINGTON BEACH		0
CAD009584210	CALIFORNIA INSTITUTE OF TECHNOLOGY	PASADENA		0
CAD981419351	CALIFORNIA MEN'S COLONY	SAN LUIS OBISPO		0
CAD009105768	CALIFORNIA OILS CORPORATION	RICHMOND		0
CAD094455102	CALIFORNIA POLYTECHNIC STATE UNIVERSITY	SAN LUIS OBISPO		0
CAD981400294	CALIFORNIA STATE UNIVERSITY FRESNO	FRESNO		0
CAD981414550	CALIFORNIA STATE UNIVERSITY LONG BEACH	LONG BEACH		0
CAT080033392	CALIFORNIA STATE UNIVERSITY NORTHRIDGE	NORTHRIDGE		0
CAT080032477	CALIFORNIA STATE UNIVERSITY, CHICO	CHICO		0
CAT080031461	CALIFORNIA STATE UNIVERSITY, FULLERTON	FULLERTON		0
CAD118352921	CALIFORNIA STEEL INDUSTRIES, INC.	FONTANA		0
CAD057348278	CALIFORNIA TECHNICAL PLATING	SAN FERNANDO		0
CAR000047381	CALLAWAY GOLF COMPANY	CARLSBAD		0
CAL000116326	CALLAWAY GOLF COMPANY - BUILDING 5	CARLSBAD		0
CAD007907322	CALNEV PIPE LINE, LLC COLTON TERMINAL	COLTON		0
CAL000251335	CALPINE KING CITY COGEN, LLC	KING CITY		0
CAD040366486	CALPOLY - POMONA	POMONA		0
CAD982411902	CALSCIENCE ENVIRONMENTAL LABORATORIES, I	GARDEN GROVE		0
CAD982519993	CALTRANS/ EL CENTRO	EL CENTRO		0
CAD981452501	CALTRANS/DISTRICT 7, SPECIAL CREWS MS.	COMMERCE		0
CAD981372477	CAMBRO MANUFACTURING COMPANY	HUNTINGTON BEACH		0
CA7572890518	CAMP ROBERTS	CAMP ROBERTS		0

National Biennial RCRA Hazardous Waste Report: Based on 2005 Data

CALIFORNIA

REPORTED RCRA SITES

EPA ID	Site Name	Location City	RCRA Tons Ger1CfIDd	RCRA Tons Managed
CA8572890095	CAMP SAN LUIS OBISPO	SAN LUIS OBISPO	429	0
CAR000156687	CARAN PRECISION ENGINEERING AND MFG CORP	FULLERTON	8	0
CAL000234320	CARDINAL CG	GALT	3	0
CAD983659343	CARDINAL HEALTH PTS LLC SAN DIEGO	SAN DIEGO	16	0
CAD008297574	CARDINAL INDUSTRIAL FINISHES	SOUTH EL MONTE	48	0
CAD102771755	CARDINAL INDUSTRIAL FINISHES #2	SAN JOSE	10	0
CAD009134438	CARGILL SALT	NEWARK	3	0
CA9909215490	CARIBBEAN PRINCESS, IMO#9215490	SANTA CLARITA	22	0
CAL000071324	CARTEL ELECTRONICS, INC	PLACENTIA	74	0
CAL000295926	CATALYTIC SOLUTIONS, INC.	OXNARD	10	0
CAR000064824	CATALYTIC SOLUTIONS, INC.	OXNARD	42	0
CAL000292929	CATAME, INC	LOS ANGELES	5	0
CAL000286770	CBS OUTDOOR	LOS ANGELES	3	0
CAD982482283	CCSF - SAN FRANCISCO GENERAL HOSPITAL	SAN FRANCISCO	44	0
CAD075307785	CEDARS-SINAI MEDICAL CENTER	LOS ANGELES	12	0
CAD980735294	CEMEX CALIFORNIA CEMENT LLC	APPLE VALLEY	7	0
CAD008236887	CEMEX CALIFORNIA CEMENT PLANT LLC	VICTORVILLE	6	0
CAD093435022	CERTAINTED CORPORATION	CHOWCUILLA	13	0
CAD982522617	CERTIFIED ENAMELING, INC	LOS ANGELES	19	0
CAR000068403	CHEM RX ADVANCED TECHNOLOGIES	SOUTH SAN FRANCISCO	52	0
CAR000083501	CHEMBRIDGE RESEARCH LABORATORIES	SAN DIEGO	37	0
CAT000612119	CHEMCENTRAL/ LOS ANGELES	SANTA FE SPRINGS	36	0
CAR000051029	CHEMCRAFT	CHICO	32	0
CAR000146886	CHEMCRAFT	ONTARIO	2	0
CAT000646117	CHEMICAL WASTE MANAGEMENT, INC.	KETTLEMAN CITY	6,676	60,986
CAD981428121	CHEMOCENTRYX	MOUNTAIN VIEW	16	0
CAT000614982	CHEVRON 1001272	SAN JOSE	44	0
CAT000615013	CHEVRON 1001504	VAN NUYS	217	0
CAT080010838	CHEVRON 1001654	MONTEBELLO	264	0
CAT080010820	CHEVRON 1001658	HUNTINGTON BEACH	3	0
CAL921015483	CHEVRON 200473	SUISUN CITY	5	0
CAD983651977	CHEVRON 201596	TEMECULA	2	0
CAR000118349	CHEVRON 202702	RIVERSIDE	1	0
CAR000124933	CHEVRON 203186	RANCHO CORDOVA	1	0
CAR000124990	CHEVRON 203576	BAKERSFIELD	1	0
CAR000125443	CHEVRON 207494	CORONA	2	0
CAR000157834	CHEVRON 210409	(IRROETA	2	0
CAR000117044	CHEVRON 90023	SAN DIEGO	3	0
CAR000122994	CHEVRON 90024	MILL VALLEY	13	0
CAR000116863	CHEVRON 90066	VENTURA	4	0
CAR000122945	CHEVRON 90152	PETALUMA	2	0
CAR000116517	CHEVRON 90297	MISSION VIEJO	1	0
CAR000116657	CHEVRON 90499	SANTA CRUZ	4	0
CAR000116699	CHEVRON 90571	BURLINGAME	1	0
CAR000123430	CHEVRON 90575	APPLE VALLEY	7	0
CA0000865527	CHEVRON 90576	VENTURA	5	0
CAR000116442	CHEVRON 90938	ESCONDIDO	1	0
CAR000122895	CHEVRON 90964	SAN BERNARDINO	2	0
CAR000125518	CHEVRON 91156	ARROVO GRANDE	2	0
CAR000122879	CHEVRON 91166	UNION CITY	2	0
CAR000123026	CHEVRON 91300	SAN FRANCISCO	16	0
CAD981369937	CHEVRON 91739	LEMON GROVE	1	0
CAL000006752	CHEVRON 91921	SANTA ANA	4	0
CAR000117465	CHEVRON 92029	OAKLAND, CA	6	0
CAD983596750	CHEVRON 92069	ANAHEIM	5	0
CAR000123893	CHEVRON 92397	BUELLTON	1	0
CAD983651209	CHEVRON 92400	ALHAMBRA	3	0
CAR000123885	CHEVRON 92444	SANTA BARBARA	20	0

National Biennial RCRA Hazardous Waste Report: Based on 2005 Data

EPA ID

CAL000034084 CHEVRON 93027
CAR000121426 CHEVRON 93113
CAR000122473 CHEVRON 93464
CAR000122499 CHEVRON 93532
CAR000118851 CHEVRON 93783
CAR000123349 CHEVRON 93969
CAR000123299 CHEVRON 94177
CAR000118950 CHEVRON 94279
CAR000123232 CHEVRON 94419
CAT080033574 CHEVRON 94737
CAR000125369 CHEVRON 94793
CAR000124248 CHEVRON 94 TD(CHEVRON 94737) Tj0.0Te.08 ON 94 TD(CHEVRON 947MMON 94 TD(CHEVRON 94737) Tj0.0Te.08 ON 9410.HEVRON 94 NA
CAR000124222 CAD982319816
CAD982487035
CAD983652587
CAR000122556
CAR000119792
CAR000122671
CAR000125302
CAR000119909
CAR000119925
CAD983612870
CAT080032352
CAR000120170
CAD983662115
CAR000120238
CAR000124016
CAR000120287
CAD008336901
CAL000170019
CAR000117358
CAT080011968
CAT080011943
CAD009114919
CAD083903492
CAT000618603
CAD982319816
CAD981450430
CAD981399900
CAL000290965
CAD073607459
CAL000159952
CAD982049157
CAD046866463
CAC002584569
CAD008314163
CAD002947836
CAD008319089
CAR000155416
CAD981463110
CAL000292567
CAL000283617
CAD981387376
CAD982520504
CAD021074679
CAD982322802
CAD981388655
CAT080033822



National Biennial RCRA Hazardous Waste Report: Based on 2005 Data

HALIFORNIA

REPORTED RCRA SITES

EPA ID	Site Name	Location City	RCRA Tons Generated	RCRA Tons Managed
CAL000277058	CONOCOPHILLIPS SITE #254754	PINOLE	8	0
CAL000277493	CONOCOPHILLIPS SITE #256008	ROCKLIN	3	0
CAL000278217	CONOCOPHILLIPS SITE #256424	FAIR OAKS	5	0
CAL000276999	CONOCOPHILLIPS SITE #2611242	WEED	4	0
CAL000276992	CONOCOPHILLIPS SITE #2705430	HERCULES	3	0
CAL000276910	CONOCOPHILLIPS SITE #2705653	LOS ANGELES	3	0
CAL000277036	CONOCOPHILLIPS SITE #2705714	POMOL1	3	0
CAL000278391	CONOCOPHILLIPS STIE #253733	MOLTEBELLO	5	0
CAT000625301	CONOCOPHILLIPS TORRANCE TANK FARM	TORRANCE	12	0
CAD983576364	CONSOLIDATED COLOR CORPORATION	HAWAIIAN GARDENS	25	0
CAD088378245	CONSOLIDATED FILM INDUSTRIES	HOLLYWOOD	3,912	0
CAR000031526	CONTAINER MANAGEMENT SERVICES - HAYWARD	HAYWARD	376	0
CAD000044222	CONTAINER MGMT SERVICES, LLC - CENTAL ST	RICHMOLD	54	0
CAD981388846	CONTAINER SUPPLY COMPANY, INC.	GARDEN GROVE	31	17
CAL000035875	CONTAINER-CARE LOS ANGELES	WILMINGTON	7	0
CAT000624692	CONTINENTAL AIRLINES LOS ANGELES AIRPORT	LOS ANGELES	10	0
CAR000005421	CONTINENTAL COATING, INC.	FONTAL1	5	0
CAD981418395	CONTINENTAL MARITIME OF SAN DIEGO, INC.	SAN DIEGO	26	0
CAD981689953	CONTRA COSTA NEWSPAPERS	WALNUT CREEK	11	0
CAD982445116	CONTRA COSTA NEWSPAPERS	CONCORD	22	0
CAT080011489	CONTRA COSTA POWER PLANT	ANTIOCH	3	0
CAD981999725	CONTROL COMPONENTS INC.	RANCHO SANTA MARGARIT	16	0
CAD040938565	CONTROL PLATING COMPANY, INC.	GARDEN1	22	0
CAD087163267	COOK COMPOSITES AND POLYMERS CO.	OXNARD	676	0
CAR000102970	COORSTEK	EL SEGUNDO	46	0
CAD983594870	COPPER CLAD MULTILAYER PRODUCTS, INC.	AL1HEIM	117	0
CAL000261308	CORAL PRINCESS, IMO# 9229659	SANTA CLARIT1	11	0
CAR000001289	CORDOVA PRINTED CIRCUITS	MILPIT1S	460	0
CAL000215419	THE CORNER COMPANY	ALHAMBR1	5	0
CAD046607511	COSMOTRONIC	IRVINE	83	0
CAR000012609	COSTCO WHOLESALE # 117	WESTLAKE VILLAGE	45	0
CAR000004531	COSTCO WHOLESALE # 129	SANTA CLAR1	28	0
CAL000123821	COSTCO WHOLESALE # 137	ANTIOCH	20	0
CAR000005512	COSTCO WHOLESALE # 141	NOVATO	30	0
CAR000005504	COSTCO WHOLESALE # 142	MERCED	13	0
CAR000005546	COSTCO WHOLESALE # 143	MOUNTAIN VIEW	14	0
CAR000005470	COSTCO WHOLESALE # 146	LIVERMORE	24	0
CAR000003632	COSTCO WHOLESALE # 148	SAN JOSE	23	0
CAR000005488	COSTCO WHOLESALE # 149	SANTA CRUZ	20	0
CAD059495549	COSTCO WHOLESALE # 423	SUNNYVALE	31	0
CAR000014258	COSTCO WHOLESALE # 470	SAN JOSE	32	0
CAL000123834	COSTCO WHOLESALE #47	FREMOLT	5	0
CAR000109876	COSTCO WHOLESALE #678	RANCHO CUCAMOLG1	33	0
CAL000291234	COSUMNES POWER PLANT	HERALD	351	0
CAD981450372	COTTONWOOD SUBSTATION	COTTONWOOD	50	0
CAL000126952	COURT GALVANIZING, INC.	VACAVILLE	6	6
CAL000209152	COVALENT INDUSTRIAL TECHNOLOGIES, LLC	BURLINGAME	2	0
CAR000084533	CP KELCO	SAN DIEGO	16	0
CAL000222170	CP MFG	NAHNOL15-CITY	14	0
CAD982491730	CRAMER PAINTING CORPORATE OFFICE	MOLTCLAIR	5	0
CAR000147041	CREATIVE METAL INDUSTRIES, INC	SANTEE	1	0
CA0000372359	CREATIVE NAIL DESIGN	VIST1	16	0
CAO000372359	CREATIVE NAIL DESIGN	VIST1	16	0
CAR000068312	CREE MICROWAVE, INC.	SUNNYVALE	12	0
CAC002562409	CRENSHAW CARSON CHEVRON	TORRANCE	1	0
CAL000280014	CREST NAHNOL15-0a0GHAL MEDIA	AL1HEIM	15	4
CAD000094243	CRITERION CATALYSTS & TECHNOLOGIES, L.P.	PITTSBURG	37	0
CAD008344228	CRITERION CATALYSTS & TECHNOLOGIES, LP	AZUS1	19	0

CAD021858063
CAD028409019
CAD008362972
CAR000151258
CAD981368467
CAD072924103
CAD008305062
CAD980882369
CAD029910734
CAD008382293
CAR000091512
CAD981376908
CA3629722ED(CAD981376i59.12 5542(CAD028409019) Tj0.00 -10.58 T217(CAD021858063) Tj0.00 -10.0844BT5CAD029910734) Tj0.00 -10.095(T5CAD029

National Biennial RCRA Hazardous Waste Report: Based on 2005 Data

CAT080033681
CAL000290350
CAD983637570
CAD008378044
CAD009547050
CAD076528678
CAR000010157
CAR000150854
CAL000212597
CAD983619933
CAD093245645
CAD982324154
CAD983668674
CAT080011653
CAD009103672
CAL000040097
CAD008236648
CAR000014092
CAD982520090
CAL000147811
CAD981377260
CAR000140855
CAD066654096
CAD099156523
CAT080031511
CAR000052076
CAD982008872
CAD009200031
CAD981387178
CAL9206 T5I5

CAD0098335664 Tj0.00 -10.08 TD(CAD983667401) Tj0.00 -10.08 TD(CAD991071940) Tj0.00 -10.08 TD(CAD00005231)
CAD000140989

National Biennial RCRA Hazardous Waste Report: Based on 2005 Data

CALIFORNIA

REPORTED RCRA SITES

EPA ID	Site Name	Location City	RCRA Tons Generated	RCRA Tons Managed
CAD045521184	ELECTRO-MACHINE AND ENGINEERING, INC.	COMPTON	38	0
CAD008375222	ELECTROLIZING INC.	LOS ANGELES	9,680	0
CAD981991037	ELECTROLURGY INC.	IRVINE	1,679	0
CAD037030533	ELECTROMATIC INC	NORTH HOLLYWOOD	9	0
CAR000047720	ELECTROMATIC INC	SANTA FE SPRINGS	32	0
CAL000004384	ELECTROMATIC, INC.	GOLETA	0	0
CAT080029465	ELECTRON PLATING III	GARDEN GROVE	41	0
CAD008391427	ELECTRONIC CHROME & GRINDING CO. INC.	SANTA FE SPRINGS	21	0
CAD981369408	ELECTRONIC PRECISION SPECIALTIES, INC.	BREA	115	0
CAL000268784	ELECTRONICS PARTNERS CORPORATION	LOS ANGELES	1,118	0
CAL000090040	ELIMINATOR BOATS	MIRA LOMA	7	0
CAD009659541	EMBEE INC.	SANTA ANA	243	63
CAD983660689	EMD BIOSCIENCES, INC.	SAN DIEGO	27	0
CAD981658024	EMERALD PACKAGING INC.	UNION CITY	82	0
CA0000146068	ENDEVCO CORPOATION	SAN JUAN CAPISTRANO	17	0
CAD982429391	ENERSYS, INC.	SANTA FE SPRINGS	14	0
CAD982517278	ENGINEERED COATING TECHNOLOGY INC.	VERNON	12	12
CAD002277093	ENGINEERED POLYMER SOLUTIONS	LOS ANGELES	326	0
CAL000255026	ENOVATION GRAPHIC SYSTEMS, INC.	SAN JOSE	5	0
CAD077176998	ENS TECHNOLOGY LLC	SANTA CLARA	53	0
CAD073584393	ENTHON INC.	IRVINE	26	0
CAD047120084	ENVIRONMENTAL SERVICES FACILITY UCDAVIS	DAVIS	71	0
CAD071911051	EPS D.B.A. VALSPAR COATING	GARDENA	101	0
CAD041520644	EQUILON ENTERPRISES LLC, LA REFINERY	WILMINGTON	3,694	0
CAR000009670	ESCONDIDO PLATING INC	ESCONDIDO	13	0
CAD982429375	ESOTERIX INC.	CALABASAS	23	3
CAL921573505	ETTORE PRODUCTS CO.	OAKLAND	7	0
CAL000216652	EURODESIGN CABINETS, INC	CHINO	99	0
CAD982465098	EVENSTAR INC.	SANTA CLARA	291	0
CAD980895205	EVERETT GRAPHICS INC	OAKLAND	15	0
CAD981696420	EVERGREEN ENVIRONMENTAL SERVICES	CARSON	0	0
CAD982446874	EVERGREEN ENVIRONMENTAL SERVICES	DAVIS	0	0
CAD980887418	EVERGREEN OIL, INC.	NEWARK	2,383	0
CAR000013797	EVERGREEN PULP, INCORPORATED	SAMOA	24	0
CAR000072835	EVOC LAPD	GRANADA HILLS	19	0
CAL000121065	EXAR CORPORATION	FREMONT	0	0
CAD983642612	EXELIXIS, INC.	SAN DIEGO	8	0
CAR000072132	EXELIXIS, INC.	SOUTH SAN FRANCISCO	29	0
CAR000092601	EXELIXIS, INC.	SOUTH SAN FRANCISCO	41	0
CAD008324832	EXIDE TECHNOLOGIES	CITY OF INDUSTRY	15	0
CAD066254491	EXIDE TECHNOLOGIES	COMMERCE	77	0
CAD097854541	EXIDE TECHNOLOGIES	LOS ANGELES	12,828	2,796
CAR000155408	EXOTIC ELECTRO-OPTICS, INC.	MURRIETA	61	44
CAR000149906	EXP PHARMACEUTICAL SERVICES CORP.	FREMONT	40	0
CAR000079806	EXPRESSTECH, INC.	SANTA CLARA	15	0
CAR000166488	EXXON MOBIL OIL CORPORATION - 17879	SAN DIEGO	5	0
CAR000166603	EXXON MOBIL OIL CORPORATION - 741150	OXNARD	86	0
CAR000165613	EXXON MOBIL OIL CORPORATION - 99DPL	DOS PALOS	11	0
CAR000166504	EXXON MOBIL OIL CORPORATION 13069	SAN DIEGO	9	0
CA0000753343	EXXON MOBIL OIL CORPORATION 15901	SAN CLEMENTE	3	0
CAO000753343	EXXON MOBIL OIL CORPORATION 15901	SAN CLEMENTE	3	0
CAR000166496	EXXON MOBIL OIL CORPORATION 17877	SAN CLEMENTE	14	0
CAR000165605	EXXON MOBILE OIL CORPORATION 13231	RIVERSIDE	6	0
CAT000624932	EXXONMOBIL ATWOOD TERMINAL	ANAHEIM	435	0
CAR000165688	EXXONMOBIL OIL CORP 10365	SAN DIEGO	4	0
CAR000166470	EXXONMOBIL OIL CORPORATION #18821	SAN CLEMENTE	6	0
CAR000166611	EXXONMOBIL OIL CORPORATION - 10593	LOS ANGELES	3	0
CAR000166595	EXXONMOBIL OIL CORPORATION - 10605	WESTLAKE	8	0

CAR000165597
CAR000170936
CAR000169813
CAR000166587
CAR000169821
CAR000170662
CAR000166579
CAD983606575
CAR000166561
CAR000170944
CAR000167627
CAR000166553
CAR000166546
CA0000477334
CAR000166538
CAD983599580
CAR000166520
CAR000166512
CAD008354052
CAD081734485



National Biennial RCRA Hazardous Waste Report: Based on 2005 Data

EPA ID

CAT000622357 GENERAL ELECTRIC COMPANY
CAD030584502 GENERAL ELECTRIC INTERNATIONAL INC
CAD981457880 GENERAL OFFICE - BEALE STREET
CAR000088443 GENES PLATING WORKS INC. NOAKES FACI
CAR000082727 GENZYME GENETICS
CAD008378887 GEORGE INDUSTRIES
CAD980585053 GEORGIA PACIFIC RESINS, INC.
CAT080011521 THE GEYSERS
CA0000280198 GILEAD SCIENCES
CAD982462103 GILEAD SCIENCES
CAD066557182 GILLIG CORP.
CAD990845513 GKN AEROSPACE CHEM-TRONICS, INC.
CAL000293107 GKN AEROSPACE TRANSPARENCY SYSTEMS, INC
CAL000175124 GLADSTONE FINISHING
CAR000010397 THE GLIDDEN CO DBA ICI PAINTS
CAR000010330 THE GLIDDEN COMPANY DBA ICI PAINTS
CAR000010414 THE GLIDDEN COMPANY DBA ICI PAINTS
CAR000069716 THE GLIDDEN COMPANY DBA ICI PAINTS
CAR000140186 THE GLIDDEN COMPANY DBA ICI PAINTS
CAR000146878 THE GLIDDEN COMPANY, DBA ICI PAINTS
CAD981966054 THE GLIDDEN COMPANY/ICI PAINTS
CAL000188396 GLOBAL COMMUNICATION SEMICONDUCTORS, INC
CAD980896369 GLOBAL PLATING, INC.
CAR000065565 GMP METAL PLATING, INC.
CAR000091488 GOLDEN EAGLE REFINERY
CAD982023988 GOLDEN GATE BRIDGE TOLL PLAZA
CAL000261307 GOLDEN PRINCESS, IMO# 9192351
CAD983662602 GOLDEN STATE FOODS, CORP
CAD051485043 GOLDEN WEST REFINING COMPANY
CA7800020391 GOLDSTONE DEEP SPACE COMPLEX
CAL000175582 GOMTECH ELECTRONICS, INC
CAD009559618 GOODRICH - UPCO
CAD981400559 GOODRICH CORPORATION
CAD981462377 GOODRICH CORPORATION
CAD982471831 GOODWILL INDUSTRIES OF SILICON VALLEY
CAD030593883 GORILLAS POLISHING AND PLATING
CAL000261302 GRAND PRINCESS IMO#9204005
CAD980896211 GRANT LABORATORIES, INC
CAD981674906 GRANT PISTON RINGS
CAL000222798 GRAPHIC PRESS
CAD982505919 GRAPIC DIES INC
CAL000130115 GREENTEAM MRF
CAD983582735 GREIF, INC.
CAD068880657 GRIEF, INC
CAD092694538 GRIFOLS BIOLOGICALS INC.
CAD057477994 GRISWOLD INDUSTRIES
CAD982032229 GUARDIAN INDUSTRIES CORP.
CAD981454119
CAD982511776
CAD981413933
CAR000033811
CAD066670902
CAR000017749
CAR000031641
CAD982482291
CAT000611517
CAD982038895
CAR000161653



National Biennial RCRA Hazardous Waste Report: Based on 2005 Data

CALIFORNIA

REPORTED RCRA SITES

EPA ID	Site Name	Location City	RCRA Tons Generated	RCRA Tons Managed
CAR000005942	HUSKO, INC.	MILPITAS	11	0
CAD008301947	HUTCHINSON SEAL CORPORATION	DOWNEY	86	0
CAD982471088	HY-TECH PLATING INC.	SAN CARLOS	6	0
CAD981568520	HYDRANAUTICS	SAN DIEGO	60	0
CAD981679053	HYDRANAUTICS	OCEANSIDE	110	0
CAR000047639	HYDROSEAL POLYMERS, INC.	RIVERSIDE	6	0
CAL000157478	HYDROSPIN	HUNTINGTON BEACH	77	77
CAR000014811	IAC INDUSTRIES	BREA	42	0
CAD980883292	IBM ALMADEN RESEARCH CENTER	SAN JOSE	14	0
CAR000018382	IDEXX REFERENCE LABS	WEST SACRAMENTO	4	0
CAR000078246	IDUN PHARMACEUTICALS	SAN DIEGO	13	0
CAR000103754	ILLUMINA, INC	SAN DIEGO	199	0
CAD080079601	IMATION CORP	CAMARILLO	281	0
CAR000155549	IMPAX LABORATORIES, INC., BLDG 3	HAYWARD	15	0
CAR000097188	IMPAX LABORATORIES, INC., BLDG. 2	HAYWARD	88	0
CAR000079756	IMPRESS USA, INC.	TERMINAL ISLAND	21	0
CAR000160556	IMPRESSIONS POLISHING AND PLATING	ORANGE	17	0
CAD067734186	INDALEX INC.	INDUSTRY	124	0
CAD982523896	INDALEX, INC	MODESTO	126	0
CAD053236022	INDALEX, INC.	WATSONVILLE	165	0
CAD981577976	INDEPENDENT FORGE CO.	ORANGE	11	0
CAD982526014	INDEPENDENT INK, INC	GARDENA	11	0
CAR000116913	INDUSTRIAL METAL PROCESSING INC.	SANTEE	1	0
CAD981449416	INDUSTRIAL PLATING COMPANY, INC.	SAN CARLOS	11	0
CAD008334781	INDUSTRIAL TECTONICS BEARING	COMPTON	253	0
CAR000157453	INDUSTRIAL ZINC PLATING CORPORATION	LONG BEACHS	1,186	0
CAR000111443	INFINERA CORPORATION	SUNNYVALE	29	0
CAD008342198	INNOVATIVE MICRO TECHNOLOGY	GOLETA	18	0
CAL000235074	INNOVATIVE ORGANICS	ANAHEIM	8	0
CAR000071761	INNOVENE POLYPROPYLENE LLC	CARSON	7	0
CAR000044669	INSIGHT DESIGNS	RIO VISTA	25	0
CAR000091793	INSITUFORM TECHNOLOGIES, INC.	BENICIA	26	0
CAD982464356	INTEGRATED DEVICE TECHNOLOGY, INC.	SANTA CLARA	64	0
CA7690390037	INTEGRATED SUPPORT COMMAND ALAMEDA	ALAMEDA	15	0
CAD047897855	INTEL CORPORATION - BOWERS CAMPUS	SANTA CLARA	81	0
CAD000626697	INTEL CORPORATION - D2 / MISSION CAMPUS	SANTA CLARA	302	0
CAD076053701	INTERMETRO INDUSTRIES CORPORATION	RANCHO CUCAMONGA	68	0
CAD044405603	INTERNATIONAL EXTRUSION CORPORATION	ALHAMBRA	32	0
CAD076208313	INTERNATIONAL RECTIFIER	EL SEGUNDO	44	0
CAT080010044	INTERPLASTIC CORPORATION	HAWTHORNE	566	527
CAD981632979	INTERSPACE BATTERY CORPORATION	WEST COVINA	668	169
CAL000280608	INTEVAC	FREMONT	2	0
CAL920375539	INTEVAC	SANTA CLARA	8	1
CAD981158546	INTL RECTIFIER HEXFET AMERICA FACILITY	TEMECULA	187	0
CAR000108027	INVITROGEN CORPORATION	CARLSBAD	14	0
CAD008391815	IPS CORPORATION	GARDENA	73	0
CAD982504458	ISIS PHARMACEUTICALS, INC	CARLSBAD	63	0
CAR000082875	ISIS PHARMACEUTICALS, INC.	CARLSBAD	10	0
CAL000261536	ISLAND PRINCESS, IMO# 9230402	SANTA CLARITA	7	0
CAT080033004	ISOLA BOWERS, LLP	SANTA ANA	4	0
CAD982519605	ISOLA USA	FREMONT	111	0
CAR000095612	ISU PETASYS, INC.	SYLMAR	174	0
CAL000282898	ITAL ART DESIGN	RANCHO DOMINGUEZ	24	0
CAD981388630	ITALIX COMPANY, INC.	SANTA CLARA	72	0
CAD049974231	ITT CANNON	SANTA ANA	130	0
CAL000200404	ITT CANNON, HUMBOLDT	LOS ANGELES	738	0
CAD982020448	IVY HILL PACKAGING	VERNON	7	4
CAD008306482	J & M ANODIZING	BURBANK	5	0

National Biennial RCRA Hazardous Waste Report: Based on 2005 Data

EPA ID	Site Name	
CAT080011604	KETTLEMEN COMPRESSOR STATION	AVENAL
CAD088504881	KINSBURSKY BROTHERS SUPPLY INC.	ANAHEIM
CAD981449614	KIRKHILL - TA CO.; KIRKHILL RUBBER CO.	BREA
CAD010715837	KMLT, LLC CARSON TERMINAL	CARSON
CAD000630053	KMLT, LLC LOS ANGELES HARBOR TERMINAL	SAN PEDRO
CAT080032550	KMLT, LLC RICHMOND TERMINAL	RICHMOND
CAD981394448	KNOTT'S BERRY FARM	BUENA PARK
CAR000019299	KOBE PRECISION INC	HAYWARD
CAT000625350	KOCH MEMBRANE SYSTEMS, INC.	SAN DIEGO
CAD004937793	KOP-COAT, INC.	VERNON
CA0000118596	KOSAN BIOSCIENCES, INC.	HAYWARD
CAD008284739	KOTOFF & COMPANY	EL MONTE
CAR000052662	KP MCNAMARA OF CA, INC	FONTANA
CAD981452915	KRYLER CORP.	FULLERTON
CAD982435026	KW PLASTICS OF CALIFORNIA	BAKERSFIELD
CAD008301467	KWIKSET CORPORATION	ANAHEIM
CAD047896097	KYOCERA AMERICA, INC.	SAN DIEGO
CAR000161026	L-3 COMMUNICATIONS ELECTRON TECHNOLOGIES	TORRANCE
CAD010710051	L-3 COMMUNICATIONS OCEAN SYSTEMS	SYLMAR
CAD056160336	L-3 COMMUNICATIONS, ELECTRON DEVICES DIV	SAN CARLOS
CAD982361172	L-3 COMMUNICATIONS-POWER PARAGON	ANAHEIM
CAD982052003	L. A. COUNTY, KING-DREW MED. CENTER	LOS ANGELES
CAD079605366	LA COUNTY HARBOR-UCLA MEDICAL CENTER	TORRANCE
CAD981163694	LA JOLLA PHARMACEUTICAL CO	SAN DIEGO
CAR000065128	LA PALOMA GENERATNG PLANT	MCKITTRICK
CA0000137893	LA VERNE PLANT	LA VERNE
CAD095615027	LAC+USC MEDICAL CENTER	LOS ANGELES
CAH111001024	LACDPW (HANSEN YARD)	LOS ANGELES
CAR000146720	LACMTA DIVISION 21	LOS ANGELES
CAD981576978	LACMTA REGIONAL REBUILD CENTER DIV-30	LOS ANGELES
CAD981400914	LACMTA SOUTH PARK DIV-14	LOS ANGELES
CAR000161257	LADWP - DS-145	LOS ANGELES
CAD000633180	LADWP - HARBOR GENERATING STATION	WILMINGTON
CAR000068031	LADWP ANTHONY OFFICE BUILDING	SUN VALLEY
CAD983613233	LADWP AQUEDUCT FILTRATION PLANT	LOS ANGELES
CAD983613159	LADWP BISHOP WATER YARD	BISHOP
CAR000154609	LADWP BUENA VISTA PUMP STATION	LOS ANGELES
CAD980125439	LADWP CASTAIC POWER PLANT	CASTAIC
CAD000633248	LADWP HAYNES GENERATING STATION	LONG POaACH Tj0.00 -10.12 TD(LOS ANGELES) Tj0.00 -10.08 TD(LOS ANGELES) T
CAD099450504	LADWP JOHN FERRARO BLDG	
CAD000633305	LADWP MAIN STREET CENTER	
CAD983613217	LADWP PALMETTO CONSTRUCTION HEADQUARTER	
CAL000042134	LADWP RECEIVING STATION D	
CAD983613324	LADWP STREETLIGHT MAINTENANCE HQ	
CAD980895999	LADWP SYLMAR CONVERTER STATION	
CAD000633065	LADWP VAN NUYS SERVICE CENTER	
CAD983613191	LADWP WEST VALLEY DIST. YARD	
CAR000002964	LAGRAPHICO	
CAD008383291	LAKELAND DEVELOPMENT COMPANY	
CAD982493009	LANMARK CIRCUITS, INC.	
CAR000151407	LAPD ELYSIAN PARK ACADEMY RANGE	
CAD981655244	LAPD MOTOR TRANSPORT-PIPER TECHNICAL CNT	
CAR000159921	LAUSD-186TH STREET ELEMENTARY	
CAR000161927	LAUSD-ACCUMULATION AREA	
CAD982021578	LAUSD-BANNING HIGH SCHOOL	
CAD981624794	LAUSD-BELMONT HIGH SCHOOL	
CAD982021594	LAUSD-BELVEDERE MIDDLE SCHOOL	
CAR000150318	LAUSD-BUILDING MOVING DEPARTMENT	

EPA ID

CAD097864235 LAUSD-BUSINESS SERVICES DIVISION
 CAD982043697 LAUSD-CAROLDALE AVE ELEMENTARY SCHOOL
 CAR000128868 LAUSD-CENTRAL LA NEW LC #1
 CAD982025199 LAUSD-CENTRAL SHOPS
 CAD982043804 LAUSD-CIMARRON AVE ELEMENTARY SCHOOL
 CAD982039554 LAUSD-CLAY MIDDLE SCHOOL
 CAD982043903 LAUSD-CRESCENT HTS BLVD ELEMENTARY
 CAD982043911 LAUSD-CRESTWOOD STREET ELEMENTARY
 CAD982024614 LAUSD-EAGLE ROCK ELEMENTARY SCHOOL
 CAR000149633 LAUSD-EAST VALLEY AREA NEW MS #1
 CAD981625627 LAUSD-EUCLID AVENUE ELEMENTARY SCHOOL
 CAD982039596 LAUSD-FLEMING MIDDLE SCHOOL
 CAD982024671 LAUSD-FREMONT HIGH SCHOOL
 CAD982045767 LAUSD-GRAND VIEW BLVD ELEMENTARY
 CAD982045825 LAUSD-HARDING STREET ELEMENTARY
 CAD982039653 LAUSD-IRVING MIDDLE SCHOOL
 CAR000126946 LAUSD-JEFFERSON NEW ES # 7
 CAR000145508 LAUSD-M&O 1
 CAD981423510 LAUSD-M&O 2
 CAD981423874 LAUSD-M&O 3
 CAD133111419 LAUSD-M&O 4
 CAD981423577 LAUSD-M&O 5
 CAD981625890 LAUSD-M&O 6
 CAD981625718 LAUSD-M&O 7
 CAD981423635 LAUSD-M&O 8
 CAD981423452 LAUSD-M&O PROJECTS UNIT NORTH
 CAD981423817 LAUSD-M&O PROJECTS UNIT SOUTH
 CAD982046146 LAUSD-MARIANNA AVE ELEMENTARY
 CAD982044026 LAUSD-MARKHAM INTERMEDIATE
 CAD982022584 LAUSD-NIGHTINGALE MIDDLE SCHOOL
 CAR000154245 LAUSD-OLD SOUTH GATE SITE
 CAR000128439 LAUSD-STATE ELEMENTARY SCHOOL
 CAD982039414 LAUSD-SYLMAR HIGH SCHOOL
 CAD982022725 LAUSD-VERMONT ELEMENTARY SCHOOL
 CAD981625536 LAUSD-WEST VALLEY OCCUPATIONAL CENTER
 CA4890008986 LAWRENCE BERKELEY NATIONAL LABORATORY
 CA2890090002 LAWRENCE LIVERMORE LAB SITE 300
 CA2890012584 LAWRENCE LIVERMORE NATIONAL LABORATORY
 CAR000059501 LBUSD FACILITIES MAINTENANCE DEPARTMENT
 CAD000626812 LEACH INTERNATIONAL CORPORATION
 CAD083585604 LEACH INTERNATIONAL CORPORATION
 CAD980694400 LEFIELL MANUFACTURING CO
 CAD983619677 LEINER HEALTH PRODUCTS
 CAR000123117 LENNAR MARE ISLAND, LLC
 CAR000052241 LENS TECHNOLOGY I, LLC
 CAD981665706 LENTHOR ENGINEERING, LLC
 CAC000025870 LEWIS INVESTMENT COMPANY
 CAC002587043 LEWIS INVESTMENT COMPANY
 CAT000624916 LIBBEY GLASS INC.
 CAD983654757 LIFESCAN, INC
 CAR000104414 LIFESPARC, INC
 CAR000005140 LIGAND PHARMACEUTICALS INCORPORATED
 CAR000156125 LIGHTING RESOURCES LLC
 CAD981420821 LINEAR TECHNOLOGY CORPORATION
 CAL000291739 LITTLE COMPANY OF MARY HOSPITAL
 CAD083007799 LITTON SYSTEMS, INC.
 CAD009679077 LM AERONAUTICS - PALMDALE, PLANT 10
 CA5570090048 LIGNER RESOURCES PALMDALE, SITE 2 (LAUSDLeV5Sz4S - PALMDAL Tj0.00 -1J00 -1.08E2 TL aLM ASAN PEDRIONAL CORPORATION)

National Biennial RCRA Hazardous Waste Report: Based on 2005 Data

CALIFORNIA

REPORTED RCRA SITES

EPA ID	Site Name	Location City	RCRA Tons Managed	
CA6570090047	LM AERONAUTICS - PALMDALE, SITE 7	PALMDALE	14	0
CAL000023942	LNL ANODIZING CO.	SUN VALLEY	7	0
CAD981453103	LOCKHART INDUSTRIES	PARAMOUNT	4	0
CAR000040303	LOCKHEED MARTIN MISSILES & FIRE CONTROL	GOLETA	9	0
CAD009125535	LOCKHEED MARTIN SPACE SYSTEMS COMPANY	SUNNYVALE	474	0
CAD009129354	LOCKHEED MARTIN SPACE SYSTEMS COMPANY	PALO ALTO	4	0
CAT080030877	LOMA LINDA UNIVERSITY	LOMA LINDA	0	2,656
CA0001004837	LOMPOC OIL & GAS PLANT	LOMPOC	2	0
CAD982441347	LONG BEACH CITATION SERVICE CENTER	LONG BEACH	11	0
CA2572890521	LONG BEACH CSMS	LONG BEACH	5	0
CAR000037705	LONG BEACH GENERATION LLC	LONG BEACH	10	0
CAD981386592	LONG BEACH MEMORIAL MEDICAL CENTER	LONG BEACH	2	0
CAL000129161	LONG BEACH MILLION AIR	LONG BEACH	14	0
CAD008344038	LONG BEACH PLATING CO INC	LONG BEACH	10	0
CAD008287732	LOS ANGELES CHEMICAL COMPANY	SOUTH GATE	184	0
CAD981576317	LOS ANGELES FIRE DEPARTMENT S & M	LOS ANGELES	14	0
CAD009520115	LOS ANGELES GALVANIZING	HUNTINGTON PARK	15	0
CAD981675911	LOS ANGELES INTERNATIONAL AIRPORT	LOS ANGELES	1,819	14
CAR000156653	LOS ANGELES POLICE DEPT HARBOR RANGE	SAN PEDRO	20	2
CAR000096867	LOWES HIW INC. NO. 966	PERRIS	4	0
CAL000135806	LTD CERAMICS INC.	NEWARK		0
CAD981690019	LUBECO, INC.	LONG BEACH		0
CAD008345464	LUNDAY-THAGARD COMPANY	SOUTH GATE		0
CAD064483704	LUXFER GAS CYLINDERS	RIVERSIDE		0
CAD981576150	M-FLEX, INC	ANAHEIM		0
CAD981447873	M-I SWACO	BAKERSFIELD		0
CAC002588915	M. HOUSE FAMILY LIMITED PARTNERSHIP	EL CAJON		0
CAD008317422	M.C. GILL CORPORATION	EL MONTE		0
CAL000269150	M/S ECSTASY	LONG BEACH		0
CAL000269148	M/S ELATION	LONG BEACH		0
CAD008335812	MAGNA PLATING	BURBANK		0
CAD981681075	MAGNETIC METALS CORP.	ANAHEIM		0
CAD008254807	MANHATTAN GATEWAY SHOPPING CENTER	MANHATTAN BEACH		0
CAD981967797	MARCEL ELECTRONICS INTERNATIONAL	ORANGE		0
CA4570024527	MARCH AIR RESERVE BASE	MARCH AIR RESERVE BAS		0
CAD055766422	MARCHEM TECHNOLOGIES, LLC	LONG BEACH		0
CAL000174029	MARIN FILMWORKS	SAN RAFAEL		0
CA8170024261	MARINE CORPS LOGISTICS BASE, BARSTOW	BARSTOW		0
CA8170090023	MARINE CORPS LOGISTICS BASE, BARSTOW	BARSTOW		0
CA5170022573	MARINE CORPS RECRUIT DEPOT	SAN DIEGO		0
CAD981686330	MARKLAND MANUFACTURING, INC.	SANTA ANA		0
CAD981625460	MARSHALL HIGH SCHOOL	LOS ANGELES		0
CAD981390974	MARTIN SERVICE CENTER	DALY CITY		0
CAR000015313	MARTINEZ CATALYST PLANT	MARTINEZ		0
CAC002588185	MARY REICH	FRESNO		0
CAL000253077	MATERIA, INCORPORATED	PASADENA		0
CAD053046959	MATHESON TRI-GAS	NEWARK		0
CAR000150284	MAXDEM INCORPORATED	SAN DIMAS		0
CAD981997281	MAXIM INTEGRATED PRODUCTS	SAN JOSE		0
CAC002588381	MAXWELL PROPERTIES LP	EL CAJON		0
CAD980638050	MAXWELL TECHNOLOGIES, INC	SAN DIEGO		0
CA0170090013	MCAGFTFC, MCAGCC	TWENTYNINE PALMS		0
CA9170024740	MCAS MIRAMAR	SAN DIEGO		0
CAD008482242	MCCANNS ENGINEERING AND MFG. CO.	LOS ANGELES		96
CAD028505212	MCCONNELL CABINETS INC	CITYOF INDUSTRY		0
CAD009220898	MCCORMICK SELPH INC.	HOLLISTER		14
CAD981688344	MCDONALD ISLAND COMPRESSOR STATION	HOLT		0
CAD982467011	MCDONNELL DOUGLAS CORP.	LONG BEACH		0

National Biennial RCRA Hazardous Waste Report: Based on 2005 Data

SUNNYVALE
SUNNYVALE
SUNNYVALE

SUNNYVALE
SUNNYVALE

EPA ID	Site Name	
CAD050348747	MCGUIRE FURNITURE CO.	SAN FRANCISCO
CAC002581439	MCMILLIN LAND	FALLBROOK
CAR000001735	MDC/AGC RANCHO CORDOVA SITE	SUNNYVALE RANCHO CORDOVA
CAL000191616	MEDAREX	MILPITAS SUNNYVALE
CAL000256265	MEDAREX	SUNNYVALE
CAL000105021	MEDIA FACTORY INC.	FREMONT SUNNYVK
CAR000145623	MEDICAL ANALYSIS SYSTEMS	CAMARILLO
CAR000075770	MEDTRONIC MINIMED	NORTHRIDGE
CAL000113432	MEDTRONIC VASCULAR	SANTA ROSA
CAR000019984	MEDTRONIC VASCULAR	SANTA ROSA
CAD048476683	MEL BERNIE & CO. INC.	BURBANK
CAD981382237	MELLES GRIOT	CARLSBAD
CAL000008115	MERCURY PLASTICS	CITY OF INDUSTRY
CAL000051065	MERRY X-RAY CORP	SOUTH SAN FRANCISCO
CAD059498899	META TECHNOLOGIES INC.	MOUNTAIN VIEW
CAR000015305	METABASIS THERAPEUTICS, INC.	SAN DIEGO
CAD057470064	METAL COATERS OF CALIFORNIA, INC	RANCHO CUCAMONGA
CAR000068007	METAL FINISHING MARKETERS, INC.	LOS ANGELES
CAD008358145	METAL SURFACES, INC.	BELL GARDEN SUNNYVALE
CAD983639089	METCALF SUBSTATION AND GC YARD	SAN JOSE SUNNYVK
CAD077182293	METECH INTERNATIONAL, LLC	GILROY
CAL000281087	METRO AUTO DISMANTLING	WOODLAND
CAD009103763	MEURY COPPERATION, WESTERN OPERATION	MENLO PARK SUNNYVALE
CAR000100180	MICEL INC.	ANAHEIM
CAD981429699	THE MICHAELS FURNITURE COMPANY	SACRAMENTO
CAD056366289	MICREL SEMICONDUCTOR	SAN JOSE
CAD982402570	MICRO CHEM INC	SANTA CLARA SUNNYVALE
CAL000203060	MICRO CRYSTAL TECHNOLOGIES, INC.	TEMECULA
CAD057328551	MICRO Matic USA, INC.	NORTHRIDGE SUNNYVALE
CAD054784277	MICRO-MODE PRODUCTS, INC.	EL CAJON
CAL000125099	MICROMETALS INC.	ANAHEIM
CAL000045229	MID VALLEY ANODIZING	BURBANK
CAD004295572	MID WEST FABRICATING CO.	SANTA FE SPRINGS SUNNYVALE
CAD982525016	MIDWAY SUNSET COGENERATION COMPANY	FELLOW RANCHO CORDOVA
CAD982444416	MILLBRAE SUBSTATION	MILLBRAE
CA0000138313	MILLS FILTRATION PLANT	SANTA FER.-12 T1
CAD078769643	MILLS HEALTH CENTER	SUNNYVALE
CAT080033939	MIMIX BROADBAND, INC	
CAL000191441	MISSION BELL MANUFACTURING, INC.	SUNNYVALE
CAD981620594	MITCHELL LABORATORIES	
CAD983608514	MK MAGNETICS	
CAR000001636	MMC TECHNOLOGY - FREMONT	SUNNYVALE
CAD008250383	MODERN PLATING COMPANY	
CA0001037498	MODTECH HOLDINGS, INC.	SUNNYVALE
CAD000080051	MOHAWK LABORATORIES DIV OF NCH CORP	
CAD008332439	MOLE-RICHARDSON CO	SUNNYVK FALLBROOK
CAD009539321	MOLYCORP, INC.	FALLBROOK
CAD982409351	MONARCH LITHO, INC.	BENNINGDALE
CAD990667198	MONOGRAM AEROSPACE	SUNNYVALE
CAL000284803	MONOGRAM AEROSPACE	SUNNYVALE
CAR000096081	MONSCHEIN INDUSTRIES, INC.	SUNNYVALE SUNNYVALE SUNNYVALE SUNNYVALE SUNNYVALE
CAL000079222	MONTICELLI PAINTING AND DECORATING, INC.	SUNNYVALE
CAD982437089	MOOG AIRCRAFT GROUP TORRANCE OPERATIONS	SUNNYVALE
CAD982356222	MOORE PRINTED CIRCUITS, INC	
CAD041316241	MOORE WALLACE NORTH AMERICA, INC.	
CAL000074805	MORAVEK BIOCHEMICALS, INC	
CAL000089263	MORENO VALLEY RWRf	
CAD050674506	MORGAN ADVANCED CERAMICS	

SUNNYVALE Suf(Site Name) TjORRA Tons.08 TD(SUN9.60DENS) and
SUNNYVALE Suf(Site Name) TjLocation City14.40 T48.3F1 8.00 Tf(SAN FRAN

National Biennial RCRA Hazardous Waste Report: Based on 2005 Data

National Biennial RCRA Hazardous Waste Report: Based on 2005 Data

CAD983647520
CAD041684838
CAL000268984
CAD980881478
CAD980881981
CAD981631443
CAD982416505
CAD982476582
CAL912323633
CAT080020779
CAT080021033
CAT080021975
CAT080023948
CAT080023955
CAT080030067
CAR000103069
CAR000017145
CAR000159616
CAD049091218
CAD052839925
CA0000047258
CAO000047258
CAD981390479
CAD000628420
CAD981171598
CAD056588403
CAD008252405
CAD053854451
CAD98249577
CAD008252405
CAR000160470
CAD053854451
CAR000130625

CAD988371003
CAD008252405

CAD001968625
CA0080034882
CAR000195443
CAD049094597
CA1000161604
CA1038638543

CAD049057944
CA1982461661
CAD041670894
CAR000157818



National Biennial RCRA Hazardous Waste Report: Based on 2005 Data

CALIFORNIA

REPORTED RCRA SITES

EPA ID	Site Name	Location City	RCRA Tons Managed	
CAD981583404	PRECISION TUBE BENDING, INC.	SANTA FE SPRINGS	2	0
CAD981977200	PRESIDIO COMPONENTS, INC	SAN DIEGO	25	2
CAR000042770	PRESIDIO TRUST	SAN FRANCISCO	11	0
CAD008384190	PRICE PFISTER, INC.	PACOIMA	2,079	0
CAD044403376	PRIME MEASUREMENT PRODUCTS LLC	CITY OF INDUSTRY	Tf(REPORTED RCRA SITE)	ESBMLTfE88 61
CAD981635741	PRIME PLATING	SUN VALLEY		0
CAD981573108	PRIME TECHNOLOGY	COSTA MESA		0
CAR000162149	PRIME WHEEL CORPORATION	HARBOR CITY		0
CAR000058065	PRINTRONIX, INC.	IRVINE		0
CAD983616855	PROCESS SPECIALTIES, INC.	TRACY		0
CAC002578176	THE PROCTER & GAMBLE DISTRIBUTING COMP.	CHINO		0
CAD981619885	PROFESSIONAL COMMUNITY MANAGEMENT	LAGUNA WOODS		0
CAC002587083	PROFESSIONAL PAINT CENTER	WALNUT CREEK		0
CAR000170902	PROGRESS VANGUARD CORPORATION	ROCKLIN		0
CAD982501983	PROMEGA BIOSCIENCES, INC.	SAN LUIS OBISPO		0
CAD108148958	PROVIDENCE SAINT JOSEPH MEDICAL CENTER	BURBANK		0
CAR000065060	PTI TECHNOLOGIES INC.	OXNARD		0
CAD983570938	PUENTE HILLS LANDFILL	WHITTIER		0
CAL000123594	PURETEK CORPORATION	SAN FERNANDO		0
CAD981382401	PYCON INC.	SANTA CLARA		0
CAR000153221	QB REBUILDERS, INC.	STOCKTON		0
CAR000020875	QMECT, INC.	UNION CITY		0
CAD008506065	QUAKER CITY PLATING/SILVERSMITH	WHITTIER		161
CAL000292893	QUAKER OATS COMPANY	FULLERTON		0
CAL000142550	QUALEX INC	SACRAMENTO		0
CAR000114132	QUALITY CONTROL PLATING	ONTARIO		0
CAD981685498	QUALITY FINISHING INC	SUN VALLEY		0
CAD982011850	QUALITY PLATING COMPANY	SAN JOSE		0
CAR000072124	QUALITY TUBULAR SERVICES	BAKERSFIELD		0
CAD047788872	QUALTECH BACKPLANE INC.	SANTA ANA		0
CAR000450022	QUALTECH CIRCUITS	SANTA CLARA		0
CAD981454192	QUEBECOR WORLD MERCED DIVISION	MERCED		0
CAD066233966	QUEMETCO, INC.	CITY OF INDUSTRY		174,510
CAD007965007	QUEST DIAGNOSTICS	VAN NUYS		0
CAD062063375	QUEST DIAGNOSTICS	TARZANA		0
CAD982318040	QUEST DIAGNOSTICS	TARZANA		0
CAD982436412	QUEST DIAGNOSTICS / NICHOLS INSTITUTE	SAN JUAN CAPISTRANO		0
CAD982519506	R SQUARED CIRCUITS INC.	FOLSOM		0
CAR000149674	R. T. VANDERBILT CO., INC.	SANTA FE SPRINGS		0
CAL000258515	RAINBO RECORDS MFG CORP	CANOGA PARK		0
CAL000143424	RALPHS GROCERY COMPANY RIVERSIDE 465	RIVERSIDE		0
CAD008330318	RAMCAR BATTERIES, INC	COMMERCE		0
CAC002598194	RANCHO CALIFORNIA WATER DISTRICT W122	TEMECULA		0
CAC002598193	RANCHO CALIFORNIA WATER DISTRICT	TEMECULA		0
CAC002590699	RANCHO CALIFORNIA WATER DISTRICT 109/143	TEMECULA		0
CAC002598192	RANCHO CALIFORNIA WATER DISTRICT CAL OAK	MURRIETA		0
CAC002595084	RANCHO CALIFORNIA WATER DISTRICT ELM ST.	MURIETTA		0
CAC002505733	RANCHO CALIFORNIA WATER DISTRICT W126	TEMECULA		0
CAC002588327	RANCHO CALIFORNIA WATER DISTRICT W235	TEMECULA		0
CAD000633230	RAYTHEON COMPANY, SAS	EL SEGUNDO		0
CAD981571714	RAYTHEON COMPANY, SAS	EL SEGUNDO		0
CAT080010853	RAYTHEON COMPANY, SAS	EL SEGUNDO		0
CAD028260297	RAYTHEON VISION SYSTEMS	GOLETA		0
CAL000115693	RB DESIGN INC	ESCONDIDO		0
CA7210020759	RBAAP	RIVERBANK		0
CAD046057063	RBC TRANSPORT DYNAMICS CORPORATION	SANTA ANA		0
CAC002597174	REACH 4, SUN CITY RWRf	SUN CITY		0
CAC002584783	THE REAGAN RANCH CENTER	SANTA BARBARA		0

National Biennial RCRA Hazardous Waste Report: Based on 2005 Data

EPA ID	Site Name	
CAD066113465	SAFETY-KLEEN SYSTEMS, INC.	FRESNO
CAT000613893	SAFETY-KLEEN SYSTEMS, INC.	EL MONTE
CAT000613927	SAFETY-KLEEN SYSTEMS, INC.	HIGHLAND
CAT000613935	SAFETY-KLEEN SYSTEMS, INC.	LOS ANGELES
CAT000613943	SAFETY-KLEEN SYSTEMS, INC.	ROHNERT PARK
CAT000613968	SAFETY-KLEEN SYSTEMS, INC.	SALIDA
CAT000613976	SAFETY-KLEEN SYSTEMS, INC.	SANTA ANA
CAC002588403	SAILING VESSEL IRVING JOHNSON NO 1136215	SAN PEDRO
CAD072945850	SAINT JOHN'S HEALTH CENTER	SANTA MONICA
CAT000624288	SAINT-GOBAIN CONTAINERS, INC MAYWOOD	LOS ANGELES
CAD008368458	SAINT-GOBAIN CONTAINERS, INC. EL MONTE	EL MONTE
CAR000012799	SAINT-GOBAIN SEMICONDUCTOR - ECT	SAN JOSE
CAL000180493	SAKURA FINETEK USA, INC	TORRANCE
CAD983663600	SALTON SEA POWER UNIT 3	CALIPATRIA
CAD983663634	SALTON SEA POWER UNITS 1 AND 2	CALIPATRIA
CAL000213541	SAN BERNARDINO INTERNATIONAL AIRPORT AND	SAN BERNARDINO
CAC002589042	SAN CARLOS PLAZA / REN RENZEL	SAN JOSE
CAD008230849	SAN DIEGO GALVANIZING, INC.	SAN DIEGO
CAD980636682	SAN DIEGO GAS & ELECTRIC - KEARNY	SAN DIEGO
CAD981168222	SAN DIEGO GAS & ELECTRIC - RAINBOW COMP	FALLBRON(FREI2MBRON(FREI2MBRON(FREI2MBROta CRUZ BIOTECHNOLOGY, IN
CAT000618934	SAN DIEGO GAS & ELECTRIC - SILVERGATE	
CAD981168107	SAN DIEGO GAS & ELECTRIC-MIRAMAR	
CAC002577707	SAN DIEGO UNIFIED PORT DISTRICT	
CAD980882096	SAN DIEGO UNIFIED PORT DISTRICT	
CAD980673198	SAN DIEGO V.A. HEALTH CARE SYSTEM	
CAD982011629	SAN FRANCISCO STATE UNIVERSITY	
CAD982030892	SAN FRANCISCO STATE UNIVERSITY	
CAD981983398	SAN GABRIEL VALLEY NEWSPAPER GROUP	
CAD982002412	SAN JOAQUIN DELTA COLLEGE	
CAD981164320	SAN JOSE CREEK LABORATORY	
CAT080031206	SAN JOSE STATE UNIVERSITY	
CAD981578156	SAN RAFAEL SERVICE CENTER	
CA2890012923	SANDIA NATIONAL LABORATORIES / CA	
CAL000200643	SANMINA- SCI	
CA0000336586	SANMINA-SCI CORPORATION	
CAD981572803	SANMINA-SCI PLANT # 4	
CAD082902859	SANMINA-SCI PLANT #1	
CAD031546393	SANMINA-SCI PLANT 20	
CAD077191039	SANTA CLARA PLATING CO., INC.	
CAD085310415	SANTA CLARA VALLEY MEDICAL CENTER	
CAL000041549	SANTA CLARA VALLEY WATER DISTRICT - PWTP	
CAD980694764	SANTA CLARA VTA CERONE DIVISION	
CAD980694822	SANTA CLARA VTA GUADALUPE DIVISION	
CAR000146019	SANTA CRUZ BIOTECHNOLOGY, INC.	
CAD981381957	SANTA ROSA SERVICE CENTER	
CAL000220003	SANTEC, INC.	
CA9909228186	SAPPHIRE PRINCESS, IMO# 9228186	
CAC002588733	SARA CONNER COURT	
CAL000091798	SARATOGA HIGH SCHOOL	
CAD008322737	SARGENT FLETCHER INC.	
CAD990806523	SAV-ON PLATING INC.	
CAD057731812	SCALED COMPOSITES	
CAD000630921	SCE - SAN ONOFRE -PLANT	
CAD983629650	SCE- SAN ONOFRE - MESA	
CA0000133868	SCHNEIDER NATIONAL, INC	
CAD981642572	SCHUFF - PACIFIC INC	
CAR000148692	SCIOS INC	
CAR000130336	SCJ WAREHOUSING OPERATION	

CAR000159517
CAD028762953
CAR000013508
CAD981687221
CAD981463540
CAD982402315
CAL000311135
CAD048456941
CAD981997398
C - SA RCMENT 099
CAR000065573
CAD047784574
CAT080022171
CAL000171514
CAD983604612
CAD981372170
CAL000295067
CA0000149492
CAR000155218
CAT080011232
C TERMINAL 99
CAT080011125
CAT080011208
CAD067618389
CAT080011133
CAT080011141
CAD080912587
CASON TERMINAL 99
CAT080033962
CAT000625111
CAT080011216
CAD063566152
CAL000122699
CAD066676123
CAP000158527
CNERAS PUMPS
CAD000626127
CAD028430999
CAD009164021
CAD983670340
CAP000158535
CAR000122127
CAR000122317
CAD983603879
CAR000093070
CAR000089243
CAR000079863
CAR000127175
CAR000087957
CAR000111252
CAD981435936
CAR000126383
CAR000087965
CAR000109967
CAR000126607
CAN4N7335573
CAD981053879
CAR000146514
CAR000843021
CAR000560879
CAR000555999
CAD9802484ta

National Biennial RCRA Hazardous Waste Report: Based on 2005 Data

CALIFORNIA

REPORTED RCRA SITES

EPA ID	Site Name	Location City	RCRA Tons Generated	RCRA Tons Managed
CAD981402878	SHELL SERVICE STATION - 135282	FAIRFIELD	2	0
CAR000127266	SHELL SERVICE STATION - 135304	FRESNO	3	0
CAR000127274	SHELL SERVICE STATION - 135305	FRESNO	2	0
CAD981400781	SHELL SERVICE STATION - 135345	HALF MOON BAY	1	0
CAD981466477	SHELL SERVICE STATION - 135357	HEMET	1	0
CAR000130575	SHELL SERVICE STATION - 135399	LAFAYETTE	3	0
CAR000126250	SHELL SERVICE STATION - 135438	LENNOX	8	0
CAD981402993	SHELL SERVICE STATION - 135441	LIVERMORE	3	0
CAD981405723	SHELL SERVICE STATION - 135449	LONG BEACH	4	0
CAR000126276	SHELL SERVICE STATION - 135454	LONG BEACH	10	0
CAD981674708	SHELL SERVICE STATION - 135455	LONG BEACH	4	0
CAR000118810	SHELL SERVICE STATION - 135470	LOS ANGELES	2	0
CAD981404783	SHELL SERVICE STATION - 135474	LOS ANGELES	6	0
CAR000115162	SHELL SERVICE STATION - 135488	LOS ANGELES	5	0
CAR000108449	SHELL SERVICE STATION - 135567	LYNWOOD	15	0
CAD980888176	SHELL SERVICE STATION - 135604	MODESTO	3	0
CAD981402142	SHELL SERVICE STATION - 135640	NAPA	3	0
CAR000126565	SHELL SERVICE STATION - 135650	NEWHALL	10	0
CAD981400393	SHELL SERVICE STATION - 135673	NOVATO	5	0
CAR000126037	SHELL SERVICE STATION - 135707	ONTARIO	1	0
CAR000127563	SHELL SERVICE STATION - 135766	PINEDALE	2	0
CAD981459662	SHELL SERVICE STATION - 135777	PLACERVILLE	2	0
CAR000097279	SHELL SERVICE STATION - 135824	RIVERSIDE	1	0
CAD981459621	SHELL SERVICE STATION - 135845	SACRAMENTO	4	0
CAR000127712	SHELL SERVICE STATION - 135850	SACRAMENTO	2	0
CAR000113753	SHELL SERVICE STATION - 135857	SACRAMENTO	2	0
CAD981460520	SHELL SERVICE STATION - 135858	SACRAMENTO	3	0
CAR000127720	SHELL SERVICE STATION - 135862	SACRAMENTO	1	0
CAR000075853	SHELL SERVICE STATION - 135897	SAN DIEGO	2	0
CAD981401003	SHELL SERVICE STATION - 135971	SAN FRANCISCO	77	0
CAR000114017	SHELL SERVICE STATION - 135978	SAN FRANCISCO	3	0
CAR000098749	SHELL SERVICE STATION - 135983	SAN JOSE	2	0
CAR000095067	SHELL SERVICE STATION - 135991	SAN JOSE	2	0
CAR000130419	SHELL SERVICE STATION - 136029	SAN MATEO	3	0
CAR000130401	SHELL SERVICE STATION - 136050	SAN RAMON	2	0
CAD981404742	SHELL SERVICE STATION - 136065	SANTA BARBARA	4	0
CAR000127340	SHELL SERVICE STATION - 136070	SANTA CLARA	5	0
CAR000120659	SHELL SERVICE STATION - 136076	SANTA CRUZ	4	0
CAD981404890	SHELL SERVICE STATION - 136087	SANTA MONICA	1	0
CAR000120642	SHELL SERVICE STATION - 136090	SANTA ROSA	2	0
CAR000122184	SHELL SERVICE STATION - 136102	SCOTTS VALLEY	4	0
CAD981460561	SHELL SERVICE STATION - 136114	SHINGLE SPRINGS	1	0
CAR000125906	SHELL SERVICE STATION - 136123	SOUTH EL MONTE	3	0
CAD103142212	SHELL SERVICE STATION - 136137	STANTON	9	0
CAD981460330	SHELL SERVICE STATION - 136141	STOCKTON	3	0
CAD981460033	SHELL SERVICE STATION - 136143	STOCKTON	4	0
CAD981459738	SHELL SERVICE STATION - 136146	STOCKTON	4	0
CAR000126433	SHELL SERVICE STATION - 136230	VENICE	3	0
CAD981466170	SHELL SERVICE STATION - 136240	VISALIA	3	0
CAD000626655	SHELL SOLAR INDUSTRIES LP	CAMARILLO	4,431	0
CA0000270924	SHERWIIN WILLIAMS	SANTA FE SPRINGS	7	0
CAR000031716	SHERWIN WILLIAMS CHEMICAL COATINGS	SAN DIEGO	33	0
CAD003934601	SHERWIN-WILLIAMS	EMERYVILLE	35	0
CAD044331130	THE SHERWIN-WILLIAMS CO., PRO-LINE PAINT	SAN DIEGO	32	0
CAD982636366	THE SHERWIN-WILLIAMS COMPANY	VICTORVILLE	131	0
CAD982417214	SHIELD PACKAGING OF CALIFORNIA INC	CHINO	44	0
CAR000072686	SHUTTERFLY.COM	HAYWARD	736	0
CAR000009498	SICOR PHARMACEUTICALS, INC.	IRVINE	72	0

National Biennial RCRA Hazardous Waste Report: Based on 2005 Data

EPA ID	Site Name	
CAD981449739	SIEMENS MEDICAL SOLUTIONS, ULTRASOUND DI	CANOGA PARK
CA0001037902	SIERRA ALUMINUM COMPANY	FONTANA
CAD982030678	SIERRA ALUMINUM COMPANY	FONTANA
CA5210020843	SIERRA ARMY DEPOT	HERLONG
CAD097025779	SIERRACIN/SYLMAR CORPORATION	SYLMAR
CAD073774606	SIERRAPINE LTD., ROCKLIN DIVISION	ROCKLIN
CAD058866166	SIGMA PLATING COMPANY, INC.	LA PUENTE
CAR000122242	SIGNAL PHARMACEUTICALS LLC	SAN DIEGO
CAD982447021	SILGAN CONTAINERS MFG. CORP., ANTIOCH	ANTIOCH
CAD066106097	SILGAN CONTAINERS MFG. CORP., RIVERBANK	RIVERBANK
CAD980884811	SILGAN CONTAINERS MFG. CORP., STOCKTON	STOCKTON
CAD982501066	SILICON MICROSTRUCTURES, INC	MILPITAS
CAL000248749	SILICON RECYCLING SERVICES	CAMARILLO
CAD983598996	SILICON VALLEY ELECTRO PLATING (SEPCO)	MILPITAS
CAD009159781	SIMPSON COATINGS GROUP INC	SOUTH SAN FRANCISCO
CAL000189683	SIPEX CORPORATION	MILPITAS
CAR000009720	SIPIX IMAGING, INC	MILPITAS
CAR000112532	SIPIX IMAGING, INC.	FREMONT
CAR000103259	SITE "A"	TORRANCE
CAD009548942	SIZE CONTROL PLATING CO., INC.	LA PUENTE
CAD981981426	SJ VALLEY PLATING	SANTA CLARA
CAD981425598	SKINNER FILTRATION PLANT	WINCHESTER
CAR000084111	SKYEPHARMA INC.	SAN DIEGO
CAD062525985	SKYWORKS SOLUTIONS, INC	NEWBURY PARK
CAR000053546	SKYWORKS SOLUTIONS, INC - NEWBURY PARK	NEWBURY PARK
CAD983608183	SMITHS AEROSPACE	SANTA ANA
CAD000625939	SMUD CORPORATION YARD	SACRAMENTO
CAD000626010	SMUD RANCHO SECO FACILITY	HERALD
CAD076055326	SMURFIT - STONE CONTAINER ENTERPRISES	IRVINE
CAD981990401	SO CAL EDISON BIG CREEK # 8 PH	ROSEMEAD
CAD981689912	SO CAL EDISON CATALINA SERVICE CENTER	AVALON
CAD045530821	SO CAL EDISON INVESTMENT & RHMD	ALHAMBRA
CAD980881775	SO CAL EDISON MONTEBELLO CSO/AUTO	MONTEREY PARK
CAD981694870	SO CAL EDISON RECTOR SUBSTATION	VISALIA
CAD981681679	SO CAL EDISON SANTA BARBARA CSO/AUTO	GOLETA
CAD981689730	SO CAL EDISON SHOP SERVICES & INSTRUMENT	WESTMINSTER
CAD981693708	SO CAL EDISON VINCENT SUBSTATION	PALMDALE
CAD980816466	SO CAL EDISON VISALIA POLEYARD	VISALIA
CAT000626549	SOLAR TURBINES - KEARNY MESA FACILITY	SAN DIEGO
CAD008314908	SOLAR TURBINES INCORPORATED - HARBOR DR.	SAN DIEGO
CAD983639881	SOLECTRON, CALIFORNIA, B2	MILPITAS
CAD983639352	SOLECTRON, CALIFORNIA, B3	MILPITAS
CAD008489981	SONIC PLATING INC	SANTA FE SPRINGS
CAR000010975	SONIC PLATING INC	GARDENA
CAD060125242	SONOMA DEVELOPMENTAL CENTER	ELDRIDGE
CAD982508426	SONOMA STATE UNIVERSITY	ROHNERT PARK
CAD061602355	SONY ELECTRONICS INC.	SAN DIEGO
CAD054866637	SONY PICTURES STUDIOS	CULVER CITY
CAD008261737	SORENSEN ENGINEERING, INC.	YUCAIPA
CAR000143024	SOUTH BAY CHROME	SANTA ANA
CAD982358368	SOUTH BAY CIRCUITS, INC, #1	SAN JOSE
CAR000018010	SOUTH COAST CIRCUITS, INC	SANTA ANA
CAD981976178	SOUTH COAST RESEARCH & EXTENSION CENTER	IRVINE
CAP000155267	SOUTHERN CAL. GAS CO - NEWB. SPGS. MTR.	NEWBERRY SPRINGS
CAD981422686	SOUTHERN CALIFORNIA GAS CO - BLYTHE	BLYTHE
CAD981423403	SOUTHERN CALIFORNIA GAS CO - BREA	BREA
CAR000041095	SOUTHERN CALIFORNIA GAS CO - DEVORE	DEVORE
CAD981422447	SOUTHERN CALIFORNIA GAS CO - GOLETA	GOLETA

National Biennial RCRA Hazardous Waste Report: Based on 2005 Data

EPA ID	Site Name	Location City	
CAR000151613	SOUTHERN CALIFORNIA GAS CO - HADLEY ST	WHITTIER	0
CAD981423288	SOUTHERN CALIFORNIA GAS CO - NEWBERRY SP	NEWBERRY SPRINGS	0
CAT000625137	SOUTHERN CALIFORNIA GAS CO - PICO RIVERA	PICO RIVERA	0
CAT000625194	SOUTHERN CALIFORNIA GAS CO - PLAYA DEL R	PLAYA DEL REY	0
CAD981423353	SOUTHERN CALIFORNIA GAS CO - QUIGLEY STA	NEWHALL	0
CAL000141864	SOUTHERN CALIFORNIA GAS CO - VALENCIA	VALENCIA	0
CAD981422504	SOUTHERN CALIFORNIA GAS CO - VENTURA	VENTURA	0
CAD981422926	SOUTHERN CALIFORNIA GAS CO - VICTORVILLE	VICTORVILLE	0
CAR000165241	SOUTHERN CALIFORNIA GAS CO -WESTRN TERM	LOS ANGELES	0
CAP000161315	SOUTHERN CALIFORNIA GAS CO-REDLANDS MGP	REDLANDS	0
CAL000144022	SOUTHWEST MILL AND LUMBER	SUN VALLEY	0
CAD008331506	SOUTHWEST PLATING COMPANY	LOS ANGELES	0
CA1170090616	SOUTHWEST REGIONAL MAINTENANCE CENTER	SAN DIEGO	0
CA3170090614	SOUTHWEST REGIONAL MAINTENANCE CENTER	SAN DIEGO	0
CA4170090613	SOUTHWEST REGIONAL MAINTENANCE CENTER	SAN DIEGO	0
CAD000030528	SPACE SYSTEMS / LORAL	PALO ALTO	0
CAT080034234	SPANSION LLC	SUNNYVALE	0
CA0000066373	SPAWAR (AF PLANT 19)	SAN DIEGO	0
CAR000046276	SPECIAL DEVICES, INCORPORATED	MOORPARK	0
CAD981391873	SPECIALTY EXTRUSION CORP	FULLERTON	0
CAD982464315	SPECIALTY FINISHES COMPANY	FONTANA	0
CAD092606102	SPECIFIC PLATING COMPANY	PALO ALTO	0
CAR000008417	SPECTRA-PHYSICS	OROVILLE	0
CAD008262602	SPECTROLAB, INC - A BOEING COMPANY	SYLMAR	0
CAR000088690	SPECTRUM CUSTOM DESIGN	DESERT HOT SPRINGS	0
CAL000205562	SPECTRUM LABORATORIES, INC.	RANCHO DOMINGUEZ	0
CAR000054056	SPECTRUM PLATING CO.	TORRANCE	0
CAR000158303	SPECTRUM PLATING CO.	LOS ANGELES	0
CAD021221304	SPEEDY CIRCUITS A DIV OF PJC TECH, INC	HUNTINGTON BEACH	0
CAD008308520	SPENCE ELECTROPLATING	BURBANK	0
CAD980881098	SPRIG CIRCUITS, INC.	VACAVILLE	0
CAD981688146	SPRIG CIRCUITS, INC. DBA CIRCUIT LAM SC	SANTA CLARA	0
CAD008266892	SPS TECHNOLOGIES, LLC	SANTA ANA	0
CAL000263794	SPX COOLING TECHNOLOGIES	STOCKTON	0
CAD000097238	SRI INTERNATIONAL	MENLO PARK	0
CAR000009134	SS CAPE ISABEL	LONG BEACH	0
CAL000182109	ST HELENA MGP SITE	SAINT HELENA	0
CAL000208391	ST JOHN'S REGIONAL MEDICAL CENTER	OXNARD	0
CAD096882865	STAINLESS MICRO - POLISH , INC	ANAHEIM	0
CAL000277168	STANDARD METALS	LONG BEACH	0
CAR000032854	STANFORD HOSPITAL & CLINICS	PALO ALTO	0
CA8890016126	STANFORD LINEAR ACCELERATOR CENTER	MENLO PARK	0
CAD982049439	STANFORD UNIVERSITY	STANFORD	0
CAL000261297	STAR PRINCESS, IMO# 9192363	SANTA CLARITA	0
CAD051980365	STATEK CORPORATION	ORANGE	0
CAC002591845	STAUFFER MANAGEMENT COMPANY LLC	CARSON	0
CAD076941103	STAUFFER MANAGEMENT COMPANY LLC	CARSON	0
CAD060762432	STEELSCAPE, INC.	RANCHO CUCAMONGA	0
CAD983613019	STEELSCAPE, INC.	RICHMOND	0
CAD046590162	STEPAN COMPANY	ANAHEIM	0
CAL000111052	STERIGEICS US, LLC - ON	ONTARIO	0
CAL000285524	STERIGENICS US, LLC - LOS ANGELES	LOS ANGELES	0
CAL000285525	STERIGENICS US, LLC - ONTARIO	ONTARIO	0
CAD008474132	STEVE'S PLATING	BURBANK	0
CAR000001958	STEWART FILMSCREEN CORP	TORRANCE	0
CA0000279000	STL LOS ANGELES	SANTA ANA	0
CAL000206271	STL SAN FRANCISCO	PLEASANTON	0
CA1572890522	STOCKTON AASF	STOCKTON	S 0

CAD044429835
CAL000008998
CAR000150938
CAD983662123
CAD982053076
CAD008493603
CAR000063826
CAD982510745
CAL000175500
CAC002562968
CAR000041640
CAR000110353
CAL920815605
CA0000198085
CAL921882539
CAL000293244
CAD980893069
CAD083024141
CAR000151118
CAT080011729
CAL000290253
CAR000014142
CAD982476434
CAD982408577
CAD983605932
CA5570024575
CAR000016659
CAD981652324
CAD982330243
CAD983652496
CAL000011464
CAD982403321
CAD008364135
CAD008274375
CAD98194PGP0
CAD981652882
CAD983182336
CAD008638183
CAR983658382
CAD900015710
CAD012849396

CAD981421332
CAD981397649
CAD046516415
CAR000130948
CAD981462609
CAR000001313
CAD981449549
CAD981381890
CAD983576760
CAL000205434
CAL000288031
CAR000109249
CAD066647066
CAD982041972
CAD000819854
CAT080012693
CAD041319294
CA0000865733
CAL000265737
CAD980882419
CAD981368798
CAL000180893
CAD000624718
CA2470090364
CAD981383623
CAD001705235
CAD983650888
CAD069961548
CAD009230244
CAD020745246
CAR000047696
CAD010925576
CAD047384185
CAD041656851
CAD981675010
CAT080014145
CAT000625293
CAD073134777
CAD020210407
CAD047892948
CAD980584692
CAR000068916
CAD042231431
CAT000624130
CAD981401516
CAT000617597
CAR000161422
CAT000617589
CAD009112269
CAD096894456
CAD981633985
CAD981423973
CAD981969694
CAD982435299
CAD982502486
CAD981579915
CAD982026262

National Biennial RCRA Hazardous Waste Report: Based on 2005 Data

CAD983610254
CAD102098746
CAD981630403
CAD983648734
CAD008323255
CAL000017096
CA2360030033
CAR000058784
CAL000230048
CAD010720415
CA2170023533
CAD009150194
CAD982373219
CAL000127921
CAD000086686
CAD983639196
CAD009693904
CAD063001770
CAD082200254
CAD981367881
CAR000007385
CAD054602875
CAD982036311
CAD008371676
CAR000058479
CAT080014103
CAD028418028
CA8360010328
CAD076063312
CAD983649245
CAD008387060
CA9570025149
CAD982506719
CAR000037721
CAD981572530
CAR000017970
CAR000006262
CAD980816763
CAL000171134
CAD009774167
CAD047791421
CAD982023087
CAR000140541
CAL000147442
CAR000033357
CAR000045427
CAD009131392



National Biennial RCRA Hazardous Waste Report: Based on 2005 Data

CONNECTICUT

REPORTED RCRA SITES

EPA ID	Site Name	Location City	RCRA Tons GaC<eratd	RCRA Tons Managed
CTD991288671	(FORMER) PITNEY BOWES INC. (ATLANTIC ST)	STAMFORD	7	0
CTD001161793	(FORMER) PITNEY BOWES INC. (MAIN PLANT)	STAMFORD	629	0
CTR000504159	1255 WEST BROAD A. LLC	STRATFORD	10	0
CTD001141803	A G C INC	MERIDEN	8	0
CTD082662289	A S M L USA INC	WILTON	6	0
CTD050631332	ACITRONICS INC	BRANFORD	7	0
CT5000000521	ADVANCED PRODUCTS CO INC	NORTH HAVEN	13,399	0
CTD983876327	ADVANCED TECHNOLOGY MATERIALS INC	DANBURY	8	0
CTD983871914	AHLSTROM DEXTER MAIN PLANT	WINDSOR LOCKS	5	0
CTR000500280	ALLIED PRINTING SERVICES INC	MANCHESTER	51	0
CTD060668548	ALPHA PLATING & FINISHING CO	PLAINVILLE	41	0
CTR000500025	ALSTOM POWER	WINDSOR	78	0
CTD001161322	ALUMINUM FINISHING CO INC	BRIDGEPORT	11	0
CTD001170257	AMERICAN ELECTRO PRODUCTS INC	WATERBURY	17	0
CTD001454875	AMETEK SPECIALTY METAL PRODUCTS	WALLINGFORD	1	0
CTD042281907	AMPHENOL R F CORP	DANBURY	2	0
CTD000845131	ANDREW WILLGOOS TURBINE LABORATORY	EAST HARTFORD	2	0
CTD983876749	ANOCOIL CORP	ENFIELD	42	0
CTD060005766	ANSONIA COPPER & BRASS INC	ANSONIA	81	0
CTD981889538	ARMOLOY OF CT INC	BRISTOL	90	0
CTD001840974	ASHCROFT INC.	STRATFORD	9	0
CTR000503607	ASTROSEAL PRODUCTS MFG. CORP	CHESTER	30	0
CTD064832611	AUTO SWAGE PRODUCTS INC	SHELTON	19	0
CTD980906804	B S T SYSTEMS INC	PLAINFIELD	23	0
CTD980916597	BAE SYSTEMS INERTIAL PRODUCTS INC	CHESHIRE	39	0
CTD001181650	BANTA DIRECT MARKETING DANBURY	DANBURY	5	0
CTD001163732	BARDEN CORP THE	DANBURY	11	0
CTD981214190	BARNES AEROSPACE WINDOR AIRMOTIVE DIV	EAST GRANBY	32	0
CTD001148303	BARNES AEROSPACE WINDSOR DIV	WINDSOR	2	0
CTD001145671	BASS PLATING CO THE	BLOOMFIELD	3	0
CTD046418059	BAYER PHARMACEUTICALS CORP	WEST HAVEN	66	0
CTD064828726	BEDOUKIAN RESEARCH INC	DANBURY	255	0
CTD001166586	BIC CONSUMER PRODUCTS MFG CO	MILFORD	133	72
CTD001144062	BIRKEN MFG CO	BLOOMFIELD	8	0
CTD097730709	BOEHRINGER INGELHEIM PHARM INC	DANBURY	139	0
CTD001179316	BOVANO INC	CHESHIRE	46	0
CTD002593887	BRIDGEPORT UNITED RECYCLING	BRIDGEPORT	0	3,918
CTD983867151	BRISTOL BABCOCK INC	WATERTOWN	7	0
CTD981212814	BRISTOL MYERS SQUIBB PRI	WALLINGFORD	107	0
CTR000504399	BUDNEY INDUSTRIES INC	BERLIN	3	0
CTD055103402	BYK CHEMIE USA INC	WALLINGFORD	211	0
CTD981204472	C C L LABEL	SHELTON	15	0
CTD045175726	CARBOLABS INC	BETHANY	47	0
CTD000118612	CHEMTURA USA CORP	MIDDLEBURY	16	0
CTD001449826	CHEMTURA USA CORPORATION	NAUGATUCK	8	0
CTD001161538	CHROMALLOY CT	WALLINGFORD	8	0
CTD980910061	CHROMALLOY CT	WINDSOR	6	0
CTD001181932	CHROMIUM PROCESS CO INC	SHELTON	12	0
CTD049590326	CINTAS CORP	BRANFORD	0	0
CTD000604488	CLEAN HARBORS OF CT INC	BRISTOL	0	6,672
CTD000844258	COLTS MFG CO INC	WEST HARTFORD	17	0
CTD001159557	COMBUSTION ENGINEERING	WINDSOR	19	0
CTD983876814	COMPONENT TECHNOLOGIES INC	NEWINGTON	12	0
CTD004533485	CONARD CORP THE	GLASTONBURY	430	0
CTR000500363	CONNECTICUT NATURAL GAS CORPORATION	EAST HARTFORD	8	0
CTD052541695	CORBIN RUSSWIN, INC.	BERLIN	446	0
CT5000000000	COSTCO WHOLESALE #304	BROOKFIELD	28	0
CT0572826873	CT AIR NATIONAL GUARD BRADLEY BASE	EAST GRANBY	6	0

National Biennial RCRA Hazardous Waste Report: Based on 2005 Data

CONNECTICUT

REPORTED RCRA SITES

EPA ID	Site Name	Location City	RCRA Tons Generated	RCRA Tons Managed
CTD060018777	CT ANODIZING & FINISHING CO, INC.	BRIDGEPORT	115	0
CTD980668198	CT AVCRAD	GROTON	78	0
CTD046233003	CT GALVANIZING CORP	GLASTONBURY	463	0
CTD981893159	CT NATURAL GAS CORP	ROCKY HILL	0	0
CTD000604546	CT RESOURCE RECOVERY AUTH	SHELTON	17	0
CTD042306720	CT YANKEE ATOMIC POWER	EAST HAMPTON	19	0
CTD045104858	CUNO INC	MERIDEN	41	0
CTD983871690	CURTIS PAKAGING CORP	SANDY HOOK	41	0
CTD059831107	CUSTOM METAL CRAFTERS INC	NEWINGTON	24	0
CTR000505388	CYRO INDUSTRIES	WALLINGFORD	213	0
CTD001173467	CYTEC INDUSTRIES INC	WALLINGFORD	678	0
CTD001864024	CYTEC INDUSTRIES INC	STAMFORD	9	0
CTD049185952	DELTA IND	EAST GRANBY	43	0
CTD046238630	DELTA RUBBER CO A SUB OF N N INC	DANIELSON	25	0
CTD093619252	DERBY CELLULAR PRODUCTS INC	DERBY	41	0
CTD041204611	DEVON PRECISION IND INC	WOLCOTT	28	0
CT5000002055	DIANON SYSTEMS INC	STRATFORD	111	0
CTD983875436	DIMENSION POLYANT SAILCLOTH INC	PUTNAM	37	0
CTR000008276	DONCASTERS PRECISION CASTINGS - NE	GROTON	58	0
CTD001450006	DONHAM CRAFT, INC.	NAUGATUCK	134	0
CTD001141498	DONWELL CO INC THE	MANCHESTER	2	0
CTD001159730	DOW CHEMICAL ALLYNS POINT	GALES FERRY	1,054	715
CTD001452572	DRAWN METAL TUBE CO	THOMASTON	34	0
CTD001452077	DURHAM MFG CO	DURHAM	9	0
CTD058509712	DYNO NOBEL, INC.	SIMSBURY	156	114
CTD052543956	E/M COATING SERVICES	NEW BRITAIN	5	0
CTD983866526	EAS LABORATORIES INC	WATERTOWN	13	0
CTD980731376	ELECTRIC BOAT CORP R & D ANNEX	GROTON	1	0
CTD001147842	ELECTRIC BOAT CORP SHIPYARD	GROTON	113	0
CTD018668269	ELECTRIC BOAT CORPORATION - MIDWAY FACIL	GROTON	1	0
CT5000001453	ELECTRIC SYSTEM WORK CENTER	SHELTON	6	0
CTD001148527	ELECTRO-FLEX HEAT, INC.	BLOOMFIELD	7	0
CTD018811455	ELECTROCAL POLYMARK INC	SOUTH WINDSOR	33	0
CTR000505495	ELECTROFIBER TECHNOLOGIES	STRATFORD	17	0
CTD051598191	EMHART FASTENING TEKNOLOGIES IND DI	DANBURY	284	0
CTD005930961	ENGELHARD CORPORATION	EAST WINDSOR	29	0
CTD982543571	ENSIGN BICKFORD AEROSPACE & DEFENSE CO	SIMSBURY	18	0
CTD001169010	ENTHONE	WEST HAVEN	344	0
CTD980911960	ENTHONE	ORANGE	5	0
CTR000004457	EXETER ENERGY LP	STERLING	121	0
CTD001171628	EYELEMATIC MANUFACTURING CO. INC.	WATERTOWN	12	0
CTD001171594	EYELET TOOLMAKERS INC	WATERTOWN	12	0
CTD001980911	F M PRECISION GOLF MFG CORP	TORRINGTON	277	0
CTD043029644	FENN TECHNOLOGIES A DIV OF SPX CORP	NEWINGTON	14	0
CTD001838036	FERMONT CORP	BRIDGEPORT	9	0
CTD980673057	FIBERCOTE IND INC	WATERBURY	164	0
CTR000501650	FLOW POLYMERS INC	STRATFORD	32	0
CTR000500355	FUELCELL ENERGY INC	TORRINGTON	25	0
CTD981207715	FUJIKIN OF AMERICA INC	CHESHIRE	3	1
CTD134204916	G & K SERVICES	WATERBURY	374	0
CTD064834914	G A R ELECTROFORMING DIV ELECTRO INC	DANBURY	22	0
CTD001172899	GEM MFG CO INC	WATERBURY	33	0
CTD052544624	GENERAL CABLE CORP	WILLIMANTIC	25	0
CTD001453711	GENERAL ELECTRIC CO	BRIDGEPORT	21	0
CTD001685312	GENERAL ELECTRIC CO	PLAINVILLE	0	0
CTR000504050	GIRT & HERLIN PRESS INC	WEST HAVEN	27	0
CTR000008060	GLOBAL TURBINE COMPONENT TECH LLC	SOUTH WINDSOR	4	0
CTD043211903	GOODRICH CORP	DANBURY	16	0

EPA ID

CTD058507740 GOODRICH PUMP & ENGINE CONTROL SYSTEMS
CTR000500249 H & H PARTS CLEANING INC
CTD041116807 HAMILTON SUNDSTRAND CORP
CTD001145341 HAMILTON SUNDSTRAND CORP A UTC COMPANY
CTD075133835 HAMPFORD RESEARCH, INC.
CTD147374474 HANSON WHITNEY
CTD001139096 HAR-CONN CHROME COMPANY
CTD001150747 HARTFORD COURANT
CTD065533796 HARTFORD HOSPITAL
CTR000504266 HELICOPTER SUPPORT INC
CTD088323381 HELIKON FURNITURE CO LLC
CTD983895392 HENKEL CORP
CTD001170331 HICKS & OTIS PRINTS INC
CTD075406579
CTD055310759
CTD001152180
CTD024539967
CTD000790733
CTD083343269
CTD057794034
CTD001157429
CTD001139047
CTD001155225
CTD052536141
CTD065529158
CTD062204573
CTD001449602
CTD001155159
CTD001168624
CTD042279513
CTD001162395
CTD001185206
CTD001557362
CTR000504373
CTD983866187
CTD981062854
CTD059826727
CTD983872599
CTR000004648
CTD000791095
CTD063389225
CTD001178706
CTD053705810
CTR000005595
CTD001154558
CTD018695999
CTD983875501
CTD980667711
CTD054476973
CTD001147974
CTD981212657
CTD000845198
CTD001166263
CTD001454701
CTD064827942
CTD001150739
CTD001859776
CTD001160811

National Biennial RCRA Hazardous Waste Report: Based on 2005 Data

CONNECTICUT

REPORTED RCRA SITES

EPA ID	Site Name	Location City	RCRA Tons Generated	RCRA Tons Managed
CTD361494743	NEUROGEN CORPORATION	BRANFORD	34	0
CTD006917868	NEW HAVEN TERMINAL INC	NEW HAVEN	109	0
CTD001176486	NORTHEAST ELECTRONICS CORP	MILFORD	84	0
CTD001171545	NORTHEAST GRAPHICS INC	NORTH HAVEN	2	0
CT5000001495	NORTHEAST LAMP RECYCLING, INC	EAST WINDSOR	74	27
CTD044121259	NORTHEAST STEEL & MACHINE PRODUCT	FORESTVILLE	24	0
CT5000000786	NORTHROP GRUMMAN CORP	NORWALK	4	0
CTD000845248	NRG DEVON STATION	MILFORD	1	0
CTD000845230	NRG MIDDLETOWN STATION	MIDDLETOWN	8	0
CTD000845214	NRG NORWALK HARBOR OP INC	SOUTH NORWALK	1	0
CTD001156793	NUTMEG CHROME CORP	WEST HARTFORD	24	0
CTR000502997	O G S TECHNOLOGIES INC	CHESHIRE	24	0
CTD981209125	O&G INDUSTRIES, INC.	TORRINGTON	3	0
CTD053704110	OLIN CORP SOMERS THIN STRIP	WATERBURY	347	0
CTD099762015	OUTOKUMPU ADVANCED SUPERCONDUCTORS, INC.	WATERBURY	74	0
CTD005931969	OVATION INSTRUMENTS	NEW HARTFORD	8	0
CTD043210673	P&G - CLAIROL, INC.	STAMFORD	78	6
CTD001141829	PCC STRUCTURALS	GROTON	89	0
CTR000005025	PENTRON CLINICAL TECHNOLOGIES LLC	WALLINGFORD	7	0
CTD050471416	PERKIN ELMER LAS INC	SHELTON	8	0
CTD001147495	PFIZER INC	GROTON	8,557	0
CTD001168533	PHARMACIA & UPJOHN CO LLC	NORTH HAVEN	10	0
CT5000001107	PHOENIX ENVIRONMENTAL LABORATORIES	MANCHESTER	52	0
CTD084797745	PHOTRONICS, INC. BROOKFIELD CT	BROOKFIELD	18	0
CTD001149459	PLAINVILLE PLATING CO INC	PLAINVILLE	18	0
CTD041205949	PORCELEN LTD, CT, LLC	HAMDEN	46	0
CTD001164888	PPG ARCHITECTURAL FINISHES INC	WATERTOWN	161	0
CTD000844399	PRATT & WHITNEY	EAST HARTFORD	210	0
CTD990672081	PRATT & WHITNEY	EAST HARTFORD	323	182
CTD001449511	PRATT & WHITNEY AIRCRAFT DIV U T C	NORTH HAVEN	81	0
CTD983871831	PRATT & WHITNEY ENGINE SERVICES	CHESHIRE	24	0
CTD042279539	PRAXAIR SURFACE TECHNOLOGIES INC	NORTH HAVEN	6	0
CTD085059590	PRECISION DYNAMICS	NEW BRITAIN	20	0
CTD058515081	PRESTON ENGRAVERS INC	EAST WINDSOR	13	0
CTD500001461	PRIME RESOURCES CORP	BRIDGEPORT	9	0
CTR000008219	PROMARK CORP	MANCHESTER	20	0
CTD983895301	QUALA SYSTEMS INC	BRANFORD	1	0
CTD001152750	QUALITY NAME PLATE INC	EAST GLASTONBURY	184	0
CTD981213101	QUALITY ROLLING & DEBURRING	THOMASTON	59	0
CT5000000513	QUEST DIAGNOSTICS INC	WALLINGFORD	26	0
CTR000504100	R B C AIRCRAFT PRODUCTS INC	TORRINGTON	51	0
CTD983875550	R S A CORP	DANBURY	42	0
CTD085068047	RAYCO METAL FINISHING INC	MIDDLETOWN	20	0
CTD001162122	RBC HEIM	FAIRFIELD	7	0
CTD983895236	REFLEXITE CORP	AVON	66	0
CTD001454032	RELIABLE PLATING & POLISHING CO	BRIDGEPORT	22	0
CTD001168558	RISDON AMS CORP	DANBURY	56	0
CTD001141167	ROGERS CORP	ROGERS	11	0
CTD069247948	ROLLPRINT PACKAGING PRODUCTS	BLOOMFIELD	3	0
CT5000001446	ROWLEY SPRING AND STAMPING CORP	BRISTOL	5	0
CTD001156009	SAFETY KLEEN SYSTEMS CORP	PLAINFIELD	0	0
CTD000845982	SAFETY KLEEN SYSTEMS INC	WEST HARTFORD	1	0
CTD980667927	SAFETY KLEEN SYSTEMS INC	BRANFORD	0	0
CTD001170703	SAINTGOBAIN PERFORMANCE PLASTICS CORP	NEW HAVEN	25	0
CTD056748205	SARGENT MFG CO	NEW HAVEN	182	0
CTD000844357	SARTOMER COMPANY, INC.	STRATFORD	3	0
CT5000001735	SCAPA NORTH AMERICA	WINDSOR	89	0
CTD052704335	SCHICK MFG INC	MILFORD	1	0

National Biennial RCRA Hazardous Waste Report: Based on 2005 Data

EPA ID	Site Name	
CTR000500330	SCHWERDTLE STAMP CO THE	BRIDGEPORT
CTD058863507	SEABOARD METAL FINISHING CO INC	WEST HAVEN
CTD010174613	SERMATECH INTERNATIONAL	MANCHESTER
CTD065534323	SHERWIN WILLIAMS CO THE	WETHERSFIELD
CTD001449735	SIKORSKY AIRCRAFT CORP	BRIDGEPORT
CTD001449784	SIKORSKY AIRCRAFT CORP	STRATFORD
CTD980669352	SIKORSKY AIRCRAFT CORP	SHELTON
CTD000844308	SOUTNIGTON TOWN LANDFILL	SOUTHINGTON
CT5000002139	SPEC PLATING INC	BRIDGEPORT
CTD001442979	SPECIALTY MINERAL INC	NORTH CANAAN
CTD001140862	SPIROL INTERNATIONAL CORP	DANIELSON
CTD001453216	SPORTING GOODS PROPERTIES INC	BRIDGEPORT
CTR000505586	STAMFORD IND PARK YALE & TOWNE COMPLEX	BRIDGEPORT -10.08 TD(STAMFORD) Tj0.0-10. PERIOR PLATING CO
CTD001144237	STANADYNE CORPORATION	DANIELSON WETHERSFIELD (SOUTHINGTON) MFG CO 0.08 TD(WETHERSFIELD)
CTD047711346	STANCHEM INC.	STRATFOHE -10.08 TD(STAMFORD) Tj0.00 --10.08 TD(WEST HAVEN) TjCD.0
CTD002496909	SUMMIT CORP OF AMERICA	WETHERSFIELD
CTD000841981	SUNOCO #0005-6861	WETHERSFIELD
CTD000842146	SUNOCO #0005-6994	STRATFOHE
CTD001166826	SUPERIOR PLATING CO	WETHERSFIELD
CTD077311785	SUPREME LAKE MFG INC	
CTD098177926	TECH CIRCUITS INC	
CTD053707741	TEKNICIRCUITS INC	
CTD983896093	TELEFLEX FLUID SYSTEMS, INC.	
CT5000001644	TIGHITCO INC ELLCOTT DIV	
CTD001148717	TIMKEN US CORPORATION - STANDARD PLANT	
CTD982715112	TRIDENT INTERNATIONAL INC	
CTD001451855	TUCK A J CO	
CTR000505321	TURBINE COMPONENTS CORP	
CTD981212533	TURBOTEC PRODUCTS INC	
CTD001148758	TURNER & SEYMOUR MFG CO	
CTD000652206	TYCO PRINTED CIRCUIT GROUP LP	
CTD043036995	TYCO PRINTED CIRCUIT GROUP LP STAFFORD	
CTD001168384	U S BAIRD CORP	
CTD001162171	ULBRICH STAINLESS STEEL & SPL MTLs	
CTD063397285	ULBRICH WIRE INC	
CTD001186030	UNILEVER	
CTD001159300	UNION ROTO GRAVING	
CTD021816889	UNITED OIL RECOVERY INC	
CTD057044745	UNITED STATES SURGICAL DIV OF TYCO	
CTD095532131	UNITED TECHNOLOGIES RESEARCH CENTER	
CTD001141852	UNITED TOOL & DIE CO INC THE	
CTD983884305	UNIVERSITY OF CT E H & S	
CTD069249472	UNIVERSITY OF CT HEALTH CENTER	
CTD072116387	URETEK, INC.	
CTD037510377	US CHROME CORP OF CT	
CT0690307871	US COAST GUARD ACADEMY	
CT4170022020	US NAVAL SUBMARINE BASE NEW LONDON	
CTD010166791	UTC FUEL CELLS LLC	
CTD0003935905	UTC PRATT & WHITNEY	
CTD001181205	VANDERBILT CHEMICAL CORPORATION	
CTD001186212	VISHAY VITRAMON INC	
CTD980906705	VOLTARC TECHNOLOGIES INC	
CTD041054602	VON ROLL ISOLA USA INC	
CTD001171719	WATERBURY PLATING CO.	
CTD001164607	WATERBURY ROLLING MILLS	
CTD983876798	WENTWORTH LABORATORIES INC	
CTD983895624	WESLEYAN UNIVERSITY	
CTR000502617	WESTERN CT STATE UNIVERSITY	

National Biennial RCRA Hazardous Waste Report: Based on 2005 Data

CONNECTICUT

REPORTED RCRA SITES

EPA ID	Site Name	Location City	RCRA Tons Generated	RCRA Tons Managed
CTD983872417	WESTINGHOUSE ELECTRIC CO LLC	WINDSOR	15	0
CTD001450154	WHYCO FINISHING TECHNOLOGIES LLC	THOMASTON	299	0
CTD983875576	WILLINGTON NAME PLATE INC	STAFFORD SPRINGS	195	0
CTR000502799	WINCHESTER ELECTRONICS	WALLINGFORD	24	0
CTD000844316	WINSTED PRECISION BALL CO	WINSTED	31	0
CTD001145143	WIREMOLD CO THE	WEST HARTFORD	2	0
CTD155609217	WOODGROUP COMPONENT REPAIR INC	WALLINGFORD	8	0
CTR000003954	WOODGROUP POWER TECHNOLOGY CENTER	EAST WINDSOR	170	0
CTD002590461	WYRE WYND	JEWETT CITY	13	0
CTD983902602	YALE UNIVERSITY	NEW HAVEN	34	0
CTR000003236	YALE UNIVERSITY	NEW HAVEN	87	0
CTD001141662	YARDNEY TECHNICAL PRODUCTS INC	PAWCATUCK	221	0
CTD052536570	ZYGO CORP	MIDDLEFIELD	1	0

National Biennial RCRA Hazardous Waste Report: Based on 2005 Data

DELAWARE

REPORTED RCRA SITES

EPA ID	Site Name	Location City	RCRA Tons Generated	RCRA Tons Managed
DER000002980	ADESIS, INC	NEW CASTLE	94	0
DED982676595	AGILENT TECHNOLOGIES - NEWPORT SITE	NEWPORT	189	0
DED984071282	AIR LIQUIDE-MEDAL	NEWPORT	163	0
DED981042724	AMTRAK BEAR CAR SHOPS	BEAR	15	0
DED060058062	AMTRAK WILMINGTON MAINTENANCE FACILITY	WILMINGTON	12	0
DED980551261	ARLON, INC.	BEAR	22	0
DEP000001844	ASHLAND SPECIALTY CHEMICAL COMPANY	MILLSBORO	3	0
DED000820399	ASTRAZENECA PHARMACEUTICALS LP	WILMINGTON	40	0
DED980537781	CAMDEL METAL CORPORATION	CAMDEN	37	0
DED000621417	CDG EDGE MOOR POWER PLANT	WILMINGTON	12	0
DED984066118	CHROME DEPOSIT CORPORATION	NEWARK	6	0
DED980830400	CIBA SPECIALTY CHEMICALS	NEWPORT	1,006	0
DED002276764	CITISTEEL USA INC.	CLAYMONT	5,817	0
DED064867005	COLOR-BOX, LLC	HARRINGTON	9	0
DER000501684	CYTEC INDUSTRIES INC.	NEW CASTLE	13	0
DER000001156	DADE BEHRING INC.	GLASGOW	35	0
DED002357408	DAIMLER CHRYSLER CORPORATION NEWARK PLT.	NEWARK	87	0
DED131873853	DANA CONTAINER, INC.	WILMINGTON	90	0
DED011028438	DASSAULT FALCON JET-WILMINGTON CORP.	NEW CASTLE	145	0
DED083235549	DENTSPLY INTERNATIONAL, CAULK DIVISION	MILFORD	46	0
DED981743065	DENTSPLY INTERNATIONAL, CAULK DIVISION	MILFORD	37	0
DE8570024010	DOVER AIR FORCE BASE	DOVER AFB	54	1
DED011001476	DOW REICHHOLD SPECIALTY LATEX LLC	CHESWOLD	0	0
DED003930799	DUPONT CHESTNUT RUN SITE	WILMINGTON	46	0
DED000800284	DUPONT EDGE MOOR PLANT	WILMINGTON	178	0
DED003930807	DUPONT EXPERIMENTAL STATION	WILMINGTON	565	490
DED064370992	DUPONT STINE-HASKELL RESEARCH CENTER	NEWARK	69	0
DED981938046	FISHER SCIENT. CO.LLC-200 DELMAR DIST. C	NEWARK	4	0
DER000001958	GE ENERGY (USA) LLC	NEWARK	82	0
DED154576698	GENERAL CHEMICAL, LLC- DE VALLEY	CLAYMONT	12	0
DED002369205	GENERAL MOTORS CORPORATION	WILMINGTON	225	0
DED984075929	GREEN TREE SPRAY TECHNOLOGIES, LLC.	SEAFORD	14	2
DED001315647	HERCULES INCORPORATED / RESEARCH CENTER	WILMINGTON	14	0
DED002342020	ICI AMERICAS INC	NEW CASTLE	172	0
DER000501692	INCYTE CORPORATION	WILMINGTON	26	0
DED984075861	INDUSTRIAL RESOURCE NETWORK, INC.	WILMINGTON	34	0
DED984073692	INTERNATIONAL PETROLEUM CORP. OF DE	WILMINGTON	4	0
DER000501882	INVISTA S.A.R.L. @ DUPONT EXP. STATION	WILMINGTON	8	0
DED002348845	INVISTA S.A.R.L. SEAFORD PLANT	SEAFORD	8	0
DED002353092	JOHNSON CONTROLS, INC	MIDDLETOWN	81	0
DED021957444	JUSTIN TANKS, LLC	GEORGETOWN	17	14
DED053304770	MACDERMID INC	MIDDLETOWN	104	0
DED085693646	NORAMCO INC	WILMINGTON	2,158	0
DED003913266	OCCIDENTAL CHEMICAL CORP.	NEW CASTLE	375	27
DED040835795	PLAYTEX PRODUCTS, INC. PLANT 1	DOVER	15	0
DER000501932	THE PREMCOR REFINING GROUP INC	DELAWARE CITY	1,992	0
DED069876795	PRINTPACK INC.	NEW CASTLE	189	0
DED982362543	PROCINO PLATING, INC.	BLADES	11	0
DED046554150	ROHM AND HAAS ELECTRONIC MATERIALS CMP	NEWARK	9	0
DEO000136077	ROHM AND HAAS ELECTRONIC MATERIALS CMP	NEWARK	14	0
DED000820704	UNIVERSITY OF DELAWARE	NEWARK	77	0
DER000501064	WASTE ACCUMULATION BUILDING	WILMINGTON	9	0

National Biennial RCRA Hazardous Waste Report: Based on 2005 Data

DISTRICT OF COLUMBIA

REPORTED RCRA SITES

EPA ID	Site Name	Location City	RCRA Tons Generated	RCRA Tons Managed
DCD077795060	AMERICAN UNIVERSITY	WASHINGTON	4	0
DC4141707162	ARCHITECT OF THE CAPITOL	WASHINGTON	79	0
DC2200907812	BUREAU OF ENGRAVING AND PRINTING	WASHINGTON	80	0
DCD980204879	THE CATHOLIC UNIVERSITY OF AMERICA	WASHINGTON	47	0
DCD981940083	THE GEORGE WASHINGTON UNIVERSITY	WASHINGTON	5	0
DCD049515844	GEORGTOWN UNIVERSITY	WASHINGTON	15	0
DCD983966409	HOWARD UNIVERSITY HOSPITAL	WASHINGTON	5	0
DCD983971581	LIBRARY OF CONGRESS	WASHINGTON	3	0
DC8170024311	NAVAL RESEARCH LABORATORY	WASHINGTON	14	0
DC4170000901	NAVAL SUPPORT FACILITY ANACOSTIA	WASHINGTON	2	0
DC3122311001	UNITED STATES DEPARTMENT OF AGRICULTURE	WASHINGTON	2	0
DCR000001750	UNIVERSITY OF THE DISTRICT OF COLUMBIA	WASHINGTON	3	0
DC7360010402	VETERANS ADMINISTRATION MEDICAL CENTER	WASHINGTON	3	0
DCD132296039	WASHINGTON HOSPITAL CENTER	WASHINGTON	6	0
DC9170024310	WASHINGTON NAVY YARD	WASHINGTON NAVY YARD	14	0

National Biennial RCRA Hazardous Waste Report: Based on 2005 Data

FLORIDA

REPORTED RCRA SITES
155

EPA ID	Site Name	Location City	RCRA Tons Managed
FLD051565646	CF INDUSTRIES, INC. BARTOW PHOSPHATE	BARTOW	0
FLD131777104	CHRIS*CRAFT BOATS	SARASOTA	0
FLD097373542	CHROMALLOY FLORIDA	FORT WALTON BEACH	155
FLD053021556	CIGARETTE RACING TEAM LLC	OPA-LOCKA	0
FLD050768548	CLARIANT LSM (FLORIDA), INC.	GAINESVILLE	0
FLD980729610	CLEAN HARBORS FLORIDA LLC	BARTOW	4,752
FLD004095337	COCA-COLA NORTH AMERICA	DUNEDIN	0
FLR000027573	CONTENDER BOATS	HOMESTEAD	0
FLD980711378	COOK COMPOSITES AND POLYMERS CO.	ORLANDO	0
FLD000829069	CORDIS CORPORATION	MIAMI LAKES	0
FLD982172165	CORE PIPE PRODUCTS, INC.	SANFORD	0
FLD082400441	CORONADO PAINT COMPANY	EDGEWATER	0
FLR000075499	COSTA ATLANTICA	FT. LAUDERDALE	0
FLR000122275	COSTA MAGICA	FT. LAUDERDALE	0
FLR000099887	COSTA MEDITERRANEA	FT. LAUDERDALE	0
FLD073521684	CRANE CAMS, INC.	DAYTONA BEACH	0
FLD003104726	CRESTVIEW AEROSPACE CORPORATION	CRESTVIEW	0
FLD096588520	DAYCO PRODUCTS LLC	OCALA	0
FLD981477706	DELTA AIR LINES, INC	TAMPA	0
FLD004069183	DELTA LABORATORIES, INC	OCALA	27
FLR000014316	DIAMOND PRODUCTS COMPANY	SEFFNER	0
FLD980841811	DONZI MARINE	SARASOTA	79
FLR000011106	DOZIER AND GAY PAINT COMPANY	GREEN COVE SPRINGS	0
FLD982169708	DRS OPTRONICS, INC.	MELBOURNE	0
FLD004098372	DRS SURVEILLANCE SUPPORT SYSTEMS, INC	LARGO	0
FLD982104739	DRS TRAINING & CONTROL SYSTEMS, INC.	FT. WALTON BEACH	0
FLD093846897	EATON AEROSPACE LLC	SARASOTA	44,090
FLR000019638	EDRON FIXTURE CORP	MEDLEY	0
FLR000106294	ELECTROLAB II INC.	OLDSMAR	0
FLD067242164	ELREHA PRINTED CIRCUITS	ST. PETERSBURG	94
FLD099355430	EMERGENCY ONE, INC.	OCALA	2
FLD984215368	EMERGENCY ONE, INC.	OCALA	3
FLD981932494	EQ FLORIDA	TAMPA	0
FLD000825133	ESCALADE SPORTS	GAINESVILLE	61
FLD059397448	ESSILOR OF AMERICA, INC	SAINT PETERSBURG	0
FLD984200089	ESSIOLOR LABORATORIES OF AMERICA	ST. PETERSBURG	0
FLD984205351	EXXON MOBIL OIL CORPORATION 12778	VENICE	0
FLD980799050	FAIRBANKS DISPOSAL PIT	GAINESVILLE	360,336
FLD980838569	FAR RESEARCH, INC.	PALM BAY	0
FLR000032037	FDEP CLOTHESHANGER CLEANERS	TALLAHASSEE	0
FLR000127126	FDEP VIKING PLAZA	FORT WALTON BEACH	0
FLR000070037	FDEP/CELEBRITY CLEANERS	LONGWOOD	0
FLR000102814	FDEP/COHEE BARNES	COTTONDALE	0
FLR000079814	FDEP/DRYCLEAN WORLD	WINTER PARK	0
FLT050075415	FDOT DISTRICT 5	ORLANDO	0
FLD000614362	FDOT DISTRICT 5-FORMER SUNCOAST HEAT TRT	ORLANDO	0
FLD058449752	FILM TECHNOLOGIES INTERNATIONAL, INC	SAINT PETERSBURG	0
FLR000085084	FLORENATA SOLID SURFACES, INC.	COTTONDALE	0
FLD982150658	FLORIDA ATLANTIC UNIVERSITY	BOCA RATON	0
FLD101872190	FLORIDA HOSPITAL	ORLANDO	0
FLD000807792	FLORIDA POWER & LIGHT	WEST PALM BEACH	0
FL0001039536	FLORIDA PRODUCTION ENGINEERING INC	ORMOND BEACH	0
FLD000608125	FLORIDA STATE UNIVERSITY	TALLAHASSEE	0
FLR000104695	FLORIDA TILE CLOSED IMPOUNDMENT	LAKELAND	0
FLD004091583	FLORIDA TILES INDUSTRIES, INC	LAKELAND	0
FLD000645481	FMC CORP	JACKSONVILLE	0
FLD980729016	FMC TECHNOLOGIES, INC.	ORLANDO	6
FLR000123067	FOOTE STEEL CORP.	ORLANDO	0

National Biennial RCRA Hazardous Waste Report: Based on 2005 Data

FLORIDA

REPORTED RCRA SITES

EPA ID	Site Name	Location City	RCRA Tons Generated	RCRA Tons Managed
FLD000640425	FRUIT GROWERS EXPRESS	JACKSONVILLE	3	0
FLD980848824	FUJI HUNT PHOTOGRAPHIC CHEMICALS, INC.	ORANGE PARK	54	0
FLT050074988	FUJI PHOTOFILM USA INC	ORLANDO	2	0
FLD982159048	GE ENERGY BRADENTON	PALMETTO	2	0
FLD040867699	GE GENERATORS PENSACOLA, LLC	PENSACOLA	8	0
FLD093854826	GENERAL DYNAMICS	DELAND	7	0
FLD982083388	GENERAL ENGINES CO INC	LAKE WALES	16	0
FLD083812537	GERDAU AMERISTEEL JACKSONVILLE DIVISION	BALDWIN	3,055	0
FLD984256677	GIVAUDAN FLAVORS CORPORATION	LAKELAND	9	0
FLD981926975	GOODRICH CORPORATION- ENG. POLYMER PROD.	JACKSONVILLE	19	0
FLD982106080	GOODRICH LANDING SYSTEMS SERVICES	MIAMI	61	0
FLD004092839	GULF COAST RECYCLING, INC	TAMPA	25,837	25,630
FLD984249805	GULF MARINE REPAIR CORPORATION	TAMPA	32	0
FLD092980937	HALNA, INC.	ST. AUGUSTINE	17	0
FLD050455278	HARRIS CORPORATION - GCSO PALM BAY	PALM BAY	31	0
FLD980840144	HARRIS CORPORATION - MALABAR FACILITY	MALABAR	22	0
FLR000013938	HARTE HANKS DIRECT MARKETING	JACKSONVILLE	12	0
FLD044117455	HEICO AEROSPACE CORPORATION	HOLLYWOOD	40	0
FLD982081937	HENDRY CORPORATION	TAMPA	10	0
FLD004087631	HENEFELT PRECISION PRODUCTS, INC.	LARGO	26	21
FLD058449927	HEXION SPECIALTY CHEMICALS, INC.	LAKELAND	198	0
FLD982138760	HI-STAT MANUFACTURING	SARASOTA	12	0
FLD980844930	HIGH PERFORMANCE SYSTEMS, INC.	WINTER HAVEN	48	12
FLD004105904	HONEYCOMB COMPANY OF AMERICA INC.	SARASOTA	22	0
FLD004104105	HONEYWELL	CLEARWATER	22	0
FLD981925035	HONEYWELL FRICTION MATERIALS	LYNN HAVEN	21	0
FLR000117887	HOWARD FERTILIZER CORPORATION	GROVELAND	5	0
FLD054880216	HUDSON TOOL & DIE COMPANY	ORMOND BEACH	42	0
FLD094593431	HUNTER MARINE	ALACHUA	31	0
FL7570024375	HURLBURT FIELD, FLORIDA	HURLBURT FIELD	29	0
FLD004427589	HYDRO SPA	CLEARWATER	41	0
FLD982107229	HYDRO SPA OCALA	OCALA	11	0
FLR000064014	INDUSTRIAL GALVANIZERS MIAMI	MIAMI	397	0
FLD000824896	INDUSTRIAL GALVANIZERS TAMPA	TAMPA	708	0
FLR000009613	INSTRUMENT TRANSFORMERS, INC.	CLEARWATER	8	0
FLR000035923	INTERCIT(D/B/A FIRMENICH)	SAFETY HARBOR	56	0
FLD000014555	INTERNATIONAL SHIP REPAIR CORP	TAMPA	48	0
FLD000602334	INTERSIL CORPORATION	PALM BAY	96	0
FLD065919474	INTREPID POWERBOATS INC	LARGO	62	2
FLD982146193	ITW SPRAYCORE	PINELLAS PARK	32	0
FLD051056851	IVAX CORPORATION/BAKER & NORTON PHARMACE	MIAMI	18	0
FLD004121398	IVAX PHARMACEUTICALS	MIAMI	15	0
FLD981474216	JACKSON MEMORIAL HOSPITAL	MIAMI	18	0
FLD984253260	JET AVIATION SPECIALISTS INC.	MIAMI	11	0
FLD004090452	JOHNSON CONTROLS BATTERY GROUP, INC.	TAMPA	51	0
FLR000068007	K.C. INDUSTRIES, L.L.C., MULBERRY, FLORI	MULBERRY	183,154	183,154
FLD984229716	KANTHAL PALM COAST	PALM COAST	92	0
FL6800014585	KENNEDY SPACE CENTER	KENNEDY SPACE CENTER	148	18
FLD063288245	KEY AUTOMOTIVE OF FLORIDA, INC.	LAKELAND	33	0
FLR000049601	KEYMARK CORP OF FLORIDA	LAKELAND	119	0
FLD004057535	KOPPERS, INC.	GAINESVILLE	188	0
FLD080825201	LAZZARA YACHT CORPORATION	TAMPA	16	0
FLD982075756	LINVATEC CORPORATION	LARGO	212	149
FLD982135956	LIST INDUSTRIES INC	DEERFIELD BEACH	48	0
FLR000032524	LOCKHEED MARTIN AERONAUTICS	PINELLAS PARK	33	0
FLD060240207	LOCKHEED MARTIN MFC	ORLANDO	45	0
FLD061993606	LOCKHEED MARTIN MISSILES & FIRE CONTROL	OCALA	10	0
FLD984167890	LOCKHEED MARTIN SPACE SYSTEMS	CAPE CANAVERAL	7	0

National Biennial RCRA Hazardous Waste Report: Based on 2005 Data

FLORIDA

REPORTED RCRA SITES

EPA ID	Site Name	Location City	RCRA Tons Managed	
FLD984175836	PALL MEMBRANE TECHNOLOGY CENTER	PENSACOLA	86	0
FL2570024404	PATRICK AIR FORCE BASE	PATRICK AFB	14	1
FLR000098665	PC OF TITUSVILLE INC.	TITUSVILLE	16	0
FLD982090292	PCM PRODUCTS INC.	TITUSVILLE	36	0
FLD982104812	PENINSULA METAL FINISHING, INC	ORLANDO	20	0
FL0000703066	PEPSI COLA SALES AND DISTRIBUTION - FL	JACKSONVILLE	45	0
FLD004117677	PERKO, INC	MIAMI	124	0
FLD980559728	PERMA FIX OF ORLANDO, INC.	ORLANDO	3	0
FLD980711071	PERMA-FIX OF FLORIDA INC	GAINESVILLE	0	0
FLR000089714	PHARMALINK,INC.	LARGO	3	0
FLD061432266	PIERCE MANUFACTURING - FLORIDA DIVISION	BRADENTON	52	10
FLD984244525	PRECIOUS PLATE FLORIDA	WEST PALM BEACH	10	0
FLD981471121	PRECISION FAB & CLEANING CO., INC.	COCOA	11	6
FLD982093619	PRIMA DIE CASTING INC	CLEARWATER	3	3
FLD980839013	PURECOAT INTERNATIONAL, LLC	WEST PALM BEACH	57	0
FLR000092734	QUEST DIAGNOSTICS	TAMPA	7	0
FLR000015511	QUEST DIAGNOSTICS INC	TAMPA	21	0
FLD984249623	QUEST DIAGNOSTICS INC, MIRAMAR	MIRAMAR	2	0
FLD004056255	RAYONIER PERFORMANCE FIBERS- FERNANDINA	FERNANDINA BEACH	135	0
FLD004100152	RAYTHEON COMPANY	ST. PETERSBURG		0
FLD080677347	REFINED METAL SITE	JACKSONVILLE		0
FLD049758725	REGAL MARINE INDUSTRIES, INC.	ORLANDO		0
FLR000086892	REGENERATION TECHNOLOGIES, INC	ALACHUA		0
FLD095565206	REICHHOLD, INC.	PENSACOLA		0
FLD004061529	REICHHOLD, INC. JACKSONVILLE FACILITY	JACKSONVILLE		0
FLD004054862	ROBBINS MANUFACTURING COMPANY	ORLANDO		0
FLD004089231	ROBBINS MANUFACTURING COMPANY	TAMPA		0
FLD072555956	ROCKWELL COLLINS INC	MELBOURNE		0
FLD980838791	S2 YACHTS PURSUIT DIVISION	FORT PIERCE		47
FLD980847214	SAFETY-KLEEN SYSTEMS, INC	ORANGE PARK		0
FLD982133159	SAFETY-KLEEN SYSTEMS, INC	TALLAHASSEE		0
FLD984167791	SAFETY-KLEEN SYSTEMS, INC	BOYNTON BEACH		0
FLD984171165	SAFETY-KLEEN SYSTEMS, INC	SANFORD		0
FLD984171694	SAFETY-KLEEN SYSTEMS, INC	MEDLEY		0
FLD980847271	SAFETY-KLEEN SYSTEMS, INC	TAMPA		0
FLD980839377	SCHERING LABORATORIES	MIAMI LAKES		0
FLD004089694	SCHNELLER, INC.	PINELLAS PARK		4
FLD064807159	SEA RAY BOATS, INC.	MERRITT ISLAND		0
FLD980842157	SEA RAY BOATS, INC.	PALM COAST		0
FLD984169722	SEA RAY BOATS, INC.	MERRITT ISLAND		0
FLR000020842	SEA RAY BOATS, INC.	MERRITT ISLAND		0
FLD086466943	SEAWORLD OF FLORIDA, INC.	ORLANDO		3
FLD000772194	SEMINOLE ELECTRIC COOPERATIVE INC.	PALATKA		0
FLD073893117	SHERWIN WILLIAMS CO. #4336	FORT LAUDERDALE		0
FLD984242453	SHERWIN WILLIAMS DSC	WINTER HAVEN		0
FLD984259671	SMI JOIST OF FLORIDA	STARKE		0
FLR000031153	SMITH & NEPHEW, INC. WOUND MANAGEMENT	LARGO		0
FLD000120782	SMURFIT STONE DI-NA-CAL LABEL GROUP	JACKSONVILLE		0
FLD071951966	SOLUTIA INC.	CANTONMENT		0
FLD043049428	SONOCO PRODUCTS COMPANY	ORLANDO		0
FLD004121646	SOUTHEASTERN PRINTING CO. INC.	STUART		0
FLD004053450	SOUTHERN WOOD PIEDMONT CO.	BALDWIN		0
FLD080106073	SPARTON ELECTRONICS BROOKSVILLE - BROOK	BROOKSVILLE		0
FLD042398701	SPARTON ELECTRONICS, DELEON SPRINGS	DELEON SPRINGS		0
FLD084186600	SPIRALKOTE FLEXIBLE PACKAGING, INC.	ORLANDO		0
FLD047096524	ST. MARKS POWDER, INC.	ST. MARKS		124
FLD004092532	STAUFFER MANAGEMENT COMPANY	TAMPA		0
FLD010596013	STAUFFER MANAGEMENT COMPANY	TARPON SPRINGS		0

National Biennial RCRA Hazardous Waste Report: Based on 2005 Data

FLR000094581
FLD001647015
FLD984181149
FLD982111080
FLD984261644
FLD121967152
FLD060249547
FLR000018275
FLD000649111
FLD982164824
FLR000058552
FLD000654582
FLD000654640
FL0000336057
FLD984176610
FLR000011734
FLR000119362
FLD982106965
FLD984188953
FLD004073177
FLD004100665
FLD982114449
FLR000104307
FLD982100240
FLR000044446
FLD043861392
FL8690330735
FL0170023782
FLR000079368
FLD980601421
FLD001447952
FL0000596866
FLD020985727
FLD984181487
FLD982125320
FLR000064824
FLR000049718
FLD981856974
FLD000823393
FLD980555882
FLD069687242
FLD004128336
FL6170024412
FL9170024567
FL2170023244
FL9170024260
FL8570024366
FL1570024124
FLD065680613
FL7170023710
FLD981477664
FLD984209312
FLD984259382
FLD043117522
FLD004065470
FLD984166165
FLD984208413
FLD048174197

National Biennial RCRA Hazardous Waste Report: Based on 2005 Data

FLORIDA

REPORTED RCRA SITES

EPA ID	Site Name	Location City	RCRA Tons Managed
FLD981017023	WELLCRAFT MARINE	SARASOTA	0
FLD981478498	WHEELED COACH INDUSTRIES, INC	WINTER PARK	0
FLD984241414	WINDSOR METAL SPECIALTIES	KISSIMMEE	0
FLD001673391	WINGS AVIATION SERVICES,INC.	MIAMI	0
FLD000604272	WOLVERINE GASKET	LEESBURG	0

National Biennial RCRA Hazardous Waste Report: Based on 2005 Data

GAD981245236
GAR000040253
GAD003267192
GAR000039040
GAD984319426
GA8570024606
GAR000021741
GA0001405059
GA0001040104
GAD981022064
GAD008966400
GAR000015065
GAD051010429
GAD065367781
GAD051021285
GAD000821934
GAD003299526
GAD041007063
GAD066465824
GAD084914787
GAD095815015
GAD058489899
GAD984312348
GAD981241482
GAR000020057
GAD030035356
GAD057293250
GAD051008274
GAD991274820
GAR000037226
GAD980729974
GAD981247984
GAD042710590
GAD003273224
GAD981269210
GAD056217276
GAD981239759
GAD004060968
GAD009703349
GAD981235260
GAR000025510
GAR000043604
GAD981244429
GAD984310755
GA4750914679
GA6750911970
GAD069223584
GAD980803621
GAD004149951
GAD003275468
GAD981270226
GAD037881539
GAR000014902
GAR000019844
GAD003292877
GAR000043398
GAD980839187
GAD991274960

EPA ID

GAR000038604 COCA COLA CONSOLIDATED WAREHOUSE
 GAR000003632 COCA COLA WAREHOUSE
 GAR000039487 COKER FARM REMEDIATION SITE
 GAD080107873 COLLINS & AIKMAN PRODUCTS CO.
 GAD084910389 COLONIAL PIPELINE COMPANY - ATLANTA JCT.
 GAD006926430 COLONIAL TERMINALS INC
 GAR000020248 CONCORD FABRICS INC.
 GAD980803837 COOKSON ELECTRONICS ASSEMBLY MATERIALS
 GAR000013359 COOPER STANDARD AUTOMOTIVE INC.
 GAD066477142 COTTRELL INC
 GAD000004747 CROSS PLAINS PACKAGING LLC
 GAD984307595 CSX TRANSPORTATION INC
 GAD991275900 CSX TRANSPORTATION INC
 GAR000034033 DECOSTAR INDUSTRIES INC
 GAD075942706 DELPHI ENERGY & CHASSIS
 GAD006924872 DELTA AIRLINES INC.
 GAD000143677 DIXIE INDUSTRIAL FINISHING COMPANY INC
 GAR000011965 DOW AGROSCIENCES
 GAD045929643 THE DOW CHEMICAL COMPANY
 GAR000026179 THE DOW CHEMICAL COMPANY
 GAD000823112 DREXEL CHEMICAL COMPANY
 GAD064489180 DSI TRANSPORTS INC/TRIMAC
 GAD051011609 DSM CHEMICALS NORTH AMERICA INC
 GAD000813691 DUPONT VALDOSTA MANUFACTURING
 GAD981476831 E. I. DUPONT COMPANY
 GAD980709406 EATON AEROSPACE
 GAD981243868 ECOLAB INC
 GAD981216609 ELAN HOLDINGS INC
 GAD095797817 EMD CHEMICALS
 GAD000649145 EMORY UNIVERSITY
 GAD984308213 ENFORCER PRODUCTS - ACUITY BRANDS
 GAD003279981 ENGINEERESRt E4.O.002IVERSITY
 GA0001122159 DRELOGISTt -OLA WARENISHOPSEREIRBURRSITYENOOPEVICIENCESENOOPERVICIE IBG LLCENFMEDUPDSIAL ISHIEDUER
 GAD000614347
 GA0002265148
 GAR000038471
 GAD070330576
 GAD981221195
 GAR000028282
 GAD980803860
 GA6202932244
 GAR000021683
 GA0002330645
 GA0000081281
 GAD981021314
 GAD000653360
 GAR000008706
 GAD054215652
 GAD003305307
 GA3210020084
 GAD000016287
 GAR000016287
 GA0210020046
 GA9210020872
 GAD981267735
 GAD003300878
 GAD086972718
 GAD000226431

National Biennial RCRA Hazardous Waste Report: Based on 2005 Data

EPA ID	Site Name	
GAD039046800	GD SEARLE, LLC - PFIZER INC	AUGUSTA
GAD981027147	GEIGER INTERNATIONAL INC	ATLANTA
GAR000036301	GENERAL ELECTRIC COMPANY	ATLANTA
GAD003310810	GENERAL MOTORS NAVO	DORAVILLE
GAD990741092	GEO SPECIALTY CHEMICALS	CEDARTOWN
GAD981251028	GEOGRAPHICS INC	ATLANTA
GAD003321619	GEORGIA INSTITUTE OF TECHNOLOGY	ATLANTA
GA0000181388	GEORGIA SOUTHERN UNIVERSITY	STATESBORO
GAD073425951	GEORGIA STATE UNIVERSITY	ATLANTA
GAD030059182	GERDAU AMERISTEEL CARTERSVILLE STEEL MIL	CARTERSVILLE
GAD000622985	THE GLIDDEN COMPANY DBA ICI PAINTS	OAKWOOD
GA0000012807	THE GOODYEAR TIRE & RUBBER CO.	SOCIAL CIRCLE
GAD003326840	GREAT DANE TRAILERS	SAVANNAH
GAD981241565	GSS OPERATIONS LLC	SAVANNAH
GAD981237068	GUARDIAN AUTOMOTIVE COVINGTON PLANT	COVINGTON
GAR000004614	GUARDIAN AUTOMOTIVE LAGRANGE MOULDING	LAGRANGE
GA0000263343	GUARDIAN AUTOMOTIVE LAGRANGE PLASTICS	LAGRANGE
GAD061022216	GULFSTREAM AEROSPACE CORPORATION	SAVANNAH
GAD991275983	GULFSTREAM AEROSPACE CORPORATION	BRUNSWICK
GAD115319204	HARRIS CALORIFIC INC	GAINESVILLE
GAD981014491	HB FULLER COMPANY	COVINGTON
GAD046910915	HELENA CHEMICAL COMPANY	CORDELE
GAD981237183	HENKEL TECHNOLOGIES	CALHOUN
GAD004065520	HERCULES INCORPORATED	BRUNSWICK
GAD000613240	HEXION SPECIALTY CHEMICALS	COLUMBUS
GAD084823301	HEXION SPECIALTY CHEMICALS INC	FOREST PARK
GAR000030296	HL-A CO INC	BREMEN
GAD045837945	THE HON COMPANY	CEDARTOWN
GAD980708788	HOOD PACKAGING CORPORATION	DECATUR
GAR000004200	HORTON COMPONENTS INC	EATONTON
GA4210022733	HUNTER ARMY AIRFIELD	HUNTER AAF
GAD984297630	I.V.C. SOUTH INC.	LAWRENCEVILLE
GAD984308981	IMAJE INK JET CORPORATION	KENNESAW
GAD981234230	IMMUCOR INC	NORCROSS
GAD981238199	INDALEX INC	GAINESVILLE
GAR000015024	INNOVATIVE CIRCUITS INC	GAINESVILLE
GAR000006940	INTERNATIONAL FLAVORS & FRAGRANCES	
GAD003275252	INTERNATIONAL PAPER COMPANY	
GAD981267982	ITW CHEMTRONICS	
GAD047590476	JOHNS MANVILLE	
GAR000010132	JOHNSON DIVERSEY INC.	
GAD097395693	KASON INDUSTRIES INC	
GAD991276387	KEMIRA CHEMICALS INC COLUMBUS PLANT	
GAD073440950	KENNAMETAL IPG	
GAD981237878	KIMOTO TECH INC	
GAD981474059	KOBELCO CONSTRUCTION MACHINERY AMERICA L	
GAD981275449	KODAK POLYCHROME GRAPHICS-A SUBSIDIARY	
GAR000005181	KOMATSU FORKLIFT USA INC	
GAD981262462	KUBOTA MANUFACTURING OF AMERICA	
GAD003300506	LANGDALE FOREST PRODUCTS CO.	
GAD003293073	LOREAL USA	
GAR000025916	LOREAL USA S/D INC	
GAD042216549	LPS LABORATORIES	
GAD980515647	LUDLOW COATED PRODUCTS	
GAD003307352	LYNX CHEMICAL GROUP LLC- COLUMBUS PLANT	
GAR000033910	LYNX CHEMICAL GROUP SMYRNA PLANT	
GAR000036277	M G INTERNATIONAL	
GAR000017640	MAINSHIP CORPORATION	

National Biennial RCRA Hazardous Waste Report: Based on 2005 Data

EPA ID	Site Name	Location City	
GA7170023694	MARINE CORPS LOGISTICS BASE	ALBANY	0
GAD981264534	MCDONALD DOUGLAS AIRCRAFT SUB THE BOEING	MACON	0
GAD981269095	MCF SYSTEMS ATLANTA INC	DECATUR	0
GAD981260151	MCNEILUS TRUCK AND MANUFACTURING INC	VILLA RICA	0
GAD003324985	MERCK & CO INC	ALBANY	0
GAR000010181	MERIAL LIMITED	ATHENS	0
GAD000827873	METAL COATERS OF GEORGIA	MARIETTA	81
GAR000011908	MI METALS INC	MILLEN	0
GAD114381403	MICRO FLO COMPANY	SPARKS	0
GAD981226244	MICROMERITICS INSTRUMENT CORPORATION	NORCROSS	0
GAD980847339	MILLENNIUM SPECIALTY CHEMICALS INC	BRUNSWICK	0
GAD981275993	MILLIKEN HILLSIDE COATING	LAGRANGE	0
GA0570024109	MOODY AIR FORCE BASE	MOODY AFB	0
GAD981264658	NAKANISHI MANUFACTURING CORPORATION	WINTERVILLE	0
GA4170090001	NAVAL SUBMARINE BASE KINGS BAY	KINGS BAY	1
GAD980845150	NAZDAR KC COATINGS ATLANTA INC.	NORCROSS	0
GAD980726491	NORAMCO INC	ATHENS	0
GAD042861666	NORTHSIDE HOSPITAL	ATLANTA	5
GAD981237118	THE NUTRASWEET COMPANY	AUGUSTA	17,916
GAD040690737	OLIN CORPORATION	AUGUSTA	542,379
GAD047750229	OMNOVA SOLUTIONS INC	CALHOUN	0
GAD096629282	ONYX ENVIRONMENTAL SVCS L.L.C.	MORROW	46
GAD981231970	OPTIMA CHEMICAL GROUP LLC	DOUGLAS	0
GAD984282145	OWENS CORNING ROOFING & ASPHALT PLANTS	ATLANTA	0
GAD003295243	OWENS-BROCKWAY GLASS CONTAINER INC.	ATLANTA	0
GAR000021550	PACKAGING PRODUCTS CORPORATION	ROME	0
GAD981255276	PANASONIC PRIMARY BATTERY CORP OF AMERIC	COLUMBUS	0
GAD057281958	PCS NITROGEN FERTILIZER L.P.	AUGUSTA	0
GAD093380814	PERMA FIX OF SOUTH GEORGIA INC	VALDOSTA	3,905
GAD095811162	PHOTOCIRCUITS CORP.	PEACHTREE CITY	0
GAD984318899	PHOTOCIRCUITS CORP.	PEACHTREE CITY	0
GAD131327546	PIEDMONT LABORATORIES	GAINESVILLE	0
GAR000042788	POLLOCK PAPER	AUSTELL	1
GAR000002998	PPG AEROSPACE PRC-DESOTO	KENNESAW	44
GAD075876623	PPG ARCHITECTURAL FINISHES INC	EAST POINT	246
GAD980711816	PRATT & WHITNEY	COLUMBUS	EVANS
GAR000027946	PRECISION HOSE INC	STONE MOUNTAIN	0
GAD003274545	PRINTPACK INCORPORATED	ATLANTA	0
GAD981241300	PRINTPACK INCORPORATED	VILLA RICA	
GAR000032540	PRINTPACK INCORPORATED	VILLA RICA	81 0657.6844 -10
GAR000039503	THE PROCTER & GAMBLE DIST. CO SE REGION	FAIRBURN	
GAD003324944	PROFILE EXTRUSION COMPANY	ROME	
GAR000040774	QUAKER OATS CO. / ATLANTA MIXING CENTER	ATLANTA	
GA0000263327	QUALA SYSTEMS INC	GARDEN CITY	
GAD984318568	QUALA SYSTEMS INC	JONESBORO	
GAD980601728	QUEBECOR WORLD KRI INC	EVANS	
GAD981253289	QUEST DIAGNOSTICS INCORPORATED	TUCKER	
GAR000034702	REGAL MARINE INDUSTRIES INC	VALDOSTA	
GAR000008748	RESCAR INDUSTRIES	GORDON	
GAR000007997	RETURN LOGISTICS INTERNATIONAL CORP	SAVANNAH	
GAD096634910	RHODIA INC.	WINDER	
GAD082169855	RJ REYNOLDS TOBACCO COMPANY	MACON	
GAR000030445	ROBALO LLC	VALDOSTA	
GAD084362656	ROBERT BOSCH TOOL CORPORATION	TOCCOA	
GA1570024330	ROBINS AIR FORCE BASE	ROBINS AFB	
GAR000030866	ROHM AND HAAS ELECTRONIC MATERIALS LLC	NORCROSS	
GAD003264850	ROPER PUMP COMPANY	COMMERCE	
GAD000776781	SAFETY-KLEEN SYSTEMS INC GARDEN CITY	GARDEN CITY	

GAD000823096
GAD980709257
GAD981265424
GAD980842777
GAD063152573
GAR000028464
GAR000021022
GAD064494040
GAD984307801
GAR000033621
GAD003480530
GAD118273945
GAD042869057
GAR000033332
GAD991276007
GA0000575696
GAD003285665
GAD107525503

EPA ID

GAD984310763 WESTERN ROTO ENGRAVERS INC
GAD000610378 WEYLICHEM CORPORATION
GAR000017475 WIKOFF COLOR CORP
GAD003323805 WILLIAM C MEREDITH CO INC
GAD981264880 YAMAHA MOTOR MANUFACTURING COPORATION
GAD984304014 YKK AP AMERICA INC
GAD069199628 YKK USICA INC

National Biennial RCRA Hazardous Waste Report: Based on 2005 Data

EPA ID	Site Name	
GUD982442444	ATKINS KROLL, INC	TAMUNING
GU7170027323	COMMANDER, U.S. NAVAL FORCES MARIANAS	SANTA RITA
GUD984366179	CONTINENTAL MICRONESIA	TAMUNING
GU7210090026	GUAM ARMY NATIONAL GUARD	TAMUNING
GUD982486839	GUAM DRY CLEANERS	TAMUNING
GUR000000174	GUAM INTL AIRPORT AUTHORITY	TAMUNING
GUD982469462	GUAM MEMORIAL HOSPITAL AUTHORITY	TAMUNING
GUR000032540	GUAM SHIPYARD	SUMAY COVE, SANTA RITA
GUR000000026	MATSON NAVIGATION CO	PITI
GU0170090021	NAVAL COMPUTER AND TELECOMMUNICATIONS	NCTS
GU0170090013	ORDNANCE ANNEX, U.S. NAVAL FORCES	SANTA RITA
GUR000128595	POLARIS POINT, U.S. NAVAL FORCES	SANTA RITA
GUT000010009	SHELL GUAM TERMINAL	AGAT
GU5170022680	U. S. NAVY PUBLIC WORKS CENTER GUAM	SANTA RITA
GU9170090022	US NAVAL HOSPITAL, GUAM	AGANA HEIGHTS
GUR000128751	US NAVY PUBLIC WORKS CENTER FENA LAB	SANTA RITA AIR FORCE BASE G0026
GU6571999519	USAF ANDERSEN AIR FORCE BASE GUAM	
GU9690390019	USCG SECTOR GUAM	

EPA ID

HIT160010005 CHEVRON PRODUCTS COMPANY,HAWAII REFINERY
HID000633081 CONOCOPHILLIPS HONOLULU TERMINAL
HID981638042 DEL MONTE FRESH PRODUCE (HAWAII), INC.
HIP000136382 HECO - WAHIAWA SUBSTATION
HI8570028722 HICKAM AIR FORCE BASE
HIT000610881 HILL GEN. STATION & KANOELEHUA BASEYARD
HI0000452888 HONOLULU RESOURCE RECOVERY VENTURE
HI6170022762 MARINE CORPS BASE HAWAII, KANEOHE BAY
HID980883185 MAUI TOYOTA FKA HI WOOD PRESERVING CO
HID981433634 MID PAC PETROLEUM KAWAIIHAE TERMINAL
HI9170090006 NAVAL MAGAZINE PEARL HARBOR
HI1170024334 NAVY PWC - PEARL HARBOR COMPLEX
HI0000449199 NAVY REGION HAWAII - FORD ISLAND
HIR000106526 NORWEGIAN STAR
HI6170024719 PACIFIC MISSILE RANGE FACILITY
HID990675704 PACIFIC SHIPYARDS INTERNATIONAL LLC
HI6170024339 PEARL HARBOR NAVAL SHIPYARD AND
HIR000106518 PRIDE OF ALOHA
HIR000136598 PRIDE OF AMERICA
HIR000001057 PUNA GEOTHERMAL VENTURE
HID157773284 QUEENS MEDICAL CENTER
HID000631531 SHELL OIL PRODUCTS US - HILO TERMINAL
HID000631655 SHELL OIL PRODUCTS US - HONOLULU TERMINA
HID000631770
HID056786395
HI0000146365 SHU.S. ARMY TRIPE RR ARMY DICAL CENTER
HIR000050617
HID087190542
HI0000238113
HI3210022239
HIT000610873



National Biennial RCRA Hazardous Waste Report: Based on 2005 Data

ILD006280606
ILD005205604
ILR000138156
ILD000806075
ILT180013427
ILD177667128
ILR000059931
ILD005156146
ILR000034751
ILD074416603
ILD005130612
ILD005094735
ILT180012650
ILD005072517
ILD049826076
ILD982606667
ILD984908665
ILR000025825
ILD025477837
ILD981533193
ILD000716894
ILD005163332
ILD984848226
ILD000670778
ILD980503106
ILD980700967
ILD984815142
ILD056641244
ILD039634043
ILD005189527
ILR000076976
ILD005177084
ILR000054056
ILD984853275
ILD064014210
ILR000134940
IL3890008946
ILD000670828
ILD085224376
ILD046374062
ILD980700538
ILD043369446
ILR000103309
ILD051091668
ILR000132985
ILR000006908
ILR000063594
ILR000080952
ILD068464684
ILD005149471
ILR000028555
ILD018214981
ILD980904601
ILT180019713
ILR000133942
ILD005237805
ILD067989723
ILD064418353
ILR00010818353ILD006280606ILD064418353ILD064418355ILD064418353ILD064418353ILD064418353ILD064418355ILD064418353ILD064418353ILD064418353ILD064418353

National Biennial RCRA Hazardous Waste Report: Based on 2005 Data

ILLINOIS

REPORTED RCRA SITES

EPA ID	Site Name	Location City	RCRA Tons Generated	RCRA Tons Managed
ILD000819946	BEAZER EAST INC	CARBONDALE	0	0
ILR000073890	BEHR PROCESS CORP	SAUK VILLAGE	73	0
ILR000134882	BELL & HOWELL	LINCOLNWOOD	0	0
ILR000116137	BELL RACING CO	RANTOUL	3	0
ILD075611525	BELL SPORTS INC	RANTOUL	5	0
ILD005114665	BELMONT PLATING WORKS	FRANKLIN PARK	985	0
ILD046580072	BERHARD WOODWORK LTD	NORTHBROOK	0	0
ILD005114285	BERNARD WELDING EQUIPMENT CO	BEECHER	17	0
ILD005129192	BERTEAU LOWELL PLATING WORKS	CHICAGO	189	0
ILR000136325	BEST BUY DIST CTR & SVC CTR	CAROL STREAM	0	0
ILR000135004	BFC FORMS SVC INC	BATAVIA	8	0
ILD980700751	BFI, DAVIS JUNCTION	DAVIS JUNCTION	1,229	0
ILD062444435	BIG RIVER ZINC CORP	SAUGET	354	0
ILD005230420	BLUEGRASS FOLDING CARTON	CAROL STREAM	26	0
ILD082940081	BLUEGRASS PKG CO DBA ALTIVITY	SCHAUMBURG	374	0
ILR000133017	BOBBE & CO	CHICAGO	0	0
ILD005071808	BODYCOTE THERMAL PROCESSING	MELROSE PARK	107	0
ILD984775353	BOGE NORTH AMERICA	PARIS	13	0
ILD005457221	BORG-WARNER AUTOMOTIVE	BELLWOOD	95	0
ILD076877877	BP NAPERVILLE COMPLEX	NAPERVILLE	40	0
ILT180012049	BP PRODUCTS NA OHARE TERMINAL	DES PLAINES	1	0
ILD000805697	BP PRODUCTS NORTH AMERICA INC	BERWYN	0	0
ILD005524434	BRENNTAG GREAT LAKES LLC	CHICAGO	3	0
ILD005939756	BRETFORD MFG	FRANKLIN PARK	12	0
ILD043364496	BRIDGESTONE FIRESTONE TIRE CO	BLOOMINGTON	0	0
ILD077001741	BRIDGEVIEW AEROSOL LLC	BRIDGEVIEW	597	0
ILD005126297	BRIGHTLY GALVANIZED PROD	CICERO	0	0
ILD084394089	BRP US INC	BENTON	18	0
ILD005085725	BRUCE OFFSET CO	ELK GROVE VILLAGE	10	0
ILR000111021	BUCKEYE TERMINALS	BEDFORD PARK	2	0
ILD074562315	BURGESS INC(FORMER) GOULD INC	FREEPORT	0	0
ILD193600657	BURLINGTON NORTHERN & SANTA FE	GALESBURG	0	0
ILD005135892	BUTLER MANUFACTURING CO	GALESBURG	0	0
ILD042075978	BWAY CORP	FRANKLIN PARK	110	0
ILD042075333	CABOT CORP	TUSCOLA	435,037	435,029
ILD984846477	CABOT MICROELECTRONICS CORP	AURORA	14	0
ILR000075663	CABOT MICROELECTRONICS CORP	AURORA	45	0
ILR000075671	CABOT MICROELECTRONICS CORP	AURORA	2	0
ILD025807488	CADBURY ADAMS USA LLC	ROCKFORD	3	0
ILR000127811	CALIFORNIA & ROOSEVELT I P	CHICAGO	0	0
ILP200001530	CANADIAN NATIONAL RAILROAD	THOMPSONVILLE	5	0
ILD057862393	CANADIAN NTL IL CENTRAL RR	HOMEWOOD	129	0
IL0000263095	CAPRON MFG CO	CAPRON	571	0
ILR000132613	CAREFREE CARTAGE	BRIDGEVIEW	0	0
ILD005477666	CARUS CHEMICAL	LASALLE	6	0
ILR000138172	CASEY-WESTFIELD SCHOOL DIST	CASEY	0	0
ILD060861978	CASSWOOD TREATED PROD INC	BEARDSTOWN	172	0
ILD005197397	CASTLE METAL FINISHING CORP	SCHILLER PARK	67	0
ILD005160155	CASTROL IND NORTH AMERICA	NORTH AURORA	0	0
ILD005070537	CATERPILLAR INC	JOLIET	372	0
ILD005070651	CATERPILLAR INC	AURORA	130	0
ILD005070719	CATERPILLAR INC	DECATUR	250	134
ILD052664604	CATERPILLAR INC	EAST PEORIA	19	0
ILD067407627	CATERPILLAR TECHNICAL CTR	MOSSVILLE	32	0
ILD984767426	CBSL TRANSPORTATION	CHICAGO	74	0
ILD990785453	CECO CORP	LEMONT	0	0
ILR000133413	CELANESE LTD	MEREDOSIA	506	0
ILD005069711	CENTRAL CAN CO INC	CHICAGO	170	0

National Biennial RCRA Hazardous Waste Report: Based on 2005 Data

ILD051091528
ILD005131891
ILD080018914
ILD089828016
ILD005138128
ILD005079975
ILD980680177
ILO000487694
ILD980994867
ILD006929095
ILD984787457
ILD005107149
ILD041518861
ILD047036009
ILD049015134
ILR000136051
ILR000136069
ILR000136176
ILR000136184
ILR000136192
ILR000136200
ILR000136218
ILR000126961
ILD010605574
ILD005105572
ILD010282598
ILR000107490
ILD068469824
ILD020032199
ILD984774190
ILD045304367
ILR000134866
ILD053213922
ILD045048576
ILD981952203
ILR000123463
ILD045683471
ILD984818518
ILD010284248
ILO001006618
ILD984812701
ILD102185675
ILR000007559
ILD057857146
ILR000136150
ILD064389828
ILD041550567
ILD005155973
ILD980502744
ILD000608471
ILD984805317
ILO000245381

National Biennial RCRA Hazardous Waste Report: Based on 2005 Data

ILLINOIS

REPORTED RCRA SITES

EPA ID	Site Name	Location City	RCRA Tons Generated	RCRA Tons Managed
ILR000109371	DEGUSSA CORP IL WHSE	BEDFORD PARK	8	0
ILR000103143	DELTA CIRCUITS	WEST CHICAGO	4	0
ILR000041848	DELTA PRECISION CIRCUITS INC	ELK GROVE VILLAGE	622	0
ILD005083274	DELTROL CORP	BELLWOOD	11	0
ILD077007300	DEMICHOLS CLEANING SVCS	ARLINGTON HEIGHTS	0	0
ILR000042689	DEPAUL UNIVERSITY BARAT COLLEGE	LAKE FOREST	9	0
ILR000101337	DES PLAINES TRANSFER STATION	DES PLAINES	0	0
ILD074424938	DETREX CORP SOLVENT & ENV SVC	MELROSE PARK	274	0
ILR000116418	DIAGRAPH MSP/ ITW CO	MARION	20	0
ILD006264402	DIAMOND PLATING CO INC	MADISON	364	0
ILR000137240	DIAMOND TRANSPORT INC (SPILL)	PALATINE	62	0
ILD984774703	DIVERSAPACK LLC	MARENGO	86	0
ILD061047502	DIVERSIFIED COMPOSITES CORP	ROCK FALLS	0	0
ILR000021121	DIXIE TRAVEL PLAZA-MCLEAN	MCLEAN	0	0
ILD005267810	DIXLINE CORP	GALVA	65	0
ILR000132340	DIXON, CITY OF WATER DEPT	DIXON	0	0
ILR000006015	DOMINICKS FINER FOODS	CHICAGO	0	0
ILD980999395	DOMINO AMJET INC	GURNEE	82	0
ILD064012180	DONALDSON CO INC	DIXON	9	0
ILR000128900	DOW AGRO SCIENCES	DECATUR	0	0
ILR000128322	DOW AGROSCIENCES LLC	ROCKFORD	0	0
ILD043912922	DOW CHEMICAL	JOLIET	0	0
ILD093154599	DOW CHEMICAL CO	CHANNAHON	107	0
ILR000122754	DOW CHEMICAL CO	WILMINGTON	91	0
ILD058587759	DSM DESOTECH INC	ELGIN	60	0
ILR000025866	DSM NUTRITIONAL PRODUCTS INC	NAPERVILLE	97	0
ILD005130026	DUDEK & BOCK SPRING MFG CO	CHICAGO	0	0
ILR000133900	DUJARDIN SCHOOL	BLOOMINGDALE	0	0
ILD005145560	DUKANE CORP	ST CHARLES	9	0
ILR000057430	DULIN METALS CO	FRANKLIN PARK	293	0
ILD984916205	DUNLEE	AURORA	10	0
ILR000108605	DUPAGE MACHINE PRODUCTS INC	GLENDALE HEIGHTS	26	0
ILR000126300	DUPAGE MACHINE PRODUCTS INC	BLOOMINGDALE	26	0
ILD059451260	DUPAGE PLATING CO	ADDISON	0	0
ILD039617543	DUR-O-WAL INC	AURORA	518	0
ILD005174461	DYNACHEM INC	GEORGETOWN	68	0
ILD982624777	DYNO NOBEL INC	WOLF LAKE	5	2
ILD074399155	E/M COATING SVCS	LOMBARD	10	0
ILD981088800	EAGLE ELECTRONICS INC	SCHAUMBURG	69	0
ILD984768317	EAGLE WINGS INDUSTRIES INC	RANTOUL	2	0
ILD984820191	EAKAS CORP	PERU	235	0
ILR000063115	EASTMAN KODAK CO	CAROL STREAM	0	0
ILD005556956	EATON ELECTRICAL	LINCOLN	139	0
ILD115880817	EC SCHULTZ & CO	ELK GROVE VILLAGE	19	0
ILD064385701	ECOLAB INC	JOLIET	4,581	873
ILR000136788	ECOLAB INC	ELK GROVE VILLAGE	0	0
ILR000126896	ECP INC	BEDFORD PARK	10	0
ILR000137315	ECP INC	WOODRIDGE	0	0
ILT180011561	ED ETNYRE & CO	OREGON	0	0
ILD984775155	EDMUND ALLEN LUMBER CO	MOMENCE	0	0
ILR000133660	EDWARD GEORGE CO	ALSIP	0	0
ILR000127795	EFKA ADDITIVES N AMERICA	ELK GROVE VILLAGE	0	0
ILD046579421	EI DUPONT DE NEMOURS	MORTON GROVE	104	0
ILD056833601	EISENMANN CORP	CRYSTAL LAKE	11	0
ILD049010564	ELECPAC	CARY	11	0
ILD001979350	ELECTRIC ENERGY INC	JOPPA	0	0
ILD984901645	ELECTRO CIRCUITS INC	SCHAUMBURG	203	0
ILR000077032	ELECTRO-MAX INC	HAMPSHIRE	95	0

National Biennial RCRA Hazardous Waste Report: Based on 2005 Data

ILLINOIS

REPORTED RCRA SITES

EPA ID	Site Name	Location City	RCRA Tons Generated	RCRA Tons Managed
ILD006009690	ELECTROMOTIVE DIESEL INC	MCCOOK	32	0
ILD980821557	ELECTRONIC INTERCONNECT CORP	ELK GROVE VILLAGE	314	0
ILD005166145	ELECTRONIC PLATING CO	CICERO	67	0
ILR000065813	ELECTROPLATED METAL SOLUTIONS	ELK GROVE VILLAGE	69	0
ILD005212303	ELGIN SWEEPER CO	ELGIN	8	0
ILD025444837	ELGIN, CITY OF	ELGIN	0	0
ILD029460524	ELMHURST MEMORIAL HOSPITAL	ELMHURST	7	0
ILD005070495	EMCO CHEMICAL DISTRIBUTORS	NORTH CHICAGO	890	111
ILT180010324	EMERALD PERFORMANCE MATERIALS	HENRY	67	0
ILD005123948	EMPIRE HARD CHROME INC	CHICAGO	114	0
ILR000038604	EMPIRE HARD CHROME INC	CHICAGO	139	0
ILD045062593	EN-CHRO PLATING LTD	MELROSE PARK	44	0
ILR000007336	ENGINEERED POLYMER SOLUTIONS	MARENGO	64	0
ILD984809152	ENGIS CORP	WHEELING	33	0
ILR000102988	ENOVATION GRAPHIC SYSTEMS INC	HANOVER PARK	55	0
ILD059483081	ENTECH RECOVERY INC	UNION	0	0
ILD045051117	ENTERPRISE TRANSPORTATION CO	LAKE IN THE HILLS	36	0
ILD069973790	ENTHON INC	BRIDGEVIEW	879	0
ILR000128165	ENTRAVISION COMMUNICATION CORP	GILBERTS	0	0
ILD000666206	ENVIRITE OF ILLINOIS INC	HARVEY	145	43,192
ILR000133488	ENVIRONMENTAL REMEDIATION	MOUNDS	0	0
ILR000019588	ENVIROVAC WASTE TRANSPORT SYS	JACKSONVILLE	18	0
ILD068588664	EQUILON DBA SHELL OIL PRODUCTS	ARLINGTON HEIGHTS	6	0
ILD048296180	EQUISTAR CHEMICALS LP	MORRIS	1,853	0
ILD005078126	EQUISTAR CHEMICALS-TUSCOLA	TUSCOLA	972	0
ILD981777998	ER MOORE CO	CHICAGO	0	0
ILT180010340	ESTER SOLUTIONS	BEDFORD PARK	141	0
ILD984902619	ETCH A DIE DIV OF BEST CUT DIE	SKOKIE	0	0
ILR000024380	EUCLID CHEMICAL CO	KIRKLAND	6	0
ILD155126030	EXCELL ELECTRONICS CORP	ELK GROVE VILLAGE	13	0
ILD000665489	EXELON CORP DRESDEN STATION	MORRIS	3	0
ILD010217156	EXELON ZION STATION	ZION	0	0
ILD000803643	EXELON-LASALLE COUNTY STATION	MARSEILLES	3	0
ILD060862810	EXELON-QUAD CITIES STATION	CORDOVA	0	0
ILR000121681	EXIDE TECHNOLOGIES	AURORA	0	0
ILD040116303	EXPLORER PIPELINE CO	EAST ALTON	199	0
ILD000815357	EXXON MOBIL CICERO LUBE PLT	CICERO	1	0
ILD075905299	EXXON MOBIL OIL CORP	SAUGET	7	0
ILD000668715	EXXONMOBIL OIL CORP	LOCKPORT	277	0
ILD059435537	EXXONMOBIL OIL CORP	ARLINGTON HEIGHTS	3	0
ILD064403199	EXXONMOBIL OIL CORP	CHANNAHON	1,543	0
ILD006536239	FAGERDALA USA MENDOTA	MENDOTA	0	0
ILD005119334	FEDERAL MOGUL SEALING SYSTEMS	SKOKIE	57	0
ILD980684377	FEDERAL SIGNAL CORP	UNIVERSITY PARK	18	0
ILD005258074	FEDERATED PAINT MFG CO INC	MELROSE PARK	58	0
IL6890030046	FERMILAB	BATAVIA	23	0
ILD005203476	FERRO PFANSTIEHL LABORATORIES	WAUKEGAN	1,382	0
ILR000124958	FI WAREHOUSE CORP	GRANITE CITY	0	0
ILD079155446	FIELD CONTAINER CO LP	MARSEILLES	131	0
ILD984917393	FILTER SYSTEMS INC	BELVIDERE	133	0
ILD045690724	FINISHING CO INC, THE	FRANKLIN PARK	88	0
ILD982616104	FISHER CLINICAL SVCS	MT PROSPECT	0	0
ILR000079996	FISHER CONTAINER CORP	BUFFALO GROVE	28	0
ILR000041251	FISHER SCIENTIFIC CO LLC	HANOVER PARK	22	0
ILR000138206	FLEXSYS AMERICA LP	SAUGET	0	0
ILR000128389	FLINT HILLS RESOURCES LP	CHANNAHON	74	0
ILR000129460	FLINT HILLS RESOURCES LP	NAPERVILLE	2	0
ILD005472881	FMC CORP	WYOMING	1,034	0

National Biennial RCRA Hazardous Waste Report: Based on 2005 Data

ILLINOIS

REPORTED RCRA SITES

EPA ID	Site Name	Location City	RCRA Tons Generated	RCRA Tons Managed
ILR000111666	FORBO ADHESIVES LLC	MORRIS	343	0
ILD060364882	FORD MOTOR CO-ASSEMBLY PLANT	CHICAGO	1,009	0
ILD062333752	FORT TRANSFER CO	MORTON	4	0
ILR000128801	FORTECH	LEMONT	0	0
ILD042074559	FOTO FABRICATION CORP	CHICAGO	0	0
ILT180010308	FRANTZ MFG CO, BEARING DIV	STERLING	5	0
ILD005464896	FREDERICK GUMM CHEMICAL CO INC	WAUKEGAN	16	0
ILD113823058	FREEMAN UNITED COAL MINING CO	VIRDEN	19	0
ILD980703896	FREEMAN UNITED COAL MINING CO	WALTONVILLE	41	0
ILR000113753	FREEPORT, CITY OF	FREEPORT	91	0
ILD984816959	FRIGID FLUID CO	NORTHLAKE	6	3
ILD053218251	FUJI HUNT PHOTO CHEMICALS INC	ROLLING MEADOWS	34	0
ILR000024018	G&K SVCS	JUSTICE	37	0
ILR000021766	GALAXY CIRCUITS INC	CAROL STREAM	128	0
ILD089637847	GARRETT AVIATION SVCS	SPRINGFIELD	199	0
ILR000049593	GAS RECOVERY SVCS OF ILLINOIS	HANOVER PARK	269	0
ILD007432529	GATES RUBBER CO	ROCKFORD	0	0
ILR000039529	GATEWAY INTL MOTORSPORTS	MADISON	1	0
ILD984832311	GATTO INDUSTRIAL PLATERS INC	CHICAGO	415	0
ILD005272992	GE APPLIANCE CONTROLS	MORRISON	20	0
ILD005443866	GE LIGHTING LLC	MATTOON	39	0
ILD079135133	GE PLASTICS	OTTAWA	304	0
ILD009722281	GE WATER & PROCESS TECH	ADDISON	194	0
ILR000111534	GENCO DISTRIBUTION SOLUTIONS	DIXON	91	0
ILD980681803	GENERAL AUTOMATION INC	SKOKIE	0	0
ILR000066654	GENERAL DYNAMICS	MARION	0	0
IL6140090220	GENERAL DYNAMICS ORDNANCE & TA	MARION	293	0
IL8143609487	GENERAL DYNAMICS OTS AREA 13	MARION	27	0
ILD000802801	GENERAL DYNAMICS OTS TEST RANG	MARION	16	302
IL5140090221	GENERAL DYNAMICS-OTS BDF-AREA	MARION	62	0
IL4140090222	GENERAL DYNAMICS-OTS P-AREA	MARION	6	0
ILD005453691	GENERAL ELECTRIC CO	BLOOMINGTON	915	0
ILD005453758	GENERAL ELECTRIC CO	DEKALB	0	0
ILD070015714	GENERAL ELECTRIC CO	CHICAGO	0	0
ILD005150206	GENERAL PACKAGING PRODUCTS INC	CHICAGO	42	0
ILD059457200	GENERAL PLATING CO	ADDISON	91	0
ILR000012138	GENEVA ENERGY LLC	FORD HEIGHTS	0	0
ILD094736857	GERLIN INC	CAROL STREAM	74	0
ILD982604043	GIBALTAR CHEMICAL WORKS INC	SOUTH HOLLAND	101	0
ILD047031273	GILLETTE CO	NORTH CHICAGO	0	0
ILD000802777	GJ NICHOLAS & CO INC	BELLWOOD	18	0
ILR000134460	GLENBARD FAMILY PRACTICE	GLEN ELLYN	0	0
ILR000138362	GLIDDEN CO DBA ICI PAINTS	GURNEE	0	0
ILD005215256	GNB TECHNOLOGIES	KANKAKEE	98	0
ILD984809970	GODFREY MARINE ILLINOIS LLC	BENTON	4	0
ILD005123211	GOLD EAGLE CO	CHICAGO	0	0
ILD095792859	GOLDSCHMIDT CHEMICAL CORP	MAPLETON	22	0
ILD020942728	GRACE DIVISION	CHICAGO	359	0
ILR000121665	GRANITE CITY WORKS OF US STEEL	GRANITE CITY	120	0
ILD984767855	GRAPHICS & INDUSTRIAL CIRCUIT	KIRKLAND	11	0
ILD021292990	GRAVURE INK	BENSENVILLE	2	0
IL0000127191	GREAT DANE TRAILERS	KEWANEE	14	0
ILD052670734	GREAT DANE TRAILERS	CHARLESTON	5	0
ILD024921074	GREAT LAKES TERM & TRANS	BEDFORD PARK	14	0
ILD085346468	GREIF INDUSTRIAL PACKAGING SVC	ALSIP	110	0
ILR000136465	GROSSINGER TOYOTA	LINCOLNWOOD	0	0
ILR000061853	GUARDIAN WEST	URBANA	1,501	0
ILR000137414	GW BERKHEIMER CO INC	TINLEY PARK	1	0

National Biennial RCRA Hazardous Waste Report: Based on 2005 Data

ILLINOIS

REPORTED RCRA SITES

EPA ID	Site Name	Location City	RCRA Tons Generated	RCRA Tons Managed
ILD005067772	H KRAMER & CO	CHICAGO	15	0
ILR000133512	HALLMARK FINISHING LLC	GRANT PARK	6	0
ILR000121111	HALVERSONS CONSTRUCTION CO INC	SPRINGFIELD	0	0
ILD010219665	HAMILTON SUNSTRAND	ROCKFORD	287	0
ILD018116749	HANDSCHY INDUSTRIES INC	BELLWOOD	19	0
ILD005071667	HANDY BUTTON MACHINE CO	MELROSE PARK	13	0
ILR000056960	HANNA STEEL CORPORATION	PEKIN	21	0
ILD069496248	HANNAH MARINE CORP	LEMONT	242	0
ILD004203568	HARRIS CORP	QUINCY	34	0
ILD049295041	HAUSNER HARD CHROME INC	ELK GROVE VILLAGE	14	0
ILD005440656	HCC INC	MENDOTA	7	0
ILD005216403	HEAD INC	SOUTH ELGIN	9	0
ILD984766873	HENDRICKSON BUMPER & TRIM	JOLIET	5	0
ILD984886747	HENKEL ADHESIVES CORP	ELGIN	493	0
ILD000180869	HENRY PRATT CO	DIXON	2	0
ILD092545953	HENRY PRATT CO	AURORA	7	0
ILD095309647	HENTZEN COATINGS INC	BATAVIA	56	0
ILD085349264	HERITAGE ENVIRONMENTAL SVC	LEMONT	0	0
ILD984868091	HERSHEY CHOCOLATE & CONFECTION	ROBINSON	2	0
ILD000608992	HEXION SPECIALTY CHEMICALS INC	BEDFORD PARK	1,000	0
ILD005083316	HEXION SPECIALTY CHEMICALS INC	CARPENTERSVILLE	1,040	0
ILD095299020	HEXION SPECIALTY CHEMICALS INC	CARPENTERSVILLE	524	0
ILR000129981	HOMAX PRODUCTS INC	CHICAGO	79	0
ILR000132720	HOME DEPOT, THE	CHICAGO	582	0
ILD005463344	HONEYWELL INTL INC	DANVILLE	1	0
ILD006278170	HONEYWELL INTL INC	METROPOLIS	14	0
ILD980997118	HONEYWELL INTL INC PLANT 1	FREEPORT	17	0
ILD001899772	HONEYWELL INTL INC PLANT 4	FREEPORT	47	0
ILR000127449	HOPSIRA INC	NORTH CHICAGO	23	0
ILD040891368	HORSEHEAD CORP	CHICAGO	0	179,472
ILR000126508	HOSPIRA	ABBOTT PARK	8	0
ILD984807651	HS CROCKER CO INC	HUNTLEY	0	0
ILD005085972	HU FRIEDY	CHICAGO	46	0
ILD087154555	HUNTSMAN EXPANDABLE POLYMERS	PERU	32	0
ILD984918466	HYDRITE CHEMICAL CO	UNIVERSITY PARK	44	0
ILR000135376	HYDRITE CHEMICAL CO	ELK GROVE VILLAGE	16	0
ILD984781880	HYDRITE CHEMICAL LAKE ZURICH	LAKE ZURICH	12	0
ILD984766279	HYDROMET ENVIRONMENTAL USA	NEWMAN	272	0
ILR000014639	IBIDEN CIRCUITS OF AMERICA COR	ELGIN	187	0
ILD984791798	ICON IDENTITY SOLUTIONS	ELK GROVE VILLAGE	1	0
ILR000129171	IDOT	VARIOUS	0	0
ILR000129551	IDOT	VARIOUS	896	0
ILR000129619	IDOT	VARIOUS	99	0
ILR000129700	IDOT	VARIOUS	0	0
ILR000129718	IDOT	VARIOUS	0	0
ILR000129726	IDOT	VARIOUS	0	0
ILR000129734	IDOT	VARIOUS	60	0
ILR000129742	IDOT	VARIOUS	0	0
ILR000129759	IDOT	VARIOUS	38	0
ILR000129767	IDOT	VARIOUS	0	0
ILR000129775	IDOT	VARIOUS	1,833	0
ILR000129783	IDOT	VARIOUS	0	0
ILR000129791	IDOT	VARIOUS	65	0
ILR000129841	IDOT	VARIOUS	0	0
ILR000129874	IDOT	VARIOUS	0	0
ILR000129882	IDOT	VARIOUS	0	0
ILR000130377	IDOT	VARIOUS	32	0
ILR000130427	IDOT	VARIOUS	49	0

National Biennial RCRA Hazardous Waste Report: Based on 2005 Data

ILLINOIS

REPORTED RCRA SITES

EPA ID	Site Name	Location City	RCRA Tons Generated	RCRA Tons Managed
ILR000130443	IDOT	VARIOUS	33	0
ILR000130468	IDOT	VARIOUS	16	0
ILR000130476	IDOT	VARIOUS	12	0
ILR000130500	IDOT	VARIOUS	56	0
ILR000130518	IDOT	VARIOUS	101	0
ILR000130559	IDOT	VARIOUS	15	0
ILR000130567	IDOT	VARIOUS	29	0
ILR000130591	IDOT	VARIOUS	15	0
ILR000130617	IDOT	VARIOUS	0	0
ILR000130633	IDOT	VARIOUS	37	0
ILR000130641	IDOT	VARIOUS	0	0
ILR000130716	IDOT	VARIOUS	0	0
ILR000130740	IDOT	VARIOUS	5	0
ILR000130757	IDOT	VARIOUS	77	0
ILR000130781	IDOT	VARIOUS	0	0
ILR000130799	IDOT	VARIOUS	0	0
ILR000130807	IDOT	VARIOUS	0	0
ILR000130815	IDOT	VARIOUS	0	0
ILR000130823	IDOT	VARIOUS	0	0
ILR000130831	IDOT	VARIOUS	0	0
ILR000130849	IDOT	VARIOUS	35	0
ILR000130856	IDOT	VARIOUS	1	0
ILR000130864	IDOT	VARIOUS	0	0
ILR000130872	IDOT	VARIOUS	44	0
ILR000130880	IDOT	VARIOUS	0	0
ILR000130898	IDOT	VARIOUS	0	0
ILR000130906	IDOT	VARIOUS	1	0
ILR000135673	IL INSTITUTE OF TECHNOLOGY	LANSING	173	0
ILR000134981	ILLINOIS AMERICAN WATER	BOLINGBROOK	14	0
ILR000131995	ILLINOIS AYERS OIL CO	QUINCY	0	0
ILR000108837	IMAGE TECHNOLOGY INC	ELGIN	92	0
ILD070015938	IMPERIAL PLATING CO	CHICAGO	83	0
ILD980793400	IMTT-CHANNAHON	CHANNAHON	128	0
ILD980823835	IMTT-LEMONT	LEMONT	853	0
ILR000034132	INCON TECHNOLOGIES LLC	BATAVIA	0	0
ILD984892711	INDUSTRIAL HARD CHROME LTD	GENEVA	50	0
ILD089813588	INEOS STYRENICS	CHANNAHON	38	0
ILD005110143	INNOPHOS INC	CHICAGO HEIGHTS	7	0
ILD043908524	INOLEX CHEMICAL CO	CHICAGO	0	0
ILD984784678	INSITUXFORM TECHNOLOGIES USA	LEMONT	194	0
ILD025760638	INTERLAKE MATERIAL HANDLING	PONTIAC	24	0
ILD005214077	INTERMATIC INC	SPRING GROVE	7	0
ILD000814699	INTERMET DECATUR FOUNDRY	DECATUR	28	0
ILD984779827	INTERMET HAVANA	HAVANA	0	0
ILD047568308	INTERNATIONAL PROCESSING CO	ELK GROVE VILLAGE	63	0
IL0001002047	INTERTAPE POLYMER GROUP INC	CARBONDALE	48	0
ILD074587585	INVENSYS BUILDING SYSTEMS	LOVES PARK	110	0
ILD054332598	INX INTERNATIONAL INK CO	CHICAGO	64	0
ILD000781591	ISG HENNEPIN INC	HENNEPIN	14	0
ILD081030678	ITT BELL & GOSSETT	MORTON GROVE	12	0
ILD000672683	ITT MCDONNELL & MILLER	CHICAGO	0	0
ILR000038182	ITW CHRONOMATIC	GLENDALE HEIGHTS	4	0
ILR000016543	ITW CHRONOTHERM	ELMHURST	0	0
ILR000138339	J STERLING MORTON FRESHMAN CTR	CICERO	0	0
ILR000005561	J&D MOTOR FREIGHT	CICERO	17	0
ILD047032750	J&M PLATING INC	ROCKFORD	20	0
ILR000101600	JAMES HARDIE BUILDING PROD	PERU	41	0
ILR000056317	JC LIGHT CO	GLENDALE HEIGHTS	64	0



ILD152533790
ILD000673053
ILD049998297
ILD005064639
ILD005476882
ILR000124271
ILD980264766
ILD984792440
ILR000132324
ILT180015026
ILD025821513
ILD038408894
ILD005115753
ILD093746014
ILD025224023
ILD981000995
ILD005269295
ILD005091087
ILD047580006
ILD07440-CD2

EPA ID

ILD984838318 PEPL-TUSCOLA
ILD984806190 PEPL-WAVERLY
ILD046569620 PERFECTION PLATING INC
ILD063698971 PERMA-TREAT OF ILLINOIS INC
ILR000125237 PETRA COLOR INC
ILD119572212 PFIZ668 TD/F1 8.00 TR98LI4H251D98485603995
ILR000101584
ILR000126482
ILD062480850
IL0000070425
ILD041539230
ILD005468616
ILR000136630
ILR000136796
ILD980994586
ILD052673027
ILR000135194
ILD984915090
ILD000814590
ILD005174297
ILD981961568
ILD005467691
ILD005067376
ILD005076567
ILT180014698
ILD005109822
ILD041889023
ILR000135806
ILD984834127
ILD089825780
ILR000029645
ILD051937852
ILD069952414
ILD984804112
ILD984843987
ILD074367251
ILR000043687
ILR000137018
ILD005215421
ILD005091889
ILD005162565
ILD981952302
ILD984890640
ILD984856039
ILD052432218
ILD984854562
ILD984803684
IL0000242552
ILD005434279
ILD982074130
ILD005065594
ILD984814046
ILD050932144
ILD044225050
ILD005137914
ILR000126318
ILT180012718
ILD000802744



National Biennial RCRA Hazardous Waste Report: Based on 2005 Data

ILLINOIS

REPORTED RCRA SITES

EPA ID	Site Name	Location City	RCRA Tons Generated	RCRA Tons Managed
ILR000015339	SHERWIN WILLIAMS CO 4387	COUNTRYSIDE	15	0
ILD060571189	SHERWIN WILLIAMS CO MINWAX	FLORA	26	0
ILD005067632	SHERWIN WILLIAMS-DUPPLICOLOR	ELK GROVE VILLAGE	14	0
ILR000126607	SHURE INC	WHEELING	0	0
ILD005119839	SIEMENS WATER TECHNOLOGIES	ROCKFORD	0	0
ILD005444781	SIGNODE	BRIDGEVIEW	45	0
ILR000104828	SILESIA FLAVORS INC	HOFFMAN ESTATES	4	0
ILT180013880	SILGAN CONTAINERS MFG CORP 115	ROCHELLE	114	0
ILR000002360	SILGAN TUBES CORP	WOODSTOCK	11	0
ILR000132902	SIP4 LP	BENSENVILLE	0	0
ILD005121439	SIPI METALS CORP	CHICAGO	696	624
ILD005105598	SKF SEALING SOLUTIONS	ELGIN	16	0
ILD041057902	SKILD PLATING CORP	CHICAGO	8	0
ILD984767848	SKOLNIK IND INC	CHICAGO	38	0
ILR0000041855	SKY ELECTRONIC INC	FRANKLIN PARK	0	0
ILD981099062	SLIDE PRODUCTS INC	WHEELING	14	0
ILD005121033	SLOAN VALVE CO	FRANKLIN PARK	717	0
ILD005980156	SMITHFIELD THERMOGAS CO	SMITHFIELD	0	0
ILR000119776	SMITHS AEROSPACE	LOVES PARK	0	0
ILD006282941	SNAP-ON TOOLS INC	MT CARMEL	2	0
ILR000007807	SOLAR COMMUNICATIONS	NAPERVILLE	10	0
ILD984775858	SOLAR COMMUNICATIONS INC	NAPERVILLE	0	0
ILD981096514	SOLAR CORP	LIBERTYVILLE	4	0
ILD000802702	SOLUTIA INC WG KRUMMRICH PLANT	SAUGET	306	0
ILR000132654	SOLVAY FLUORIDES	WOODBURY	0	0
ILR000136358	SOUTH DAKOTA SOY PROCESSORS	CHICAGO	0	0
ILR000107334	SOUTH HOLLAND METAL FINISHING	MONEE	143	0
ILD984774133	SOUTH SHOPS/77TH ST BUS GARAGE	CHICAGO	10	0
ILD071965214	SOUTHERN ILLINOIS UNIVERSITY	CARBONDALE	8	0
ILD055434443	SOVEREIGN COMMERCIAL GROUP INC	CAROL STREAM	1,191	0
ILD064000011	SPAULDING COMPOSITES INC	DEKALB	99	0
ILD005140108	SPECIALTY COATINGS CO	ELK GROVE VILLAGE	109	0
ILT180011611	SPECIFIED PLATING CO	CHICAGO	36	0
ILR000133181	SPECTRA COLOR CORP	AURORA	0	0
ILR000137299	SPLIT TRANSFER CORP (SPILL)	LANSING	0	0
ILD000814665	SPRAYLAT CORP	CHICAGO	87	0
ILT180013682	ST SERVICES	BLUE ISLAND	11	0
ILR000128504	STANDARD LABORATORIES INC	FREEBURG	0	0
ILD984779587	STAR ELECTRONICS CORP	ELK GROVE VILLAGE	5	0
ILD054351770	STEPAN CO	ELWOOD	2,690	0
ILR000126920	STERICYCLE INC	LAKE FOREST	54	0
ILD984905067	STERLING PLATING INC	HARWOOD HEIGHTS	9	0
ILR000115675	STERLING STEEL CO LLC	STERLING	9,329	0
ILT180015281	STREAMWOOD PLATING CO INC	STREAMWOOD	5	0
ILR000130765	SUEDE LIFE INC	WILLOWBROOK	0	0
ILR000117366	SUMMIT MARINE	MORTON	12	0
ILD064017940	SUN CHEMICAL	ST CHARLES	98	0
ILD051093367	SUN CHEMICAL CORP	NORTHLAKE	1,652	0
ILD075603886	SUN CHEMICAL CORP	KANKAKEE	143	0
ILD082933508	SUN CHEMICAL CORP	CHICAGO	504	0
ILD102177607	SUN PROCESS	MT PROSPECT	352	0
ILD046583993	SUNDSTRAND AEROSPACE	ROCKFORD	132	0
ILR000138438	SUNLEE DEVELOPMENT	ROCKFORD	0	0
ILD984767129	SUNRISE ELECTRONICS INC	ELK GROVE VILLAGE	126	0
ILD984838250	SURFACE MFG CO	CAPRON	36	0
ILD052622917	SWAN CORP	CENTRALIA	129	92
ILD005093133	SWEETHEART CUP	CHICAGO	2	0
ILD005098389	SWITCHCRAFT INC	CHICAGO	9	0

National Biennial RCRA Hazardous Waste Report: Based on 2005 Data

ILD981191190
ILD005104781
ILD005075346
ILD051933075
ILD005178975
IL0000993634
ILD984900407
ILD984844134
ILD981955008
ILT180010506
ILR000057216
ILD984828533
ILD984828525
ILD984805382
ILD984806745
ILR000021162
ILD003096286
ILD005474846
ILD000716860
ILR000130948
ILD984869388
ILD980794739
ILD005241914
ILR000102871
ILD020367561
ILD980398028
ILD984862375
ILD010238491
ILD074401530
ILD005476700
ILR000100057
ILD981953763
ILD980267249
ILD006932990
ILR000133595
ILR000132456
ILD005101118
ILD980792584
ILR000129197
ILR000006338
ILD020034989
ILD005231485
ILD005087630
ILR000067249
ILD005105713
ILD984906198
ILD041544081
ILR000034389
ILD042326207
ILD984918375
ILD005421136
ILD000814640
ILD084741222
ILR000133710
ILD025494246
ILD045063450
ILD005210216
ILR000137810

National Biennial RCRA Hazardous Waste Report: Based on 2005 Data

EPA ID	Site Name	
IND990850299	3M HARTFORD CITY	HARTFORD CITY
IND984971259	AAA GALVANIZING OF HAMILTON IN INC	HAMILTON
IN0000055152	AAR AIRCRAFT SERVICES, INDIANAPOLIS	INDIANAPOLIS
IND042080614	ACCRA PAC INC	ELKHART
IND078911146	ADAMS CENTER LANDFILL	FORT WAYNE
INR000002402	ADORN LLC	ELKHART
IND985059898	ADVANCE PLATING WORKS INC	INDIANAPOLIS
IND052959640	ADVANCED BEARING MATERIALS LLC	GREENSBURG
IND984866194	AERO FAB	INDIANAPOLIS
IND005478664	AERO METALS INC	LAPORTE
IND048994131	AERO METALS INC	LAPORTE
INR000100149	AISIN DRIVETRAIN INC	CROTHERSVILLE
IND982617318	AISIN USA MFG INC	SEYMOUR
INR000010397	AK STEEL CORP ROCKPORT WORKS	ROCKPORT
IND016184608	ALAC SERVICES INC	ANDERSON
IND006366819	ALCOA INC WARRICK OPERATIONS	NEWBURGH
IND072036114	ALLEGHENY LUDLUM NEW CASTLE	NEW CASTLE
INR000113563	ALLEN AND ROOTS NORTH ADDITION L69 AND L	INDIANAPOLIS
IND006413348	ALLISON TRANSMISSION GM PLT 3	INDIANAPOLIS
IND984896340	ALLOMATIC PRODUCTS CO	SULLIVAN
IND016330474	ALPHA 3 MANUFACTURING COPR	GARRETT
INR000105924	ALTEC ENGINEERING INC	ELKHART
IND984875054	ALTEC ENGINEERING LLC	ELKHART
IND061561775	ALTEC LLC	JEFFERSONVILLE
IND980897524	AM GENERAL LLC	MISHAWAKA
IND102349743	AMCAST AUTOMOTIVE FREMONT	FREMONT
IN0000003228	AMCAST AUTOMOTIVE GAS CITY	GAS CITY
IND984906057	AMERICAN ART CLAY CO INC	INDIANAPOLIS
IND016360265	AMERICAN CHEMICAL SERVICE	GRIFFITH
INR000020644	AMERICAN IRON OXIDE CO ROCKPORT PLT	GRANDVIEW
IND984894824	AMERICAN RENOLIT CORP	LAPORTE
IND984894311	AMERICAN STEEL CORD	SCOTTSBURG
INR000017301	AMERICAN WOODMARK	GAS CITY
IND005251327	AMPCOR II INC	LAPORTE
IND006039689	ANCHOR GLASS CONTAINER CORP	WINCHESTER
IND074403296	ANDERSON DEVELOPMENT CO	GARY
INR000115816	ANDREAN HIGH SCHOOL	MERRILLVILLE
IND980502074	AOC LLC	CASPIAN
INR000010835	APG INC	WASHERY DENNISON PFD SERVICE
IND049940307	APGI WARRICK POWER PLANT	
INR000107714	APOLLO DESIGN TECHNOLOGY	
IND006379283	ARMOR METAL GROUP MADISON INC	
IND040300964	ASHLAND DIST CO DIV OF ASHLAND INC	
IND016621476	ASHLAND DISTRIBUTION CO	
IND984866871	ASHLAND DISTRIBUTION CO	
IND098647266	ASHLEY INDUSTRIAL MOLDING INC	
IND092043595	ATLAS CHEM MILLING	
IND004236295	AURORA CASKET CO INC	
IND980702492	AURORA CASKET CO INC	
INR000017848	AUTOLIV ASP NORTH AMERICA	
IND039339759	AVERY DENNISON GD	
IND064400054	AVERY DENNISON PFD	
INR000004275	BAE SYSTEMS CONTROLS	
IND005225149	BALL BRASS ALUMINUM FOUNDRY INC	
IND004254876	BATESVILLE MANUFACTURING INC	
INR000013599	BAXTER PHARMACEUTICAL SOLUTIONS LLC	
IND980680094	BAYCOTE METAL FINISHING INC	
IND000807016	BAYER HEALTHCARE LLC	

National Biennial RCRA Hazardous Waste Report: Based on 2005 Data

INDIANA

REPORTED RCRA SITES

EPA ID	Site Name	Location City	RCRA Tons Managed	
IND005068705	BAYER HEALTHCARE LLC	ELKHART	14	0
INR000113191	BECTON DICKINSON & CO DIST CTR	INDIANAPOLIS	1	0
IND006421374	BELDEN WIRE AND CABLE CO	RICHMOND	19	0
IND006034300	BEMIS CO INC	TERRE HAUTE	626	0
IND021641758	BENDIX COMMERCIAL VEHICLE SYS LLC	HUNTINGTON	18	0
INR000110288	BENNINGTON MARINE LLC	BREMEN	11	0
IND001927961	BEST ACCESS SYSTEMS	INDIANAPOLIS	42	0
INR000108308	BEST METAL FINISHING INC	OSGOOD	44	0
IND984904466	BETA STEEL CORP	PORTAGE	6,393	0
IND984873265	BETTER WAY PRODUCTS	NEW PARIS	76	63
IND006032262	BIDDLE PRECISION COMPONENTS INC	SHERIDAN	19	0
IND005251046	BISON MFG LLC	MILFORD	9	0
IND052499142	BLUE GRASS CHEM SPEC PLANT 1	NEW ALBANY	20	0
IND057396608	BON L MFG CO	KENTLAND	479	0
IND000810879	BP PRODUCTS N AMERICA INC W TANK FIELD	WHITING	1	0
IND074375585	BP PRODUCTS NORTH AMERICA INC	WHITING	1,572	0
IND000810861	BP PRODUCTS NORTH AMERICA INC LAKEFRONT	WHITING	60,857	56,775
IND980825616	BREMEN COMPOSITES, LLC	BREMEN	12	11
INR000115725	BRIDGE #13 OVER MISSISSINewa RESERVOIR (SOMERSET	87	0
IND980792709	BRIDON AMERICAN CORP	OAKLAND CITY	6	0
INR000112854	BUCKEYE PARTNERS LP	SCHERERVILLE	0	0
IND980271829	BUCKEYE TERMINALS-MT VERNON	MT VERNON	76	0
INR000012575	C&C FIBERGLASS INC	BREMEN	46	43
IND000810754	C&D TECHNOLOGIES INC	ATTICA	120	0
IN0000261917	C&R PLATING CORP	COLUMBIA CITY	68	0
IND982637928	CALDERON TEXTILES	INDIANAPOLIS	4	0
IND980500193	CALUMET CONTAINER	HAMMOND	7	0
IND082295197	CAR CARE PACKAGING LLC	INDIANAPOLIS	116	0
IND005460753	CARGILL INC	HAMMOND	4	0
INR000009589	CAROLINA SUPPLY CHAIN SERVICES	FISHERS		0
IND005106703	CASTING SVC	LAPORTE		0
IND000717991	CATERPILLAR INC	LAFAYETTE		0
IND981093859	CENTURY FIBERGLASS INC	ELKHART		8
IND000718023	CHEM CENTRAL/FT WAYNE	FT WAYNE		0
IND981950066	CHEMCENTRAL INDIANAPOLIS	INDIANAPOLIS		0
IND005110564	CHEMCOATERS LLC	GARY		0
IND006365464	CHILD CRAFT IND INC	SALEM		0
INR000115253	CHIYODA USA CORP	GREENCASTLE		0
INR000107391	CHROMASOURCE INC	COLUMBIA CITY		0
IND980677496	CHROME DEPOSIT CORP	PORTAGE		0
INR000100172	CIRCLE-PROSCO INC	BLOOMINGTON		0
IND095267381	CITGO PETROLEUM CO	EAST CHICAGO		0
IND006421549	CITIZENS GAS & COKE UTILITY	INDIANAPOLIS		0
INR000115857	CITIZENS GAS & COKE UTILITY	INDIANAPOLIS		0
INR000112540	CLEAN POWER TECHNOLOGIES CORP	COLUMBUS		0
IND180535726	CLI PAINT	ELKHART		0
INR000019661	COKENERGY INC	EAST CHICAGO		0
IND990681470	COLGATE-PALMOLIVE CO	JEFFERSONVILLE		0
IND081523284	COLLINS & AIKMAN	MORRISTOWN		0
IN0000196436	COLLIS INC	EVANSVILLE		0
IND006414361	COLUMBUS COMPONENTS GROUP, LLC	COLUMBUS		0
IND984868836	COLWELL INC	KENDALLVILLE		0
IND005215637	CONN-SELMER INC	ELKHART		0
IND000821561	CONN-SELMER VINCENT BACH DIV	ELKHART		0
INR000112821	CONRAIL	GARY		0
IND982631004	COOK INC-ELLETTSVILLE NORTH	ELLETTSVILLE		0
IND990681496	COOPER-STANDARD AUTOMOTIVE	AUBURN		0
IND000715573	COPELAND CORPORATION	RUSHVILLE		0



EPA ID

IND982625949 KEN-KOAT INC
 INR000021592 KENCO LOGISTIC CMO DC
 INR000109207 KENTUCKY WOOD FLOORS LLC
 IN0000038059 KEY PLASTICS HARTFORD CITY DIV
 IND094458288 KNAUF INSULATION GMBH
 IND000807008 KOCH ORIGINALS INC
 IND984895987 KSI LLC
 IND982641227 KYB MFG NA INC
 INR000003533 LABECA LLC
 IND005105408 LANDIS & GYR INC
 IND077045680 LASALLE STEEL CO FLUID POWER OPER
 IND000815498 LASALLE STEEL COMPANY
 INR000114454 LAWTON PARK
 INR000013557 LEED THERMAL PROCESSING INC
 IND005070966 LINCOLN FOODSERVICE PRODUCTS INC
 INT190012013 LITHONIA LIGHTING
 IND006419212 LONE STAR - GREENCASTLE WDF
 INR000106666 LORD COATINGS TECHNOLOGIES
 IND064712516 LP CORP
 IND006037741 MAB PAINTS INC
 IND984868927 MAC DEL INC
 IND984897231 MAGNETICS INTERNATIONAL INC
 IND004382842 MANTA INDUSTRIAL INC
 IND006066286 MANUAL TRANSMISSIONS OF MUNCIE LLC
 IND984885681 MAPLE LEAF FARMS INC - MILFORD
 IND985104736 MARTINREA NORTH VERNON PLT
 IND982612913 MASTER FAB INC
 IND042829945 MASTERBRAND CABINETS INC RICHMOND DIV
 IND984972893 MASTERGUARD CO7NAN6TICHR -10H2N3C21NDSER5W&SLABECA LLC
 IND005461355
 INR000008938 IND9806795(IND016351272) NCC
 IND067882514 M(LFJM9(MAC DEL INC) TLD(M10.12 TD(IND9806795(IND0HTER 10.(M10I(MR.12 TD(IND042829945) TjY7230POj0.OeNY&P (.00 VIDHE
 IND000810929 LONE STAR - GREENCASTMI -1NNIUMD0 -10.08 TD(LONE STAR - GREENCASTMI -1R0PL10.08D&MMET(I FINISH.08D0.00 -10.08 TD
 IND070225461 0 -10.08CHARLESTOW(IND016351272) N0.00 -
 IND040443178
 INR000016048 LASALEVRMSVI -10.00 -10.08 TD0.00 -MT0.12 TD00 -10.08 TD(0.00 -WESTFIELCIND016351272) NER FAB I0D.00INTS INC
 IND051212439 LASALEj CHICAGOETICS INTERNATIONAL INCEj CHICAGOETICS INTERNATIONAL INC0DIANLPOLINTS INC
 IND984873877
 INR000109678
 IND006370092
 IND039117551
 INR000023333
 IND039349238
 IND016351272
 IND150127934
 IND984867267
 INR000021717
 IND052952090
 INR000000463
 IND006049456
 IND980615421
 IND980679559
 IND147933212
 IND021639596
 IND006365985
 IND005159199
 IND981191091
 IND000198473

National Biennial RCRA Hazardous Waste Report: Based on 2005 Data

EPA ID

IND984897173 MONACO COACH CORP
IND062431614 MONACO COACH CORP-WAKARUSA
IND048524367 MONROE CUSTOM UTILITY BODIES INC
INR000113852 MOUNT CARMEL SCHOOL
IND984877563 MULTI COLOR CORP
IND982204547 MUNICH GF WELDING CO INC
INR000115477 MURPHY'S PAINT AND GLASS
INR000115196 MYER LEVIN & SONS INC
INR000108936 NATIONAL LIQUID PACKAGING
IND001864073 NATL RR PASSENGER CORP
IND985103241 NEO INDUSTRIES INDIANA INC
IND984957662 NEW MAR CORP
INR000016279 NEWMAR CORP
IN1210022272 NEWPORT CHEMICAL DEPOT
IND067900167 NICE PAK PRODUCTS INC
IND000715375 NIPSCO MICHIGAN CITY GEN STATION
IND082859455 NIPSCO RM SCHAHFER GENERATING STATION
IND147079123 NISHIKAWA STANDARD CO TOPEKA
INR000104919 NOBLE COMPOSITES INC
INR000022426 NOVARTIS CONSUMER HEALTH
IND181157009 NUCOR STEEL
IND087032207 OPTICAL DISC SOLUTIONS (ODS)
IND094457660 ORC PLASTICS-ROSTONE FACILITY
IND003938701 OTIS ELEVATOR COMPANY INC
IND984877712 OTTENWELLER CO INC
IND093220861 OUTOKUMPU STAINLESS INC., PLATE PRODUCTS
IND982420200 OWENS CORNING FABWEL
IND016552267 PADGETT INC
IND064923410 PAOLI INC DESK DIV
IND982634024 PATRIOT PAINT CO INC
INR000022715 PD GEORGE CO THE
INR000102525 PEN PRODUCTS - MIAMI CORR FAC
IND984891408 PENDLETON CORRECTIONAL FACILITY
IND980271142 PEPL - EDGERTON
IND005107537 PERRY FOAM PRODUCTS INC
IND005080288
IND006059075
IND984873570
IND161058508
IND074294919
INR000023630
IND000646943
INR000109751
IND006417463
INT190010959
IND984874453
IND057389710
INR000016675
IND053221537
IND984931733
IN0000553032
IND009223728
IND985049717
IND037585353
IND062811724
IND072051394
INR000113613
IND000199653

National Biennial RCRA Hazardous Waste Report: Based on 2005 Data

INDIANA

REPORTED RCRA SITES

EPA ID	Site Name	Location City	RCRA Tons Generated	RCRA Tons Managed
IND006061477	RAYBESTOS PRODUCTS CO	CRAWFORDSVILLE	442	0
INR000011858	RAYTHEON TECHNICAL SVCS CO	INDIANAPOLIS	278	233
IND004320032	REA MAGNET WIRE CO	FT WAYNE	38	0
IND005478219	REA MAGNET WIRE CO	LAFAYETTE	83	1
IND078904729	REA MAGNET WIRE CO	FT WAYNE	164	0
IND000780403	RECLAIMED ENERGY CO INC	CONNERSVILLE	4,169	9,135
IND990873499	RED SPOT PAINT & VARNISH CO	EVANSVILLE	921	431
IND000807107	REILLY INDUSTRIES INC	INDIANAPOLIS	14,037	13,721
IND005226949	REMOTE CONTROLS INC	MISHAWAKA	22	0
IND001859032	RHODIA INC	HAMMOND	46	0
IND005161377	RIEKE PACKAGING SYSTEMS	AUBURN	13	0
IND984905000	RIGHTWAY FASTENERS INC	COLUMBUS	34	0
IND005479753	RINKER BOAT CO LLC	SYRACUSE	53	0
IND980681449	ROCHE DIAGNOSTICS CORP	INDIANAPOLIS	27	0
INR000007161	ROCHESTER METAL PRODUCTS CORP	ROCHESTER	8	0
IND006420087	ROLL COATER INC	GREENFIELD	278	0
IND990873606	ROLL COATER INC	KINGSBURY	439	0
IND000806836	ROLLS-ROYCE CORP	INDIANAPOLIS	1,057	0
IND985049899	ROLLS-ROYCE CORP-SINGLE CRYSTAL	INDIANAPOLIS	17	0
IND006382634	ROTARYLIFT A DOVER INDUSTRIES CO	MADISON	23	0
IND092039759	ROYAL ADHESIVES & SEALANTS CO LLC	SOUTH BEND	233	58
INR000115436	ROYSTER CLARK INC	FULTON	4	0
IND005480710	RR DONNELLEY & SONS COMPANY	WARSAW	79	0
INR000012583	SACO INDUSTRIES INC	LOWELL	18	0
IND000715474	SAFETY KLEEN SYSTEMS INC	SOUTH BEND	281	0
IND984874776	SAFETY KLEEN SYSTEMS INC	GREENWOOD	848	0
IND077042034	SAFETY-KLEEN OIL RECOVERY CO	EAST CHICAGO	16	0
IND000715466	SAFETY-KLEEN SYSTEMS INC	FT WAYNE	456	0
IND000815894	SAFETY-KLEEN SYSTEMS INC	EVANSVILLE	177	0
INR000015495	SAMTEC INC	NEW ALBANY	49	0
IND016441099	SANDERS CLEANING & LAUNDRY C/O LCS REALT	INDIANAPOLIS	4	0
IND981196793	SCHWARZ PHARMA MANUFACTURING	SEYMOUR	30	0
IND075970673	SENSIENT FLAVORS INC	INDIANAPOLIS	71	0
IN0000050971	SG SOLUTIONS, LLC	WEST TERRE HAUTE	470	0
IND982620684	SHERWIN WILLIAMS CO	INDIANAPOLIS	8	0
IND000685800	SIGECO AB BROWN GEN STA	MOUNT VERNON	3	0
IND098139900	SIGNATURE SKYLIGHTS LLC	MOORESVILLE	103	0
IND046004107	SILBERLINE MFG CO INC	DECATUR	10	0
IND006062848	SILGAN CLOSURES LLC	RICHMOND	267	0
IND006370100	SILGAN CLOSURES LLC	EVANSVILLE	122	0
IND005449525	SILGAN CONTAINERS MANUFACTURING CORP	HAMMOND	32	0
IND064710726	SILGAN CONTAINERS MANUFACTURING CORP	LAPORTE	28	0
INR000016493	SM&P UTILITY RESOURCES	NOBLESVILLE	12	0
INR000113241	SM&P UTILITY RESOURCES	WARSAW	9	0
IND006373583	SMI HOLDING LLC C/O SIEMENS CORP	PRINCETON	2	0
IND982612822	SMITHS AEROSPACE COMPONENTS-TERRE HAUTE	TERRE HAUTE	220	0
IND005455084	SMOKERCRAFT INC	NEW PARIS	19	0
IND040303471	SMURFIT STONE CONTAINER ENTERPRISES	MUNCIE	79	0
IND040299828	SONOCO FLEXIBLE PACKAGING	EDINBURGH	102	0
IND103631131	SONY DADC	TERRE HAUTE	35	0
IND984940551	SONY DADC	TERRE HAUTE	18	0
INR000025338	SPECTRONICS INC	NEWBURGH	109	0
INR000104166	STALCOP LP	THORNTOWN	14	0
IND984869990	STANRAIL	GARY	11	0
IND984866533	STARCRAFT MARINE LLC	TOPEKA	24	0
IND006035018	STATE PLATING LLC	ELWOOD	191	0
INR000019364	STEEL DYNAMICS - STRUCTURAL	COLUMBIA CITY	13,778	0
INR000001099	STEEL DYNAMICS INC	BUTLER	62,562	0

National Biennial RCRA Hazardous Waste Report: Based on 2005 Data

EPA ID

INR000012120	STEEL DYNAMICS INC BAR PROD DIV	
INR000110197	STERICYCLE PHARMACEUTICAL SERVICES	
INR000003194	STEVE REIFF INC	
IND984869982	STEWART WARNER SOUTH WIND CORP	
INR000015982	STONHARD DIV OF STONCOR GROUP INC	
IND021647045	STRICK CORP	
IND197530322	STRUCTURAL COMPOSITES OF IND INC	
IND984866491	SUBARU OF INDIANA AUTOMOTIVE INC	
INR000017699	SUGAR CREEK SCRAP RT 63 SITE	
IND005545835	SULLAIR CORP/HAMILTON SUNDSTRAND CORP	
INR000015289		
IND984867366	IND9845B3W98471OWMET00 TECHNOLOGIDLLEEK SCRAP RT 63 SITE	
IND039994975	INDRTEC CREEK SCRAP RT 63 SITE	
IND064702988		EO ENGINE TTOLINGE PHARMACEUT
INR000012443		
IND051939551		
IND005080122		
INR000105510		
INR000115451		
IND057534620		
INR000013177		
IND981200769		
IND980615272		
IND984867382		
IND980996680		
IND982602617		
INR000009613		
IND984880120		
INR000106906		
INR000005801		
IND984873257		
INR000006213		
IND005106984		
IND005261342		
IND056041213		
IND052873015		
INT190010884		
IND005456058		
IND016393555		
IND981960313		
IND040295347		
IND064702160		
IND048994727		
IND005068747		
IN9210020443		
IND006374722		
IN5170023498		
IND005444062		
INR000109017		
IND984867598		
IND098648033		
INR000007823		
IND982641094		
IND089273338		
IND115310336		
INR000105809		
IND000708545		
IND006420699		

National Biennial RCRA Hazardous Waste Report: Based on 2005 Data

IOWA

REPORTED RCRA SITES

EPA ID	Site Name	Location City	RCRA Tons Generated	RCRA Tons Managed
IAD089979058	3M CO - AMES	AMES	4	0
IAD980686323	3M FOREST CITY DISTRIBUTION CENTER	FOREST CITY	0	0
IAD075846824	3M KNOXVILLE	KNOXVILLE	735	0
IAR000005876	ADVANCED ENVIRONMENTAL TECHNOLOGY	MIDDLETOWN	0	21
IAP000001743	AFAB PETROLEUM EQUIPMENT INC	LANSING	4	0
IAD005270160	ALCOA DAVENPORT WORKS	BETTENDORF	44	0
IAD981711617	ALLSTEEL MUSCATINE COMPONENT PLANT	MUSCATINE	199	0
IAR000008367	AMERICAN FINISHING RESOURCES INC	ELDRIDGE	51	0
IAR000005710	AMERICAN PACKAGING CORP	STORY CITY	257	0
IA6890008950	AMES LABORATORY #3 - DOE	AMES	2	0
IAD087125936	BARTON SOLVENTS INC	BETTENDORF	28	0
IAD089570063	BARTON SOLVENTS INC	COUNCIL BLUFFS	75	0
IAD981719909	BARTON SOLVENTS INC - DES MOINES BRANCH	DES MOINES	34	0
IAR000007799	BERTCH CABINET MFG - LEGACY DIV	JESUP	8	12
IAR000005785	BERTCH CABINET MFG - MARKETPLACE DIV	OELWEIN	4	6
IA0000962787	BERTCH CABINET MFG - OASIS DIV	WATERLOO	4	0
IAD087132023	BERTCH CABINET MFG INC	WATERLOO	34	56
IAR000505420	BIG RIVER RESOURCES LLC	WEST BURLINGTON	3	0
IAD005264049	BLACKHAWK FOUNDRY & MACHINE CO	DAVENPORT	4	0
IAD980688345	BLOOMFIELD FOUNDRY INC	BLOOMFIELD	80	0
IAD161016613	BRENTNAG GREAT LAKES LLC	DES MOINES	24	0
IAD000688572	BURLINGTON NORTHERN SANTA FE RAILROAD	BURLINGTON	13	0
IAD984591891	CAMBREX CHARLES CITY INC	CHARLES CITY	1,994	0
IAR000004762	CARGILL NUTRI PRODUCTS	EDDYVILLE	270	0
IAD005268420	CARLETON LIFE SUPPORT SYSTEMS INC	DAVENPORT	13	0
IAR000506527	CARRY-ON TRAILER CORP	MISSOURI VALLEY	8	0
IAD981504855	CB&I CONSTRUCTORS INC	CLIVE	205	0
IAR000501429	CDI LLC	FOREST CITY	32	0
IAR000503797	CDI LLC	CHARLES CITY	5	0
IAR000006957	CHEMPLEX GROUNDWATER TREATMENT	CAMANCHE	20	0
IAD005145941	CLOW VALVE CO FOUNDRY	OSKALOOSA	986	0
IAD980684971	CLOW VALVE CO MACHINE SHOP	OSKALOOSA	11	0
IAD022047112	CRYOVAC INC - SEALED AIR CORP	CEDAR RAPIDS	317	0
IAD041580721	CURWOOD INC	CENTERVILLE	156	0
IAD096526108	DANA ATLANTIC LLC	ATLANTIC	192	0
IAR000504688	DES MOINES AREA COMM COLL - BOONE	BOONE	1	0
IAD007275753	DETHMERS MFG CO	BOYDEN	13	0
IAD000830018	DEXTER CO	FAIRFIELD	540	0
IAR000002899	DOW AGROSCIENCES	MUSCATINE	4	0
IAD984571810	DRAKE UNIVERSITY	DES MOINES	1	0
IAD984566133	DUANE ARNOLD ENERGY CENTER	PALO	0	0
IAD005272398	DUPONT E I DENEMOURS & CO INC	FORT MADISON	1,867	0
IAR000006577	EAGLE WINDOW & DOOR INC	DUBUQUE	87	15
IAR000008482	EAGLE WINDOW & DOOR INC	DUBUQUE	25	3
IAT200011187	EATON CORP	BELMOND	17	0
IAD005279039	ELECTRO-COATINGS OF IOWA INC	CEDAR RAPIDS	30	0
IAD045372836	EQUISTAR CHEMICALS LP	CLINTON	1,598	0
IAD069619765	EXIDE TECHNOLOGIES	MANCHESTER	295	79
IAD981126873	FEATHERLITE INC - SHENANDOAH OPERATION	SHENANDOAH	23	0
IAD000805143	FEDERAL-MOGUL IGNITION PRODUCTS	BURLINGTON	247	0
IAD000610592	FLEETGUARD INC	LAKE MILLS	36	0
IAD000671495	FLINT HILLS RESOURCES LP	BETTENDORF	12	0
IAD063243067	FLINT HILLS RESOURCES LP	DUBUQUE	9	0
IAD005275540	FORT DODGE ANIMAL HEALTH	CHARLES CITY	128	0
IAD005290259	FORT DODGE ANIMAL HEALTH - MAIN PLANT	FORT DODGE	145	0
IAD065222986	FORT DODGE ANIMAL HEALTH - RIVERSIDE	FORT DODGE	29	0
IAD984620997	FORT DODGE ANIMAL HEALTH - WHITES	FORT DODGE	0	0
IAR000007013	FRES - CO SYSTEMS USA INC	RED OAK	218	0

National Biennial RCRA Hazardous Waste Report: Based on 2005 Data

EPA ID	Site Name	Location City	
IAD005272703	GENERAL ELECTRIC CO	WEST BURLINGTON	1
IAD000223354	GERDAU AMERISTEEL WILTON	WILTON	0
IAD040610529	GRIFFIN WHEEL CO	KEOKUK	0
IAD091385294	HACH CO	AMES	0
IAD000678144	HELENA CHEMICAL CO	DES MOINES	0
IAD980852461	HOLCIM (US) INC - MASON CITY PLANT	MASON CITY	0
IAD000829911	HON CO - OAK STEEL PLANT	MUSCATINE	0
IAR000005983	HUNT CLEANERS INC	NEWTON	0
IAT200010593	HYDRITE CHEMICAL CO	WATERLOO	0
IAP000001732	HYDRO-KLEAN	DES MOINES	0
IAD073489288	INDUSTRIAL LAMINATES/NORPLEX INC	POSTVILLE	0
IAD984567818	INTEGRATED DNA TECHNOLOGIES INC	CORALVILLE	0
IA7213820445	IOWA ARMY AMMUNITION PLANT	MIDDLETOWN	2
IAD981504285	IOWA ARMY NATIONAL GUARD	JOHNSTON	0
IA0000990762	IOWA CONTRACT FABRICATORS INC	RICEVILLE	0
IAD107375263	IOWA DEPARTMENT OF TRANSPORTATION	AMES	0
IAD005286539	IOWA MOLD TOOLING CO INC	GARNER	0
IAD984621383	IOWA STATE UNIVERSITY MAIN CAMPUS	AMES	0
IAD000156422	IOWA STEEL & WIRE CO INC	CENTERVILLE	0
IAT200010098	IPM GROUP INC	DES MOINES	89
IAR000000216	IPSCO STEEL INC	MUSCATINE	0
IAT200010601	ISU CHEMICAL WASTE HANDLING FACILITY	AMES	0
IAD984567743	ITW MAGNAFLUX RCOL NORTH AMERICA	DEWITT	0
IAD073489726	JOHN DEERE DAVENPORT WORKS	DAVENPORT	32
IAD069624500	JOHN DEERE DES MOINES WORKS	ANKENY	0
IAD005269527	JOHN DEERE DUBUQUE WORKS	DUBUQUE	19
IAD981707953	JOHN DEERE FOUNDRY - WATERLOO	WATERLOO	0
IAD005291182	JOHN DEERE OTTUMWA WORKS	OTTUMWA	0
IAD005289806	JOHN DEERE WATERLOO WORKS-WESTFIELD AVE	WATERLOO	0
IAR000502898	JOHNSON CONTROLS BATTERY GROUP INC	RED OAK	0
IAD980318133	KEOKUK STEEL CASTINGS INC	KEOKUK	0
IAD000651265	KLINGER PAINT CO INC	CEDAR RAPIDS	0
IAD006537237	LEAR CORP	IOWA CITY	0
IAD050691617	LOPAREX INC	IOWA CITY	0
IAD075834713	MAGELLAN PIPELINE CO DES MOINES TERMINAL	DES MOINES	0
IAD005285689	MAYTAG APPLIANCES - PLANT 2	NEWTON	0
IA0000879742	METOKOTE CORP PLANT 15	CEDAR FALLS	0
IAR000004259	METOKOTE CORP PLANT 24	WATERLOO	0
IAD005136023	METZELER	KEOKUK	0
IAD005273594	MONSANTO COMPANY	MUSCATINE	0
IAR000500801	NATIONAL PHARMACEUTICAL RETURNS	URBANDALE	0
IAD984599308	NICHOLS ALUMINUM - CASTING	DAVENPORT	0
IAD005264338	NICHOLS ALUMINUM - DAVENPORT	DAVENPORT	10
IAD045621232	NORTHERN ENGRAVING CORP	WAUKON	0
IAD115075475	NOVARTIS ANIMAL HEALTH US INC	LARCHWOOD	0
IAD007262074	OMAHA STANDARD INC	COUNCIL BLUFFS	89
IAP000001726	OMAHA STANDARD INC - FORMER SITE OF	COUNCIL BLUFFS	
IAD981506934	OMEGA CABINETRY	WATERLOO	
IA00000575902	OMNIUM	HAMPTON	
IAD001818327	PECHINEY PLASTIC PACKAGING INC	DES MOINES	
IAD005278502	PELLA CORP	PELLA	
IAD980740864	PELLA CORP - CARROLL OPERATIONS	CARROLL	
IAD984598227	PELLA CORP - SHENANDOAH OPERATIONS	SHENANDOAH	
IAR000008227	PELLA CORP - SIOUX CENTER OPERATIONS	SIOUX CENTER	
IAR000008300	PLASTI-PAINT INC	DE WITT	
IAD984571802	PMX INDUSTRIES INC	CEDAR RAPIDS	
IAD048019467	POLARIS INDUSTRIES INC	SPIRIT LAKE	
IAD057925570	PRAXIS MID AMERICA	OTTUMWA	

National Biennial RCRA Hazardous Waste Report: Based on 2005 Data

IOWA

REPORTED RCRA SITES

EPA ID	Site Name	Location City	RCRA Tons Generated	RCRA Tons Managed
IAP000001733	PRO COOPERATIVE	POCAHONTAS	3	0
IAD005279245	PROCTER & GAMBLE HAIR CARE LLC	IOWA CITY	5	0
IAR000502047	PROCTER & GAMBLE HAIR CARE LLC	WEST BRANCH	310	0
IAD000669960	QUAD/GREENFIELD LLC	GREENFIELD	35	0
IAD069611655	QUAKER MANUFACTURING LLC	CEDAR RAPIDS	15	0
IAD980689822	QUALIS INC	DES MOINES	13	0
IAD054235460	RILEY PAINT CO	BURLINGTON	28	1
IAD000610733	ROCKWELL COLLINS INC	CEDAR RAPIDS	7	0
IAD065205056	ROCKWELL COLLINS INC	CEDAR RAPIDS	72	0
IAD984611491	ROCKWELL COLLINS INC	MANCHESTER	16	0
IAD098027592	SAFETY-KLEEN SYSTEMS INC	DAVENPORT	198	0
IAD981718000	SAFETY-KLEEN SYSTEMS INC	DES MOINES	190	0
IAD984621920	SCOTTS COMPANY	FORT MADISON	2	0
IAD078092962	SEABEE	HAMPTON	26	0
IAD005267745	SHEAFFER MANUFACTURING CORP LLC	FORT MADISON	6	4
IAD078096732	SIEGWERK INK PACKAGING	DES MOINES	230	138
IAR000007377	SIEGWERK INK PACKAGING	DES MOINES	108	0
IAD981504780	SIOUXLAND GALVANIZING CORP	SIOUX CITY	326	0
IAD057923476	SNAP-ON TOOLS MANUFACTURING CO	ALGONA	5	0
IAR000504860	SOUTH TAMA COUNTY HIGH SCHOOL	TAMA	1	0
IAD984569046	SUNWISE SYSTEMS CORP	SAC CITY	106	0
IAD053737532	TEXTRON FASTENING SYSTEMS DECORAH	DECORAH	75	0
IAT200010015	TRIMARK CORP	NEW HAMPTON	30	0
IAD096526298	UNION TANK CAR CO	MUSCATINE	54	0
IAD062761671	UNIVERSITY OF IOWA - MAIN CAMPUS	IOWA CITY	58	0
IAT200010924	UNIVERSITY OF IOWA TSDF HPO	OAKDALE	10	0
IAD984593699	UPPER IOWA UNIVERSITY	FAYETTE	1	0
IA8123490007	USDA ARS/NADC	AMES	24	0
IAR000500983	USDA PATHOBIOLOGY LABORATORY	AMES	0	0
IAD005314117	VAN DIEST SUPPLY CO	WEBSTER CITY	28	0
IAD005274071	VERMEER MFG CO	PELLA	131	23
IAD007276728	VOGEL PAINT & WAX CO INC	ORANGE CITY	826	0
IAD052752599	VT INDUSTRIES INC	HOLSTEIN	16	0
IAD065218737	WELLMAN DYNAMICS CORP	CRESTON	31	0
IAD005300751	WINNEBAGO INDUSTRIES INC	FOREST CITY	131	0
IAD980967343	WINNEBAGO INDUSTRIES INC	HAMPTON	6	0
IAR000006635	WINNEBAGO INDUSTRIES INC	CHARLES CITY	16	0
IA0000566257	WOODHARBOR DOORS & CABINETS INC	MASON CITY	99	0
IAD980739981	WOODHARBOR DOORS & CABINETS INC	NORTHWOOD	6	0

National Biennial RCRA Hazardous Waste Report: Based on 2005 Data

EPA ID	Site Name	
KSD009203712	ABCO WIRE & METAL PRODUCTS INC	RUSSELL
KS0000591081	ABLE MFG & ASSEMBLY LLC	PITTSBURG
KSD084093871	ACE ELECTRIC LLC	COLUMBUS
KSP000002205	AEROJET	HALLOWELL
KSD007235310	AGCO CORP	HESSTON
KSD073323081	AIR CAPITOL PLATING LLC	WICHITA
KSD007237746	AIR PRODUCTS MFG CORP	HAYSVILLE
KSD007160906	AIROSOL CO INC	NEODESHA
KSD980962898	ALAMO GROUP KS INC	HOLTON
KSR000001743	API FOILS INC	LAWRENCE
KSD031203318	ASH GROVE CEMENT CO	CHANUTE
KSD057889313	ASHLAND DISTRIBUTION CO	KANSAS CITY
KSD054084330	ASTRO TRUCK COVERS INC	GARNETT
KSD096537857	BARTON SOLVENTS INC	VALLEY CENTER
KSD984969238	BARTON SOLVENTS INC	KANSAS CITY
KSD007482029	BASIC CHEMICALS CO LLC	WICHITA
KSD095816500	BAYER CROPSCIENCE	STILWELL
KSD007162407	BAYER HEALTHCARE LLC ANIMAL HEALTH DIV	SHAWNEE
KSR000011551	BG PRODUCTS INC	WICHITA
KSD052305042	BIOMUNE CO	LENEXA
KSP000002165	BMG OF KANSAS INC	HESSTON
KSD000690099	BNSF	TOPEKA
KSD095824546	BNSF	KANSAS CITY
KSD980742159	BOARD OF PUBLIC UTILITIES KAW	KANSAS CITY
KSD980742142	BOARD OF PUBLIC UTILITIES NEARMAN	KANSAS CITY
KSD067925347	BOEHRINGER INGELHEIM VETMEDICA INC	ELWOOD
KSD007237241	BOEING CO--INTEGRATED DEFENSE SYSTEMS TH	WICHITA
KSD981720923	CALISTA COMPRESSOR	KINGMAN
KSR000015552	CAMOPLAST ROCKLAND LTD EMPORIA DIV	EMPORIA
KSP000002155	CASEYS GENERAL STORE	BELLEVILLE
KSD984992552	CENTRAL ELECTROPOLISHING CO	ANTHONY
KSD000651307	CERTAINTED CORP PLT #7	KANSAS CITY
KSR000003392	CESSNA AIRCRAFT CO	INDEPENDENCE
KSR000500074	CESSNA AIRCRAFT CO EXPERIMENTAL	WICHITA
KSD000809673	CESSNA AIRCRAFT CO MID-CONTINENT FAC	WICHITA
KSD007233596	CESSNA AIRCRAFT CO PAWNEE FAC	WICHITA
KSR000503565	CESSNA CITATION SVC CTR	WICHITA
KSD007238744	CHANCE RIDES MFG INC	WICHITA
KSD007168834	CHARLOMA INC	CHE0.08 TD(WICHITA) Tj1NY -1(WICHITA) Tj0.00 -10.012 TD(CHANUTE) Tj0.0
KSR000014985	CHEMTRADE PHOSPHOROUS SPECIALTIES LLC	WICHITA
KSD981506025	CLEAN HARBORS COFFEYVILLE LLC	WICHITACOLUMBUS
KSD007246846	CLEAN HARBORS KANSAS LLC	STILWELTEMPORIA
KSD073313918	CNH AMERICA LLC	WICHITAEMPORIALENEXAHALLOWELL
KSD007138605	COFFEYVILLE RESOURCES REFINING & MARKETI	WICHITA CITY
KSD007134695	COFFEYVILLE RESOURCES TERMINAL LLC	ELWOOD
KSD000610485	COLEMAN CO INC THE	WICHITA CITYCOLLINS BUS CORPELWOODSite NameRUSSELL
KSD980861728	COLLINS BUS CORP	
KSD070904719	CONOCO PHILLIPS PIPELINE CO WICHITA TERM	
KSD007990211	CONSOLIDATED MFG INC	
KSR000016931	CRESTWOOD INC	
KSD007240286	CROSS MFG INC	
KS0001012509	CUSTOM CUPBOARDS INC	
KSD079874863	DANISCO USA INC	
KSR000504126	DAVINCI ROOFSCAPES LLC	
KSD981498116	DAWSON BROS INC	
KSD108593203	DEELLIOTTE CO INC	
KSD007145907	DELPHI CORP	
KSP000002156	DIDION & SONS FOUNDRY	

KSD187314364
KSR000503680



National Biennial RCRA Hazardous Waste Report: Based on 2005 Data

EPA ID

KSD084891696 SKF SEALING SOLUTIONS
KSD096747027 SNORKEL INTL
KSR000017913 SONACA NMF AMERICA INC
KSD984989236 SOUTHERN STAR CENTRAL GAS PIPELINE INC
KSD985013044 SOUTHERN STAR CENTRAL GAS PIPELINE INC
KSR000015602 SOUTHERN STAR CENTRAL GAS PIPELINE INC
KSR000500595 SPEC PLATING CORP
KSR000503961 SPIRIT AEROSYSTEMS INC
KSD007162225 SPX COOLING TECHNOLOGIES INC
KSD007166853 STANDARD MOTOR PRODUCTS
KSP000002204 STAR TRANSPORT
KSD000046607 SOUTHERN STAR CENTRAL GAS PIPELINE INC
KSD000044057 SOUTHERN STAR CENTRAL GAS PIPELINE INC
KSD000766584 SOUTHERN STAR CENTRAL GAS PIPELINE INC
KSD000819144 SOUTHERN STAR CENTRAL GAS PIPELINE INC
KSD980633259 SOUTHERN STAR CENTRAL GAS PIPELINE INC
KSD099239717 SOUTHERN STAR CENTRAL GAS PIPELINE INC
KSD980633366 SOUTHERN STAR CENTRAL GAS PIPELINE INC
KSD087418695 SOUTHERN STAR CENTRAL GAS PIPELINE INC
KSD007250764 SOUTHERN STAR CENTRAL GAS PIPELINE INC
KSD000819086 SOUTHERN STAR CENTRAL GAS PIPELINE INC
KSD065737868 SOUTHERN STAR CENTRAL GAS PIPELINE INC
KSD980688733 SOUTHERN STAR CENTRAL GAS PIPELINE INC
KSD076274737 SOUTHERN STAR CENTRAL GAS PIPELINE INC
KSD984967372 SOUTHERN STAR CENTRAL GAS PIPELINE INC
KSD007236375 SOUTHERN STAR CENTRAL GAS PIPELINE INC
KSD980852669 SOUTHERN STAR CENTRAL GAS PIPELINE INC
KS4213720499 SOUTHERN STAR CENTRAL GAS PIPELINE INC
KSD980851208 SOUTHERN STAR CENTRAL GAS PIPELINE INC
KSR000001503 SOUTHERN STAR CENTRAL GAS PIPELINE INC
KSR000003541 SOUTHERN STAR CENTRAL GAS PIPELINE INC
KST210010724 SOUTHERN STAR CENTRAL GAS PIPELINE INC
KSD093807774 SOUTHERN STAR CENTRAL GAS PIPELINE INC
KSD043950773 SOUTHERN STAR CENTRAL GAS PIPELINE INC
KSP000002159 SOUTHERN STAR CENTRAL GAS PIPELINE INC
KSD000766535 SOUTHERN STAR CENTRAL GAS PIPELINE INC
KSD058933946 SOUTHERN STAR CENTRAL GAS PIPELINE INC
KSD984968172 SOUTHERN STAR CENTRAL GAS PIPELINE INC
KSD053078127 SOUTHERN STAR CENTRAL GAS PIPELINE INC
KSD006871669 SOUTHERN STAR CENTRAL GAS PIPELINE INC
KSD980687958 SOUTHERN STAR CENTRAL GAS PIPELINE INC
KSR000009639 SOUTHERN STAR CENTRAL GAS PIPELINE INC

National Biennial RCRA Hazardous Waste Report: Based on 2005 Data

KENTUCKY

REPORTED RCRA SITES

EPA ID	Site Name	Location City	RCRA Tons Generated	RCRA Tons Managed
KYR000043414	237 STATE STREET	BOWLING GREEN	0	0
KYD103537700	3M COMMERCIAL OFFICE SUPPLY	CYNTHIANA	162	0
KYR000022525	A-CARB LLC	WALTON	863	0
KYR000035865	ACK CONTROLS, INC.	GLASGOW	1	0
KYD066908211	AHLSTROM ENGINE FILTRATION LLC	MADISONVILLE	7	0
KYR000016360	AIR PRODUCTS & CHEMICALS, INC. (DRAF WH)	CALVERT CITY	2	0
KYD055831838	AIR PRODUCTS AND CHEMICALS, INC.	CALVERT CITY	808,486	808,414
KYD005013032	AK STEEL CORP	ASHLAND	1,168	0
KYD005003181	AK STEEL CORPORATION	ASHLAND	0	0
KYD056819287	ALCAN COMPOSITES USA INC	BENTON	84	1
KYD981472400	ALCAN PACKAGING FOOD AND TOBACCO, INC.	SHELBYVILLE	358	0
KYD058692526	ALCAN PRIMARY PRODUCTS CORPORATION	ROBARDS	3,524	0
KYD062958889	ALCOA FLEXIBLE PACKAGING	LOUISVILLE	32	0
KYR000034249	ALE-8-ONE BOTTLING COMPANY	WINCHESTER	0	0
KYD041167396	ALLIED DRUM SERVICE	LOUISVILLE	94	93
KYD981021363	ALLWAST CONTAINER SERVICE	LOUISVILLE	19	0
KY0000940056	AMAK BRAKE LLC	GLASGOW	97	16
KYD981753197	AMBRAKE MFG	ELIZABETHTOWN	876	0
KYD985073196	AMERICAN ENVIRONMENTAL SERVICES, INC.	CALVERT CITY	7	5,740
KYD046655064	AMERICAN FUJI SEAL INC	BARDSTOWN	94	0
KYD980843429	AMERICAN GREETINGS	BARDSTOWN	8	0
KYD006382857	AMERICAN SYNTHETIC RUBBER COMPANY LLC	LOUISVILLE	26	0
KYR000028225	AMFINE CHEMICAL CORPORATION	HOPKINSVILLE	1,320	0
KYD058688284	ANGELL-DEMMELE NORTH AMERICA	LEBANON	21	0
KYD006396246	ARCH CHEMICALS, INC.	BRANDENBURG	7,159	6,505
KYR000029827	ARCO ENVIRONMENTAL REMEDIATION LLC	HENDERSON	1,610	0
KYD092825538	ARISTECH ACRYLICS LLC	FLORENCE	335	0
KYD006370159	ARKEMA INC.	CALVERT CITY	6,146	6,116
KYD006373922	ARKEMA INC.	CARROLLTON	1,273	984
KYR000016378	ARKEMA INC.	LOUISVILLE	12	0
KYD981807456	ARMSTRONG HARDWOOD FLOORING CO	SOMERSET	25	0
KYD981028046	ASC INC	BOWLING GREEN	15	2
KYD000615898	ASHLAND INC. ROUTE 3 LANDFILL	CATLETTSBURG	7,867	7,864
KYD000615906	ASHLAND, INC VINEY BRANCH COMPOUND	CATLETTSBURG	0	0
KYR000020818	AST/ACME , INC - LOCATION 2	LOUISVILLE	40	0
KYR000020370	AST/ACME, INC.	LOUISVILLE	4	0
KYD006372197	ATKEMIX TEN INC.	LOUISVILLE	367	0
KYR000007112	BAE SYSTEMS LAND & ARMAMENTS LP	LOUISVILLE	49	0
KYD981807548	BANDO USA INC	BOWLING GREEN	4	0
KY0000974618	BECKMAN COULTER, INC.	FLORENCE	1	0
KYD985079797	BEKAERT CORPORATION	SHELBYVILLE	1,448	0
KYD981806169	BEREA COLLEGE	BEREA	0	0
KYD006376818	BLATZ PAINT CO INC	LOUISVILLE	63	0
KY8213820105	BLUE GRASS ARMY DEPOT, RICHMOND	RICHMOND	352	284
KYD980837777	BLUEGRASS PLATING CO LLC	RICHMOND	0	0
KY0000468181	BLUEGRASS STATION DIVISION, BLDG 18	LEXINGTON	67	0
KYR000042192	BREAULT CHEMICAL INC	LEXINGTON	0	0
KYD981020159	BRENTAG MID SOUTH INC	HENDERSON	59	0
KYD024143711	BROWNS PLATING SERVICE INC	PADUCAH	211	0
KYD006370548	C. LEE COOK, A DOVER RESOURCES CORP.	LOUISVILLE	6	0
KYD006375141	CALDWELL TANKS, INC.	LOUISVILLE	18	3
KYD005009923	CALGON CARBON CORPORATION	CATLETTSBURG	756	11,542
KYD985113588	CARDINAL HEALTH INC	WINCHESTER	0	0
KYD041376138	CATLETTSBURG REFINING, LLC	CATLETTSBURG	7,728	2,078
KYR000028431	CELANESE LTD	CALVERT CITY	9,125	8,878
KYD981472616	CENTRAL KENTUCKY PROCESSING INC	LEXINGTON	539	0
KYD049062375	CENTURY ALUMINUM OF KENTUCKY	HAWESVILLE	7,450	3
KYD024053043	CHEMCENTRAL	LOUISVILLE	21	0

KYD043774975
KYD175598267
KYD006388441
KYR000003244
KYD058691031
KYD042596981

EPA ID

KYD985115237 GALLATIN STEEL CO
 KYD005383385 GAMCO PRODUCTS COMPANY
 KYD980847602 GATES CORPORATION
 KYD006383665 GATEWAY PRESS
 KYD074047556 GE AIRCRAFT ENGINES
 KYD006387021 GE CONSUMER & INDUSTRIAL
 KYD071335590 GENERAL CABLE
 KYD991276932 GENERAL ELECTRIC MOTOR PLANT
 KYD000622993 GENERAL MOTORS CORP NAO GROUP
 KY0000899773 GIBBS DIE CASTING CORP
 KYD049946627 GIBBS DIE CASTING CORP
 KYR000004655 GIBBS DIE CASTING CORP
 KYR000043232 GILES PROPERTY
 KYR000034017 GIVAUDAN FLAVORS CORPORATION
 KYD006370167 GOODRICH CORP
 KYR000033225 GOODRICH CORPORATION
 KYD052154333 GREIF INC
 KYR000011718 GUARDIAN AUTOMOTIVE TRIM INC
 KYR000014654 HAGYARD-DAVIDSON-MCGEE ASSOCIATES PLLC
 KYD006384531 HARSHAW CHEMICAL CO
 KYD981014608 HAUSNER HARD-CHROME OF KENTUCKY
 KYR000029207 HENKEL CORPORATION
 KYD985080480 THE HENNIGAN COMPANY
 KYD981804776 HESCO PARTS LLC
 KYD055832091 HEXION SPECIALTY CHEMICALS INC
 KYR000042408 HIBBS ELECROMECHANICAL INC
 KYD985085257 HIGH TECH CHROME PLATING INC
 KYD023762743 HINTON'S BODY SHOP
 KYD981003494 HITACHI AUTOMOTIVE PRODUCTS (USA) INC.
 KYD058688664 HOLLEY PERFORMANCE PRODUCTS, INC.
 KY5210020140 HQ 101 ABN (AASLT) DIV & FT. CAMPBELL KY
 KYD049465255 HUNTINGTON ALLOYS CORP, A SPECIAL METALS
 KYD041168287 HUSSEY COPPER LTD
 KYD981021041 HYDRO ALUMINUM NORTH AMERICA
 KYD006376735 HYKLAS PAINTS
 KYD981853633 ICHIKOH MANUFACTURING INC
 KYD066051913 INTERPLASTIC CORP
 KYD981852858 INTERTEC SYSTEMS INC
 KYD006807374 IRVIN H. WHITEHOUSE & SONS CO
 KYD006370175 ISP CHEMICALS INC
 KYD001938950 IVY CO
 KYD006367593
 KYR000011890
 KYR000045211
 KYD000623009
 KYD004233573
 KYD049064017
 KYD000207282
 KYD006386395
 KYD059568220
 KYD006378632
 KYD985080837
 KYR000043133
 KYD007009053
 KYD006383392
 KYR000042549
 KYR000042515
 KYR000042234

National Biennial RCRA Hazardous Waste Report: Based on 2005 Data

EPA ID

KYR000042424 KYDOH FE02-0001-09008-B00063N
KYR000042432 KYDOH FE02-0006-0060-B00015
KYR000042275 KYDOH FE02-0014-0079-B00004
KYR000042531 KYDOH FE02-0015-0061-B00016
KYR000042226 KYDOH FE02-0021-0042 B00043
KYR000042507 KYDOH FE02-0032-0007-B00002
KYR000042242 KYDOH FE02-0039-0035-B00010
KYR000042218 KYDOH FE02-0047-0084-B0044
KYR000035352 KYDOH FE02-0056-0042-B00346
KYR000042457 KYDOH FE02-0100-09008-B00074N
KYR000042523 KYDOH FE02-016-0185-B00023
KYR000008516 KYDOH MP056-0064-003.88 B299
KY0000055889 LASER GRAPHIC SYSTEMS INC
KYD985094879 LEXEL IMAGING SYSTEMS, INC.
KYD006375737 LEXMARK INTERNATIONAL INC
KYD068342708 LINK BELT CONSTRUCTION EQUIPMENT CO
KYD980840300 LIQUID TRANSPORTERS, INC
KYD980847198 LIVERMORE BRASS & SILVER SHOP
KYD980600787 LOGAN ALUMINUM INC
KYD074049727 LORD CORPORATION
KYD084757178 L'OREAL USA
KYD084758069 MALLINCKRODT BAKER, INC
KYR000008128 MARATHON ASHLAND PIPELINE LLC
KY0000199646 MARATHON PETROLEUM COMPANY LLC
KYD024015877 MARATHON PETROLEUM COMPANY LLC
KYD071316095 MARATHON PETROLEUM COMPANY LLC
KYD074069980 MARATHON PETROLEUM COMPANY LLC
KYD085512069 MARATHON PETROLEUM COMPANY LLC
KYD985080134 MARATHON PETROLEUM COMPANY LLC
KYD985087659 MARATHON PETROLEUM COMPANY LLC
KYD006383202 MARCUS PAINT CO
KYR000022871 MARTEK BIOSCIENCES CORPORATION
KYD981467269 MAZAK CORPORATION
KYD000648279 MCKECHNIE VEHICLE COMPONENTS
KYD985084201 MERCURY PLASTICS INC
KYR000031153 METOKOTE CORPORATION PLANT 2
KYD026014522 ~~METOKOTE CORPORATION PLANT 2~~ (PUS) INTERNATIO58988 6ETQ 0 g 0 GBTSite Name INTER211.48ONA4.400001-09008-B00063N)CDD
KYD000821942
KYR000020180
KYD000206417
KYD026007450
KYR000018044
KYR000023507
KYR000023556
KYR000042853
KYR000033001
KYR000036640
KYD068331735
KYD981852916
KYD991277112
KYD006372502
KYD094202736
KYR000032045
KYD136936366
KYR000031732
KYD006371314
KYR000029231
KYD981753155

KYD070814033
KYD006364558
KYD004237590
KYD006399000
KYD068339217
KYD004255402
KYD062969290
KYD985066125
KY0000966358
KYD985114966
KYR000020073
KYD985114214
KYR000033860
KYR000043760
KYD981806383
KYD006395644
KYD985082270
KYD084270461
KYD053349593
KYD006382253
KYD006516348
KYR000020446
KYR000043224
KYD006378764
KYR000011619
KYD094203213
KYD981480049
KYD991276833
KY0000201285
KYD990876021
KYR000031492
KYD985113810
KYD045734753
KYD006390017
KYR000042341
KYD985072156
KYD981027469
KYD985072610
KYD053348108
KYD006379945
KYR000005058
KYD082390394
KYR000011569
KYR000006767
KYD089227227
KYD049622939
KYD006377030
KYD981753

National Biennial RCRA Hazardous Waste Report: Based on 2005 Data

KENTUCKY

REPORTED RCRA SITES

EPA ID	Site Name	Location City	RCRA Tons Generated	RCRA Tons Managed
KYD044914356	YKK SNAP FASTNERS AMERICA INC	LAWRENCEBURG	107	0
KYD985072149	ZEON CHEMICALS L.P.	LOUISVILLE	7	0
KYD985087014	ZEON CHEMICALS L.P. - RESEARCH AND DEVEL	LOUISVILLE	1	0
KYD985081660	ZF SACHS AUTOMOTIVE OF AMERICA INC	FLORENCE	78	0

National Biennial RCRA Hazardous Waste Report: Based on 2005 Data

LAR000024018
LAD985221621
LAR000043737
LAD062119771
LAR000030247
LAD041222365
LAD085551877
LAD046748463
LAD000757286
LAD058472721
LAD981522295
LAD096603469
LAD020597597
LAR000034405
LAD985176007
LAD008173585
LAD000778324
LAD980865364
LA9571924050
LAD040776809
LAD981154230
LAD985176049
LAD092681824
LAR000023986
LAD079460895
LAR000033100
LAD094919339
LAR000055038
LAD147729966
LAD074160904
LAR000004929
LAR000025569
LAD000209700
LAR000007997
LAD098170533
LAR000048256
LAD045756996
LAD985223700
LAD147722300
LAD045761731

EPA ID

LAD000618256 CECOS INTERNATIONAL INC CALCASIEU FACILI
LAD000618298 CECOS INTERNATIONAL INC., LIVINGSTON FAC
LAD040332025 CERTAINTTEED CORPORTATION
LAD056022387 CF INDUSTRIES, INC.
LAD008179707 CHALMETTE REFINING, L.L.C
LAD982557662 CHARENTON TERMINAL
LAD000777201 CHEMICAL WASTE MANAGEMENT
LAD052528965 CHEMTRADE REFINERY SERVICES
LAD065470916 CHEMTURA CORPORATION
LAD008194060 CHEMTURA USA CORPORATION
LAD034199802 CHEVRON ORONITE CO. LLC
LAD055010078 CHEVRON PHILLIPS CHEMICAL COMPANY, LP
LA0001000280 CHEVRON PIPE LINE EMPIRE TERMINAL
LAD980698369 CHEVRON USA INTRACOASTAL CITY
LAD000777870 CHEVRON USA LEEVILLE
LAD000792283 CHEVRON USA VENICE
LAD043429182 CHRISTUS ST. FRANCES CABRINI HOSPITAL
LAD077115897 CHRISTUS ST. PATRICK HOSPITAL
LAD008080350 CITGO PETROLEUM CORPORATION
LAD010395127 CLEAN HARBORS BATON ROUGE LLC
LAD981055791 CLEAN HARBORS COLFAX LLC
LAD000778514 CLEAN HARBORS PLAQUEMINE, LLC
LAD985193192 CLEMENT INDUSTRIES, INC.
LAD075069567 CMP COATINGS INC.
LAD034145235 COASTAL CHEMICAL CO, LLC
LAD008184616 COLFAX TREATING COMPANY, LLC
LAD000792317 COLONIAL PIPELINE - BATON ROUGE JUNCTION
LAD056024391 CONOCOPHILLIPS COMPANY
LAD990683716 CONOCOPHILLIPS INC., LAKE CHARLES
LAR000048249 CONRAD INDUSTRIES INC AMELIA DEEPWTR FAC
LAD008172785 CONRAD INDUSTRIES, LLC
LAD020877361 COSMAR COMPANY
LAD008050676 COVALENCE SPECIALTY COATINGS, LLC
LAD010385847 CP LOUISIANA, INC.
LAD092101906 CRESCENT TECHNOLOGY, INC.
LAD982555930 CROSSTEX PROCESSING SERVICES, LLC-EUNICE
LAR000032789 CS METALS OF LOUISIANA LLC
LAD982564601 CSX TRANSID
LAD081651119 CSX TRANSID
LAD982560914
LAR000004598
LAR000000950
LAR000057828
LAD008175390
LAR000026773
LAD062637368
LAR000053736
LAR000055954
LAD008188583
LAR000001768
LAD037961430
LAD008187080
LAD000803288
LAD985222447
LAD071940233
LAD059130831
LAD985213669
LAD985193713

National Biennial RCRA Hazardous Waste Report: Based on 2005 Data

LOUISIANA

REPORTED RCRA SITES

EPA ID	Site Name	Location City	RCRA Tons Generated	RCRA Tons Managed
LAD985193606	DYNAMIC INDUSTRIES, INC. OFFSHORE FAB	PORT OF IBERIA	12	0
LAR000033415	DYNAMIC TOPSIDE FABRICATION	NEW IBERIA	23	4
LAD980622112	E.I. DUPONT DE NEMOURS & COMPANY, INC.	DARROW	36	0
LAD985203686	EDO SPECIALTY PLASTICS	BATON ROUGE	13	0
LAD083451856	ELDERWOOD PRESERVING CO., INC	MANSURA	14	0
LAD081414377	ELECTROLESS NICKEL PLATING OF LOUISIANA	HAMMOND	2	0
LAD000812818	EMCC, A DIV. OF EXXONMOBIL CORPORATION	BATON ROUGE	5,850	13
LAR000039164	ENTERPRISE NORCO FRAC	NORCO	0	0
LAD034199323	ENTERPRISE TRANSPORTATION COMPANY	BATON ROUGE	4	0
LAD034313858	ENTERPRISE TRANSPORTATION COMPANY	LAKE CHARLES	0	0
LAR000043612	ENVIROTROL, INC	MINDEN	0	0
LAD981052376	EQUISTAR CHEMICALS, LP	SULPHUR	0	0
LAR000022517	EVANS HARVEY CORP, LLC	HARVEY	0	0
LAR000015644	EVANS HARVEY CORP. LLC	HARVEY	127	0
LAD985175918	EVANS HARVEY INC LLC	HARVEY	66	0
LAD008158289	EVANS HARVY CORP., LLC	HARVEY	109	0
LAD980812705	EVANS ST. GABRIEL, LLC	ST. GABRIEL	1	0
LAD008184137	EXIDE TECHNOLOGIES, BATON ROUGE SMELTER	BATON ROUGE	51	6,793
LAD058530510	EXIDE TECHNOLOGIES, INC.	SHREVEPORT	25,902	22,443
LAR000052217	EXPLORER PIPELINE CO	SULPHUR	0	0
LAR000056283	EXXON MOBIL ST. JAMES STATION	ST JAMES	2	0
LAD000778365	EXXONMOBIL ANCHORAGE TANK FARM	PORT ALLEN	11	0
LAD062662887	EXXONMOBIL BATON ROUGE REFINERY	BATON ROUGE	1,382	11
LAD000778381	EXXONMOBIL BR PLASTICS PLANT	BATON ROUGE	30	0
LAD084662535	EXXONMOBIL CHEMICAL RESIN FINISHING PLT.	BATON ROUGE	12	0
LAR000051045	EXXONMOBIL CORP PIPELINE SITE	BATON ROUGE	0	0
LAD092104389	FERRO CORPORATION BATON ROUGE SITE	ZACHARY	81	0
LAD985173707	FIBREBOND CORPORATION	MINDEN	1	0
LAD008073439	FIRESTONE POLYMERS LLC	SULPHUR	2,441	0
LAD069531457	FMC CORPORATION	OPELOUSAS	803	0
LAD041224932	FORMOSA PLASTICS CORP., LA	BATON ROUGE	261	0
LAR000051029	GALLIANO MARINE SERVICES	GOLDEN MEADOW	4	0
LAD043197284	GENERAL ELECTRIC	SHREVEPORT	98	0
LAD089317341	GENERAL MOTORS CORP.	SHREVEPORT	735	0
LAD057117434	GEORGIA GULF CHEMICAL & VINYL, LLC	PLAQUEMINE	26,038	24,201
LAD086478047	GEORGIA GULF LAKE CHARLES, LLC	WESTLAKE	91	0
LAD062643853	GEORGIA-PACIFIC CORP. PORT HUDSON OPERT	ZACHARY	22	0
LAR000057455	THE GLIDDEN CO DBA ICI PAINTS	LAFAYETTE	3	0
LAR000058453	THE GLIDDEN COMPANY DBA ICI PAINTS STORE	SHREVEPORT	5	0
LAR000058925	THE GLIDDEN COMPANY DBA ICI PAINTS STORE	NEW ORLEANS	39	0
LAD008182289	GRAMERCY ALUMINA LLC	GRAMERCY	2	0
LAR000018598	GRAPHIC PACKAGING INTERNATIONAL INC	WEST MONROE	8	0
LAD108187279	GROENDYKE TRANSPORT, INC.	PORT ALLEN	142	0
LAD067033944	GUIDE LOUISIANA, LLC	MONROE	87	0
LAD094917424	GULF COAST ANALYTICAL LAB, INC.	BATON ROUGE	71	0
LAD139240618	GULF ISLAND LLC, MAIN YARD	HOUMA	35	0
LAD985212158	GULF ISLAND LLC, WEST YARD	HOUMA	10	0
LAD148279755	GULF SOUTH PIPELINE CO, LP - STERLINGTON	STERLINGTON	0	0
LAD980333629	GULF SOUTH PIPELINE CO., LP - BAYOU SALE	CENTERVILLE	0	0
LAD982296261	GULF SOUTH PIPELINE CO., LP - BISTINEAU	RINGGOLD	19	0
LAD985207463	GULF SOUTH PIPELINE CO., LP - KENNER	KENNER	3	0
LAD058587858	GULF SOUTH PIPELINE CO., LP - LAFAYETTE	LAFAYETTE	11	0
LAD982552028	GULF WIRE CORPORATION	NEW ORLEANS	8	0
LAD081654295	HAYNES INTERNATIONAL INC.	ARCADIA	20	0
LAR000044172	HEXION SPECIALTY CHEMICALS	GEISMAR	89	0
LAD980622104	HEXION SPECIALTY CHEMICALS INC.	NORCO	69,574	13,205
LAD085551810	HOBSON GALVANIZING, INC	BELLE CHASSE	492	0
LAD041519067	HONEYWELL INTERNATIONAL INC. - GEISMAR	GEISMAR	44	0

National Biennial RCRA Hazardous Waste Report: Based on 2005 Data

LOUISIANA

REPORTED RCRA SITES

EPA ID	Site Name	Location City	RCRA Tons Generated	RCRA Tons Managed
LAD000802868	HONEYWELL INTERNATIONAL, BATON ROUGE	BATON ROUGE	1,215	0
LAD985174028	HOUMA FABRICATORS	HOUMA	7	0
LAD034274761	HOUMA INDUSTRIES, LLC	HARVEY	16	0
LAD985195189	HOUMA VALVE SERVICE, INC	HOUMA	27	0
LAR000030825	INDUSTRIAL CHEMICALS, INC.	HARAHAN	5	0
LAD037968658	INDUSTRIAL COATINGS	PRAIRIEVILLE	0	0
LAR000048371	INDUSTRIAL ZEOLITE (US) LIMITED	LECOMPTÉ	0	0
LAD985223270	INEOS FLUOR AMERICAS LLC	SAINT GABRIEL	2	0
LAD985192764	INNOPHOS, INC.	GEISMAR	11	0
LAD982294068	INTERNATIONAL MATEX TANK TERMINALS	ST. ROSE	9	0
LAD982557829	INTERNATIONAL MATEX TANK TERMINALS	AVONDALE	1	0
LAD000631630	INTERNATIONAL PAPER	MANSFIELD	5	0
LAD000757526	J RAY MCDERMOTT, INC.	AMELIA	44	0
LAR000021303	JOE N. MILES & SONS, INC.	BOGALUSA	2	0
LAD985226117	JOTUN PAINTS INC	BELLE CHASSE	63	0
LAD000803296	K/D/S PROMIX, LLC	BELLE ROSE	4	0
LAD000755793	KINDER MORGAN LIQUIDS TERM. ST. GABRIEL	ST. GABRIEL	32	0
LAR000031609	LA-MAR-KA, INC.	BATON ROUGE	0	0
LAD083469270	LAKE CHARLES CARBON COMPANY	LAKE CHARLES	2	0
LAR000031484	LAKE CHARLES FRACTIONATOR	SULPHUR	324	0
LAD981592330	LAKE CHARLES MEMORIAL HOSPITAL	LAKE CHARLES	20	0
LA0000365668	LAMP RECYCLERS OF LOUISIANA, INC.	HAMMOND	29	488
LAR000007427	LANG'S ENVIRONMENTAL SOLUTIONS, INC	BATON ROUGE	0	21
LAD096040712	LBC BATON ROUGE, LLC	SUNSHINE	282	0
LAR000041087	LCCC	WESTLAKE	179,750	178,216
LAD008050726	LIBBEY GLASS, INC	SHREVEPORT	26	0
LAR000043729	LOUIS DREYFUS OLEFINS LLC	GEISMAR	133	0
LAR000043711	LOUIS DREYFUS OLEFINS, LLC	CHALMETTE	328	0
LAR000049486	LOUIS DREYFUS OLEFINS, LLC	SORRENTO	0	0
LAD985185149	LOUISIANA PIGMENT CO., L.P.	WESTLAKE	14	0
LAT230012833	LOUISIANA STATE UNIVESITY - BATON ROUGE	BATON ROUGE	36	0
LAD069745073	LSU HEALTH SCIENCE CENTER	SHREVEPORT	11	0
LAD052739778	LSU HEALTH SCIENCES CENTER	NEW ORLEANS	15	0
LAD008213985	LSU MEDICAL SCHOOL	NEW ORLEANS	1	0
LAD077914075	LSU SCHOOL OF DENTISTRY	NEW ORLEANS	2	0
LAD982291205	LSU/HCS/D/WO MOSS REGIONAL MEDICAL CENTER	LAKE CHARLES	7	0
LAR000018333	LYONDELL CHEMICAL COMPANY	WESTLAKE	366,360	365,618
LAR000048298	M/S CONQUEST	NEW ORLEANS	19	0
LAR000049254	M/S INSPIRATION	NEW ORLEANS	16	0
LAD067042960	MACALLEN CHEMICAL	MONROE	0	0
LAD081999724	MARATHON PETROLEUM COMPANY LLC - LRD	GARYVILLE	635	0
LAD010390599	MEADWESTVACO SOUTH CAROLINA, LLC	DERIDDER	8,350	196
LAD072619646	MEDICAL CENTER OF LOUISIANA AT NEW ORLEA	NEW ORLEANS	3	0
LAD008181927	MICRO CHEMICAL COMPANY, INC.	WINNSBORO	5	0
LAD010388254	MID FAB SERVICES, LLC	NEW IBERIA	14	0
LAD020601118	MILLENNIUM RAIL, INC.	ZWOLLE	8	0
LAD001700756	MONSANTO COMPANY	LULING	466	0
LAD065485146	MOTIVA ENTERPRISES LLC CONVENT REFINERY	UNION	4,431	0
LAD008186579	MOTIVA ENTERPRISES LLC- NORCO REFINERY	NORCO	382	0
LAD008058471	MURPHY OIL USA, INC. MERAUX REFINERY	MERAUX	9,575	9,222
LAD122615560	NALCO	SCOTT	58	0
LAD050901669	NALCO COMPNAY	GARYVILLE	50,322	50,140
LAR000016956	NATIONAL TANK CO. (NATCO)	NEW IBERIA	18	0
LA6170022788	NAVAL AIR STATION, JOINT RESERVE BASE	BELLE CHASSE	7	0
LAR000013318	NEWFIELD EXPLORATION CO. - ICY SHOREBASE	ABBEVILLE	1	0
LAR000023978	NORTH AMERICAN FABRICATORS	HOUMA	31	0
LAR000009183	NORTH AMERICAN SHIPBUILDING	LAROSE	88	0
LAD985218742	NORTHROP GRUMMAN CORPORATION	LAKE CHARLES	54	0

EPA ID

LAD094191236 ST. MARY GALVANIZING CO., INC.
LAD985188440 STEEL FABRICATORS OF MONROE, L.L.C.
LAR000043521 STOLTHAVEN NEW ORLEANS, LLC
LAD985224443 STRIP EASE OF NEW ORLEANS INC
LAR000051011 SUPERIOR ENERGY SERVICES
LAD980622054 SUPERIOR TIE & TIMBER
LAR000015479 SUTTLES TRUCK LEASING, LLC
LAD053783445 SYNGENTA CROP PROTECTION, INC.
LAR000035220 T. T. BARGE SERVICE MILE 125, INC.
LAD980870794 T. T. BARGE SERVICE MILE 183, INC.
LAD000132167 T. T. BARGE SERVICE MILE 237, LLC
LAD980810840 T. T. COATINGS, INC.
LAR000038091 TANGENT RAIL CORPORATION
LAD000814095 TENNESSEE GAS PIPELINE - STATION 504
LAR000002188 TENNESSEE GAS PIPELINE-STATION 823
LAR000012328 TESSENDERLO KERLEY INC.
LAD982564023 TETLP - CASTOR
LAD982553034 TETLP - GILLIS
LAD982553026 TETLP - GRAND CHENIER
LAD980630073 TETLP - IOWA PLANT
LAT230013781 TETLP - LAROSE
LAD982302812 TETLP - MONROE
LAD985207679 TETLP - MP 180.59 W. FELICIANA
LAD981911605 TETLP - NEW ROADS
LAD982548190 TETLP - OPELOUSAS
LAD985225606 TETLP - SHARON LAB
LAT230013773 TETLP - ST. FRANCISVILLE
LAD980745277 TETLP - WEST RED RIVER - MP 281.6
LAD981912611 TETLP - WHITE CASTLE
LAD000755736 TEXACO PIPELINES, LLC HENRY GAS PLANT
LAD085134971
LAD980333371
LAD980864037
LAD985170968
LAD981146186
LAD148744493
LAD985167196
LAD985190651
LAD985190685
LAD985190958
LAD985191089
LAD044499275
LAD058959123
LAD985216266
LAD985196013
LAD980875603
LAD081997199
LAD071930507
LAD985197458
LAR000055541
LAD070672605
LAR000010983
LAD008155871
LAD065459463
LAR000051292
LAD083447979
LAD980796635
LAD000710004

National Biennial RCRA Hazardous Waste Report: Based on 2005 Data

LOUISIANA

REPORTED RCRA SITES

EPA ID	Site Name	Location City	RCRA Tons Generated	RCRA Tons Managed
LAD084663962	TULANE UNIVERSITY MEDICAL SCHOOL	NEW ORLEANS	15	0
LAD053785812	TULANE UNIVERSITY UPTOWN CAMPUS	NEW ORLEANS	10	0
LAR000010223	TURNER INDUSTRIES GROUP, LLC	PORT ALLEN	13	0
LAD089841712	TWIN BROTHERS MARINE, LLC	LOUISA	3	0
LA0214022725	U.S. ARMY, FORT POLK	FORT POLK	23	0
LAD041581422	UNION CARBIDE CORP. TAFT SITE	TAFT	7,496	0
LAD069531275	UNION TANK CAR COMPANY	VILLE PLATTE	62	0
LAD982556045	UNITED BUMPER EXCHANGE	SHREVEPORT	0	0
LAD000709451	UNIVAR USA	GEISMAR	8	0
LAD985194455	UNIVAR USA	LAFAYETTE	24	0
LAD077914018	UNIVERSITY OF NEW ORLEANS MAIN CAMPUS	NEW ORLEANS	7	0
LAD985170760	UOP LLC	BATON ROUGE	72	0
LAD057109449	UOP LLC SHREVEPORT PLANT	SHREVEPORT	12	0
LAR000014324	US ARMY ENGLAND AIR BASE	ALEXANDRIA	0	0
LA4800014587	US NASA / LOCKHEED MARTIN	NEW ORLEANS	230	0
LAR000003798	USPFO FOR LA J8/LW	PINEVILLE	4	0
LAD081407850	VALERO REFINING COMPANY- LA	KROTZ SPRINGS	79	0
LAD000225862	VALERO ST. CHARLES REFINERY	NORCO	355	0
LAD067019802	VOITH FABRICS	SHREVEPORT	0	0
LAD084670652	VOPAK TERMINAL WESTWEGO INC.	WESTWEGO	0	0
LAD008080434	W.R. GRACE & CO., DAVISON CATALYSTS	SULPHUR	1	0
LAD050977586	WATERBURY COMPANIES INC.	INDEPENDENCE	12	0
LAD118977867	WELLING TRUCK SERVICE	HARAHAN	0	0
LAD985184761	WESTLAKE PETROCHEMICALS LP	SULPHUR	133	0
LAD981522048	WESTLAKE POLYMERS LP	SULPHUR	1,969	0
LAD985221951	WESTLAKE STYRENE, LP-MARINE TERMINAL	SULPHUR	1	0
LAD003913449	WESTLAKE VINYL COMPANY, LP.	GEISMAR	290	0
LAD098598360	WESTSIDE GALVANIZING SERVICES	PORT ALLEN	1,997	0
LAD985174416	WILLAMETTE VALLEY COMPANY	PINEVILLE	3	0
LAD981149750	WILLIAMS OLEFINS L.L.C.	GEISMAR	42	0
LAR000021824	WOOD GROUP PRESSURE CONTROL	HARVEY	0	0
LAD058596354	X-CHEM, INC.	HARAHAN	32	0
LAD020857876	XAVIER UNIVERSITY OF LOUISIANA	NEW ORLEANS	1	0

National Biennial RCRA Hazardous Waste Report: Based on 2005 Data

EPA ID	Site Name	Location City	RCRA Tons
MED058951401	BATES COLLEGE	LEWISTON	0
MED041460247	BATH IRON WORKS	BATH	18
MED985467679	BATH IRON WORKS - EBMF	BRUNSWICK	3
MED000841056	BATH IRON WORKS-HARDINGS FACILITY	BRUNSWICK	4
MER000503664	BUSHMASTER FIREARMS INC	WINDHAM	0
MER000503458	CENTRAL MAINE MEDICAL CENTER	LEWISTON	0
MED985466358	CIANBRO FABRICATION AND COATING FACILITY	PITTSFIELD	6
MED000840843	COLD BROOK ENERGY INC	HAMPDEN	0
MED001111103	CORNING INCORPORATED	KENNEBUNK	0
MED040249096	CYRO INDUSTRIES	SANFORD	363
MER000503813	DAHL-CHASE DIAGNOSTIC SERVICES	BANGOR	6
MED001094473	DIELECTRIC COMMUNICATIONS	RAYMOND	0
MED071742225	DOMTAR MAINE CORP	BAILEYVILLE	0
MER000002709	EASTLAND WOOLEN MILL SUPERFUND SITE	CORINNA	0
MED001097203	ELMET TECHNOLOGIES INC	LEWISTON	0
MED019051069	ENPRO SERVICES OF MAINE INC	SOUTH PORTLAND	0
MER000500322	ENVIRONCLEAN TECHNOLOGY INC	SCARBOROUGH	0
MED046221115	EXXONMOBIL CORP SOUTH PORTLAND TERMINAL	SOUTH PORTLAND	0
MED985471804	EXXONMOBIL OIL CORPORATION 11595	SOUTH PORTLAND	0
ME5000001313	FAIRCHILD SEMICONDUCTOR CORPORATION	SOUTH PORTLAND	0
ME5000000802	FIRST TECHNOLOGY	STANDISH	497
MED093627156	FMC BIOPOLYMER	ROCKLAND	0
MED980671796	FORT JAMES OPERATING COMPANY	OLD TOWN	0
ME5000000307	GENERAL DYNAMICS ARMAMENT AND TECHNICAL	SACO	0
MED051431906	GENERAL ELECTRIC COMPANY	AUBURN	0
MED000242701	HOLTRACHEM MANUFACTURING CO	ORRINGTON	0
MED001109685	HOWELL LABORATORIES INC.	BRIDGTON	0
MED061851408	IRVING OIL CORPORATION	SEARSPORT	0
MED001099076	JONES & VINING INC	LEWISTON	3
MED985467935	KATAHDIN ANALYTICAL SERVICES INC	WESTBROOK	0
MED046218574	KINGFIELD WOOD PRODUCTS	KINGFIELD	0
MER000500306	KNOX MACHINE COMPANY	WARREN	0
MED019075662	LYMAN MORSE BOATBUILDING CO	THOMASTON	0
ME6572890022	MAINE AIR NATL GUARD 101ST AIR REFUEL WG	BANGOR	0
MER000002881	MAINE DOT - SKOWHEGAN BRIDGE	SKOWHEGAN	0
MER000500090	MAINE DOT CARLTON & ARROWSIC BRIDGES	WOOLWICH	0
MER000002873	MAINE DOT CARMEL BRIDGE	CARMEL	0
MED985467406	MAINE DOT FLEET SERVICES FACILITY	AUGUSTA	0
MER000503714	MAINE ENVIRONMENTAL DEPOT LLC	LEWISTON	0
ME5000001388	MAINE READINESS SUSTAINMENT MAINTENANCE	LIMESTONE	0
ME5000001040	MAINE TURNPIKE AUTHORITY	GRAY	0
MED071749329	MAINE YANKEE ATOMIC POWER COMPANY	WISCASSET	0
MED071730220	MICRO METRICS INC	ROCKPORT	0
MED018995852	MONSON COMPANIES INC	SOUTH PORTLAND	0
MED001098458	NATIONAL SEMICONDUCTOR	SOUTH PORTLAND	0
MED097734388	NAUTEL MAINE, INC	BANGOR	61
ME5170024355	NCTAMSLANT DET CUTLER	CUTLER	0
ME5000000539	NORDX	SCARBOROUGH	3
ME5000000422	NORTH END COMPOSITES	ROCKLAND	14
MED001099746	OSRAM SYLVANIA	WALDOBORO	74
MED043249945	OSRAM SYLVANIA BANGOR	BANGOR	0
MED985471911	OXFORD AVIATION INC	OXFORD	0
MED040228983	PIONEER PLASTICS CORPORATION	AUBURN	19
ME7170022019	PORTSMOUTH NAVAL SHIPYARD	KITTERY	0
MED000791681	PRATT & WHITNEY	NORTH BERWICK	0
MED001096395	PRIME TANNING CO INC	BERWICK	0
MED001095041	RUMFORD PAPER COMPANY	RUMFORD	0
MED093632883	RYDER TRANSPORTATION SERVICES	LEWISTON	0

National Biennial RCRA Hazardous Waste Report: Based on 2005 Data

MAINE

REPORTED RCRA SITES

EPA ID	Site Name	Location City	RCRA Tons Generated	RCRA Tons Managed
MED060996204	S D WARREN COMPANY - SOMERSET	SKOWHEGAN	4	0
MED042141408	S.D. WARREN COMPANY	WESTBROOK	3	0
MED055714588	SABRE CORPORATION	RAYMOND	10	1
MED980667810	SAFETY-KLEEN CORP	LEEDS	22	0
MED001096791	SDI MANAGEMENT COMPANY	SACO	4	0
MED985467562	SERMATECH INTERNATIONAL	BIDDEFORD	66	10
MED980910053	SILVEX, INC	WESTBROOK	89	0
MED985469279	SOUTHERN MAINE INDUSTRIES CORP	GORHAM	41	0
ME5000001271	SOUTHERN MAINE SPECIALTIES	SACO	61	0
MED054608179	SPENCER PRESS INC	WELLS	8	0
MED000841015	SPRAGUE ENERGY	SOUTH PORTLAND	1	0
MED981214406	U S OPTICAL DISC INC	SANFORD	1	0
MED060996451	UNIVERSITY OF MAINE	ORONO	11	0
ME8170022018	US NAVAL AIR STATION, BRUNSWICK	BRUNSWICK	18	0
MED086875887	WAUSAU-MOSINEE PAPER CORP	JAY	37	0
ME5000001412	WILLIAM ARTHUR INC	KENNEBUNK	8	0

National Biennial RCRA Hazardous Waste Report: Based on 2005 Data

MARYLAND

REPORTED RCRA SITES

EPA ID	Site Name	Location City	RCRA Tons Generated	RCRA Tons Managed
MDD003090198	AAI CORPORATION INDUSTRY LANE	COCKEYSVILLE	18	0
MDD022393771	ABBEY DRUM CO	BALTIMORE	95	0
MDR000501254	ACM TECHNOLOGIES INC	FOREST HILL	22	9
MDR000011817	ACN - BALTIMORE LLC	BALTIMORE	77	0
MDR000506873	AES WARRIOR RUN LIMITED PARTNERSHIP	CUMBERLAND	75	0
MDD003067832	AIR PRODUCTS POLYMERS LP	ELKTON	58	0
MDD990759375	ALCOA EASTALCO WORKS	FREDERICK	3,170	0
MDD003067121	ALLIANT TECHSYSTEMS INC	ELKTON	296	15
MDD981737521	ALLWASTE CONTAINER SERVICES	JESSUP	16	0
MDD003062213	ALMAG PLATING CORPORATION	BALTIMORE	24	0
MDD022402994	ALPHARMA USHP INC	BALTIMORE	13	0
MDD054906201	AMCOR STEVENS FLEXIBLE PACKAGING INC.	HAGERSTOWN	120	0
MDD054909072	AMERICAN PLATING SERVICE INC	BALTIMORE	26	17
MDD003093119	AMG RESOURCES CORPORATION	BALTIMORE	228	0
MD0570024000	ANDREWS AIR FORCE BASE	ANDREWS AFB	17	0
MDD095415840	ATLANTIC WOOD INDUSTRIES, INC.	FRUITLAND	25	0
MDD985384775	ATOTECH USA INC	BALTIMORE	52	0
MDD049918659	BALTIMORE GALVANIZING COMPANY INC	BALTIMORE	13	0
MDD056506389	BEAZER EAST INC SALISBURY	SALISBURY	58	0
MD0000899898	BECTON DICKINSON	SPARKS	15	0
MDD000619395	BGE SPRING GARDENS	BALTIMORE	140	0
MDD000797365	BROWNING FERRIS INC - SOLLEY LANDFILL	GLEN BURNIE	960	0
MDD981739840	CAPITAL ELECTRO-CIRCUITS INC	GAITHERSBURG	61	0
MDD069380657	CHESAPEAKE FINISHED METALS INC.	ELKRIDGE	89	0
MDD990686156	CHEVRON BALTIMORE ASPHALT TERMINAL	BALTIMORE	540	0
MDD985372143	CITRUS & ALLIED ESSENCES LTD	BELCAMP	444	0
MDD980555189	CLEAN HARBORS OF BALTIMORE	BALTIMORE	0	109,309
MDD990812364	COLWELL NORTH AMERICA	WHITEFORD	34	0
MDD000800169	CROWN CORK & SEAL USA	BALTIMORE	17	0
MDR000007591	CSX REAL PROPERTY	GLEN BURNIE	165	0
MDD003075942	CYTEC ENGINEERED MATERIALS INC	HAVRE DE GRACE	322	0
MDD061366779	DAP PRODUCTS INC.	BALTIMORE	13	0
MDD030324073	DUNDALK MARINE TERMINAL/MD PORT ADMIN	BALTIMORE	15,731	0
MDD063215453	EASTERN PLATING CO INC	BALTIMORE	18	0
MDD003243532	EATON CORP - FLUID CONVEYANCE DIV	BELTSVILLE	35	0
MDR000501163	EGIDE USA INC	CAMBRIDGE	19	0
MDR000012161	ENGINEERED POLYMER SOLUTIONS INC	WILLIAMSPORT	617	0
MDD002388536	ESSROC CEMENT CORP	FREDERICK	13	0
MDD982574188	EU SERVICES	ROCKVILLE	22	0
MDD008424434	EXXONMOBIL BALTIMORE TERMINAL	BALTIMORE	82	0
MDR000503847	FEDERAL LAW ENFORCEMENT TRAINING CTR	CHELTENHAM	24	0
MDD003071875	FMC CORPORATION	BALTIMORE	1,655	1,599
MDR000017681	FORMICA CORPORATION	ODENTON	75	0
MDD980720189	FRANCIS SCOTT KEY BRIDGE	BALTIMORE	192	0
MDD003091972	GENERAL MOTORS BALTIMORE ASSEMBLY	BALTIMORE	487	0
MDD001710227	GRACE DAVISON, W. R. GRACE & CO. - CONN.	BALTIMORE	475	0
MDD980554711	H. A. WAGNER GENERATING STATION	BALTIMORE	559	0
MDD003078094	HBP INC	HAGERSTOWN	15	0
MDD003075595	HI-TECH COLOR INC	ODENTON	33	0
MDD985412253	INDEPENDENT CAN COMPANY	BELCAMP	36	0
MDD095430948	INSL-X BRUNING PAINT COMPANY	BALTIMORE	29	0
MDR000521153	INVITROGEN CORPORATION	FREDERICK	72	0
MDD053945432	ISG SPARROWS POINT LLC	SPARROWS POINT	651	0
MDR000511469	ISP PHARMA SYSTEMS LLC	COLUMBIA	24	0
MDD980196695	JOHNS HOPKINS HOSPITAL	BALTIMORE	38	0
MDD001910777	JOHNS HOPKINS UNIVERSITY	BALTIMORE	14	0
MDR000501486	K & L MICROWAVE INC	SALISBURY	83	0
MDD003090503	KAYDON RING & SEAL INC	BALTIMORE	147	0

National Biennial RCRA Hazardous Waste Report: Based on 2005 Data

MARYLAND

REPORTED RCRA SITES

EPA ID	Site Name	Location City	RCRA Tons Generated	RCRA Tons Managed
MDR000015313	KINDER MORGAN OPERATING L.P. "A"	WOODBINE	30	0
MDD985398965	LENMAR	BALTIMORE	121	0
MDD985369750	MCCORMICK & CO INC	HUNT VALLEY	17	0
MDD000731356	MES HAWKINS POINT H/W LANDFILL	BALTIMORE	578	0
MDD985386143	MID-ATLANTIC FINISHING INC	CAPITOL HEIGHTS	52	0
MDD003093507	MILLENNIUM CHEMICALS	BALTIMORE	254	0
MDR000001719	MODULAR COMPONENTS NATIONAL	FOREST HILL	21	0
MDR000014605	MORGAN'S WHARF - MID ATLANTIC REGION	BATIMORE	17	0
MDR000018176	MOSAIC	CHEVERLY	15	0
MDR000016303	MRAS SYSTEMS, INC.	BALTIMORE	138	0
MD9800013865	NASA GODDARD SPACE FLIGHT CENTER	GREENBELT	21	0
MD3750832062	NATIONAL CANCER INSTITUTE-FREDERICK	FREDERICK	28	0
MD5131531811	NATIONAL INSTITUTE OF STDS AND TECH	GAITHERSBURG	20	3
MD6150004095	NATIONAL INSTITUTES OF HEALTH	BETHESDA	166	0
MD2970590004	NATIONAL SECURITY AGENCY	FORT GEORGE G MEADE	75	0
MD4170024109	NAVAL SUPPORT FACILITY INDIAN HEAD	INDIAN HEAD	201	160
MD5170024686	NAVAL SURFACE WARFARE CENTER CARDEROCK	BETHESDA	13	0
MDP000014310	NEWELL ENTERPRISES, INC.	HAGERSTOWN	1,933	0
MDD091818930	NIRO INC	COLUMBIA	25	0
MDD000619718	NORTHROP GRUMMAN BWI	LINTHICUM	97	0
MDD980919070	NOXELL CORP - BEAVER CT	COCKEYSVILLE	15	0
MDR000014282	NOXELL CORP - FASHION CT	JOPPA	65	0
MDD003082997	NOXELL CORP - P & G	HUNT VALLEY	37	0
MDD985400324	NURAD TECHNOLOGIES INC	BALTIMORE	54	0
MDR000010207	PACE INCORPORATED	ANNAPOLIS JUNCTION	16	0
MDD985369099	PATHOLOGY ASSOCIATES	FREDERICK	16	0
MDD003093499	PEMCO CORPORATION	BALTIMORE	14	0
MDR000008854	PHARMACEUTICALS INTERNATIONAL INC	HUNT VALLEY	35	0
MDD000136945	PHOENIX COLOR CORPORATION	HAGERSTOWN	24	0
MDD000804963	PIER-SOL INC	BALTIMORE	35	0
MDD980555767	PLYMOUTH TUBE COMPANY	SALISBURY	27	0
MDD030346688	QUEST DIAGNOSTIC INC	BALTIMORE	38	0
MDD980550743	RESCAR INDUSTRIES	ELK MILLS	43	0
MDD062011796	ROCKWOOD PIGMENTS NA INC	BELTSVILLE	34	0
MDD069390839	RUST-OLEUM CORPORATION HAGERSTOWN PLANT	WILLIAMSPORT	589	0
MDD981034291	SAFETY-KLEEN SYSTEMS, INC.	BALTIMORE	984	0
MDD990686222	SASOL NORTH AMERICA INC	BALTIMORE	168	0
MDD985381698	SCHILLINGER INC / NOVA KOTE	BALTIMORE	19	0
MDD985386564	SCHMITZ PRESS	SPARKS	19	0
MDR000512913	SHA - BR 0205300 COMPROMISE ST / 6TH ST	ANNAPOLIS	32	0
MDR000511394	SHA - BR 1513700 I-495 OVER NORTHWEST BR	SILVER SPRING	54	0
MDR000510990	SHA - BR 2301602 US 13 S / POKOMOKE RIV	POKOMOKE CITY	46	0
MDD000215160	SHERWIN-WILLIAMS - BALTIMORE	BALTIMORE	2,960	0
MDD003255163	SHERWIN-WILLIAMS - BELTSVILLE	BELTSVILLE	265	0
MDD003073962	SHERWIN-WILLIAMS - HAVRE DE GRACE	HAVRE DE GRACE	79	0
MDD003075207	SIGNODE EASTERN OPERATIONS	BALTIMORE	27	0
MDD066765520	SMITH LITHOGRAPH CORP	ROCKVILLE	13	0
MDD003060860	THE SOUTHERN GALVANIZING CO	BALTIMORE	318	0
MDD056497589	SPARTECH FCD LLC	SALISBURY	57	0
MDD058594920	STONE INDUSTRIAL	COLLEGE PARK	64	0
MDD980555726	SUN CHEMICAL CORP	WILLIAMSPORT	13	0
MDD063212377	TERUMO MEDICAL CORPORATION	ELKTON	117	0
MDD077410538	TNEMEC COMPANY, INC.	BALTIMORE	42	0
MDR000017616	TRANS WORLD CHEMICALS INC	ROCKVILLE	14	0
MD4690307844	U.S. COAST GUARD YARD	BALTIMORE	29	0
MDD980829873	UNIVERSITY OF MARYLAND	COLLEGE PARK	43	0
MDD985389816	US FILTER RECOVERY SERVICES MID-ATLANTIC	BALTIMORE	60	0
MD7170024536	US NAVAL AIR STATION	PATUXENT RIVER	34	0

National Biennial RCRA Hazardous Waste Report: Based on 2005 Data

MARYLAND

REPORTED RCRA SITES

EPA ID	Site Name	Location City	RCRA Tons Managed	
MD3210021355	USARMY GARRISON - APG	ABERDEEN PROVING GROU	338	0
MD5123510732	USDA, ARS, BARC-EAST, BLDG 033A	BELTSVILLE	13	0
MDD001890060	VELSICOL CHEMICAL CORPORATION	CHESTERTOWN	183	0
MDD985407030	VOEST ALPINE SERVICES & TECHNOLOGY	BALTIMORE	33	0
MDD980694012	W. L. GORE & ASSOCIATES - ELK CREEK	ELKTON	13	0
MDD982704256	W. L. GORE & ASSOCIATES INC - 8	ELKTON	81	0
MDD074933961	W.R. GRACE & CO. - CONN	COLUMBIA	360jYS-30 -4.52 85.44	TD/F0 8.0

National Biennial RCRA Hazardous Waste Report: Based on 2005 Data

EPA ID	Site Name	
MA2570024487	102D FIGHTER WING	OTIS ANG BASE
MAC300006343	2 ELM ST	WOBURN
MAC300006335	297 TRAPELO ROAD	BELMONT
MAR000502740	3M TOUCH SYSTEMS	METHUEN
MAC300005824	51 GROVE ST SITE	ARLINGTON
MAR000504126	ABBOTT BIORESEARCH CENTER	WORCESTER
MAD985290006	ABBOTT BIORESEARCH CENTER INC	WORCESTER
MAR000501122	ABIOMED, INC	DANVERS
MAD980668784	ABSOLUTE METAL FINISHING	NORWOOD
MAD047058565	ACCURATE METAL FINISHING	RANDOLPH
MAD001046408	ACTON METAL PROCESSING CORP	WALTHAM
MAD001025170	ACUSHNET COMPANY BALL PLANT I	ACUSHNET
MAD985276344	ACUSHNET COMPANY, BALL PLANT II	DARTMOUTH
MAR000011171	ACUSHNET COMPANY, BPIII	NEW BEDFORD
MAD985276948	ACUSHNET COMPANY, PLANT C	NEW BEDFORD
MAR000015297	ADTEC II BARREL ELECTROPLATING	LAWRENCE
MAD001129204	ADVANCE COATINGS CO	WESTMINISTER
MAR000508820	AEGIS SEMICONDUCTOR	WOBURN
MAD001014174	AGFA CORP	WILMINGTON
MAR000011593	AGT - VALVE G11	MENDON
MAC300006285	AGT METER STATION 814 ANP BELLINGHAM	BELLINGHAM
MAD985307594	ALKERMES	CAMBRIDGE
MAD001047257	ALKERMES - 190 EVERETT AVE	CHELSEA
MAD001067941	ALLEGHENY RODNEY NEW BEDFORD FACILITY	NEW BEDFORD
MAD002423267	ALLEGRO MICROSYSTEMS, INC	WORCESTER
MAC300004488	ALLIED PRINTING SERVICES, INC	MARLBOROUGH
MAR000511725	ALNYLAM PHARMACEUTICALS	CAMBRIDGE
MAD985276518	ALPHA WOODS HOLE LABS	WESTBOROUGH
MAC300000395	AMERICA SCIENCE TEAM BOSTON INC	WEYMOUTH
MAD980522817	AMERICAN INSULATED WIRE - NORTHEAST	SOUTH ATTLEBORO
MAD981213556	AMERICAN LIGHTING FIXTURE CORP	TAUNTON
MA5000002055	AMERICAN POLYMERS INC	OXFORD
MAR000503060	AMERICAN SUPERCONDUCTOR (AMSC WIRES)	AYER
MA5000003186	AMERICAN SUPERCONDUCTOR (HEADQUARTERS)	WESTBOROUGH
MAD053449393	AMETEK AEROSPACE	WILMINGTON
MAR000501858	AMGEN INC	CAMBRIDGE
MAD066985367	AMHERST COLLEGE	AMHERST
MAR000013862	ANACOMP INC	BRAINTREE
MA5000003087	ANALOG DEVICES, INC	CAMBRIDGE
MAD000649640	ANALOG DEVICES, INC / WILMINGTON MFG	WILMINGTON
MAD980732614	ANIKA THERAPEUTICS INC	WOBURN
MAD075370551	AOTCO METAL FINISHING CO, INC	BILLERICA
MAD059721944	APPLIED BIOSYSTEMS	BEDFORD
MAD985307487	ARIAD PHARMACEUTICALS INC	CAMBRIDGE
MA5000000877	ARQULE INC	MEDFORD
MAR000012856	ARQULE INC - WOBURN SITE	WOBURN
MAC300006103	ARTBLOCK LLC	BOSTON
MAD981207566	ASHLAND DISTRIBUTION	TEWKSBURY
MAD980525547	ASPEN AEROGELS, INC NORTHBOROUGH	NORTHBOROUGH
MAR000006619	ASPEN AEROGELS, INC, MARLBOROUGH	MARLBOROUGH
MAD980524300	ASTRAZENECA LP	WESTBOROUGH
MAR000016097	ASTRAZENECA PHARMACEUTICALS LP	WALTHAM
MAD048666465	ASTRO CHEMICALS INC	SPRINGFIELD
MAR000512715	ATHOL FORMER MGP SITE	ATHOL
MAC300006426	ATTLEBORO WATER POLLUTION CONTROL FCLTY.	ATTLEBORO
MAR000012450	THE AULSON COMPANY, INC	METHUEN
MAD000001792	AVECIA BIOTECHNOLOGY, INC	MILFORD
MAD053459673	AW CHESTERTON CO	GROVELAND

MAD106768344
MAD985290055
MAD001015650
MAD097437982
MAD055322861
MAD069348761
MAC300003076
MAD000844126
MAD051802783
MAD982192361
MAD001065911
MAD071723563
MAD071723621
MAD001028760
MAD980731715
MA5000001354
MAD001007905
MAC300006137
MAD088977186
MAD001039767
MA5000004838
MAD076575513
MAD091492108
MAD065160756
MAD985294131
MAD985288265
MAD982543357
MAD042129064
MAD055986020
MAD076585173
MAD985285758
MAC300006178
MAD055742761
MAD980730873
MAD001008093
MAD019170521
MAD071723241
MAR000007617
MAD053451019
MA0210092730
MAD985277540
MAD985290964

National Biennial RCRA Hazardous Waste Report: Based on 2005 Data

MASSACHUSETTS

REPORTED RCRA SITES

EPA ID	Site Name	Location City	RCRA Tons Generated	RCRA Tons Managed
MAD019291525	FORMER RAYTHEON FACILITY	BURLINGTON	8,219	0
MAD001118413	FOUNTAIN PLATING CO	WEST SPRINGFIELD	38	44
MAD001017110	GARELICK FARMS LYNN	LYNN	3	0
MAR000509489	GARLOCK PRINTING AND CONVERTING	GARDNER	79	0
MAR000509596	GE HEALTHCARE BIO-SCIENCES CORP	WESTBOROUGH	14	0
MAD001046325	GE IONICS, INC	WATERTOWN	23	0
MAD121626287	GE OSMONICS, INC	WESTBOROUGH	14	0
MAD001045111	GEARTRONICS INDUSTRIES, INC	NORTH BILLERICA	15	0
MAD001007228	GEM GRAVURE COMPANY, INC	WEST HANOVER	8	0
MAD019371079	GENERAL CHEMICAL CORP	FRAMINGHAM	0	0
MAD985268556	GENERAL DYNAMICS C4 SYSTEMS	TAUNTON	16	1
MAD985294222	GENERAL ELECTRIC CO (FT ROSE SITE)	LANESBORO	0	0
MAD001408491	GENERAL ELECTRIC CO, W. LYNN	WEST LYNN	5	0
MAD001408517	GENERAL ELECTRIC COMPANY	LYNN	97	0
MAD002084093	GENERAL ELECTRIC COMPANY	PITTSFIELD	105	0
MAD060094760	GENERAL ELECTRIC INTERNATIONAL, INC	MEDFORD	3	0
MAD063894786	GENERAL METAL FINISHING CO INC	ATTLEBORO	81	12
MAD985275569	GENERAL METAL FINISHING CO INC	ATTLEBORO	15	0
MAD052929635	GENTEX OPTICS INC	DUDLEY	17	0
MAD985307966	GENZYME CORPORATION - 74/76/78/80 NY AVE	FRAMINGHAM	5	0
MAR000014597	GENZYME CORPORATION - WALTHAM	WALTHAM	19	0
MAC300006160	GETTY PETROLEUM MARKETING INC	AUBURN	16	0
MAD053483467	THE GILLETTE CO - ANDOVER MANUFACTURING	ANDOVER	218	87
MAD066605809	THE GILLETTE COMPANY	BOSTON	31	0
MAC300006293	THE GLIDDEN COMPANY STORE 213	HYANNIS	2	0
MAC300006301	THE GLIDDEN COMPANY STORE 73	PLYMOUTH	6	0
MAD094277571	GLOBAL PETROLEUM CORP (TERMINAL TRUCK R	REVERE	68	0
MAR000502179	GLOBAL REVCO TERMINAL LLC	REVERE	16	0
MAR000502187	GLOBAL SOUTH TERMINAL LLC	REVERE	2	0
MAD001956176	GLOBE COMPOSITE SOLUTIONS, LTD	ROCKLAND	5	0
MAD980909956	GLOBE NEWSPAPER CO	BILLERICA	104	0
MAD001032358	GLOBE NEWSPAPER CO D/BA BOSTON GLOBE	BOSTON	44	0
MAC300006152	GLOUCESTER MARITIME HERITAGE CENTER	GLOUCESTER	48	0
MAD001408483	GLYPTAL, INC	CHELSEA	128	0
MAD000846337	GULF OIL LIMITED PARTNERSHIP	CHELSEA	1	0
MAD980914964	GULFSTREAM AEROSPACE	WESTFIELD	5	0
MAR000501221	H&R 1871 LLC	GARDNER	2,129	0
MAD001023084	HAARTZ CORP	ACTON	415	161
MAR000510198	HARVARD MEDICAL SCHOOL	BOSTON	3	0
MAD006953665	HARVARD UNIVERSITY - BLACKSTONE POWER PL	CAMBRIDGE	9	0
MAD001963263	HARVARD UNIVERSITY - CAMBRIDGE CAMPUS	CAMBRIDGE	132	0
MAD000846287	HARVARD UNIVERSITY - LONGWOOD CAMPUS	BOSTON	20	0
MAD057988883	HASBRO GAMES (MILTON BRADLEY CO)	EAST LONGMEADOW	17	0
MAD980523336	HAVERHILL LANDFILL	HAVERHILL	657	0
MAD001117597	HAZEN PAPER CO	HOLYOKE	133	0
MAD991302712	HC STARCK INC	NEWTON	34	0
MAD981065451	HCC AEGIS	NEW BEDFORD	51	0
MAC300005501	HESS STATION 21345	WINCHESTER	19	0
MAC300006087	HILLSIDE COLONY PLAZA	BURLINGTON	12	0
MAD981210222	HONEYWELL INTERNATIONAL	ACTON	8	0
MAD069354868	HOPCO LNG FACILITY	HOPKINTON	2	0
MAD001023613	HUB FOLDING BOX COMPANY	MANSFIELD	23	0
MAD001003474	HUDSON LOCK LLC	HUDSON	13	0
MAD056019979	IDEAL TAPE COMPANY	LOWELL	554	0
MAD981204316	IMI, INC	HAVERHILL	4	0
MAD980914519	IMPRA - A SUBSIDIARY OF C R BARD INC	BILLERICA	9	0
MAD982190639	INCOM, INC	CHARLTON	48	0
MAD001133073	INDEPENDENT PLATING, INC	WORCESTER	74	0

National Biennial RCRA Hazardous Waste Report: Based on 2005 Data

EPA ID	Site Name	
MAD041172719	METALOR TECHNOLOGIES USA	ATTLEBORO
MAD001119809	MICRO ABRASIVES	WESTFIELD
MAR000007054	MICRON PRODUCTS, INC	FITCHBURG
MAR000508713	MICROSEMI LAWRENCE	LAWRENCE
MAC300006079	MILL ROAD WELL 3	CHELMSFORD
MAR000013185	MILLENNIUM PHARMACEUTICALS, INC	CAMBRIDGE
MAR000505412	MILLENNIUM PHARMACEUTICALS, INC	CAMBRIDGE
MAR000509760	MILLENNIUM PHARMACEUTICALS, INC	CAMBRIDGE
MAR000007302	MILLIPORE CORP	DANVERS
MAD001050152	MILLIPORE CORPORATION	BEDFORD
MAD985290188	MILLIPORE CORPORATION	BEDFORD
MAD071708929	MIRANT CANAL, LLC	SANDWICH
MAD000846238	MIRANT KENDALL, LLC	CAMBRIDGE
MAD001424985	MIT LINCOLN LABORATORY	LEXINGTON
MAD001061001	MORGAN ADVANCED CERAMICS, INC	NEW BEDFORD
MAD001129618	MORGAN CONSTRUCTION CO	WORCESTER
MAC300006129	MWRA CARROLL WATER TREATMENT PLANT	MARLBOROUGH
MAD007998644	NANTUCKET ELECTRIC COMPANY	NANTUCKET
MAD001122381	NATIONAL METAL FINISHING CORP	SPRINGFIELD
MAR000504068	NATURAL PHARMACEUTICALS INC	FALL RIVER
MAD079532263	NEW ENGLAND MEDICAL CENTER	BOSTON
MAR000509612	NEW ENGLAND PEPTIDE, INC	GARDNER
MAD001132331	NEW GARDEN PARK	WORCESTER
MAD001126861	NEW METHOD PLATING CO INC	WORCESTER
MAD076581768	NEWTON-WELLESLEY HOSPITAL	NEWTON
MAD001125640	NICHOLS & STONE CO	GARDNER
MAD980731673	NORTH ADAMS FORMER MGP SITE	NORTH ADAMS
MAD001019470	NOVACEL, INC	NEWTON
MAR000509703	NOVARTIS INSTITUTES FOR BIOMED RESEARCH	CAMBRIDGE
MAR000511337	NOVARTIS INSTITUTES FOR BIOMED RESEARCH	CAMBRIDGE
MA5000000323	NOVEON INC	LEOMINSTER
MAD029924834	OFS FITEL, LLC	STURBRIDGE
MAD001403104	OLIN CORPORATION	WILMINGTON
MAD985307610	OMNOVA SOLUTIONS INC (FITCHBURG, MA)	FITCHBURG
MAR000009662	ORGANIX INC	WOBURN
MAR000502641	PARATEK PHARMACEUTICALS INC	BOSTON
MAD001419514	PARKER HANNIFIN CORP, CHOMERICS DIV	WOBURN
MAD985294503	PARKER HANNIFIN CORP, CHOMERICS DIV	WOBURN
MAD051778934	PARLEX CORPORATION	METHUEN
MAR000007955	PCI SYNTHESIS INC	NEWBURYPORT
MAD001008721	PERKINELMER LAS	BOSTON
MAD981069701	PHARMASOL CORPORATION	EASTON
MAR000502872	PHILIPS MEDICAL SYSTEMS	ANDOVER
MAD980912992	PHOTOFABRICATION	MILFORD
MAR000014167	PILGRIM NUCLEAR POWER STATION	PLYMOUTH
MAD981074156	PLATING FOR ELECTRONICS, INC	WALTHAM
MAD001021245	PLATING TECHNOLOGY INC D/B/A STAR PL	NEW BEDFORD
MAD001402320	POLAROID CORP	WALTHAM
MAD062163191	POLAROID CORPORATION	NORWOOD
MAD058060476	POLAROID CORPORATION - NEW BEDFORD	NEW BEDFORD
MAD054430095	POLY-METAL FINISHING	SPRINGFIELD
MAR000007690	POLYCARBON INDUSTRIES INC	CAMBRIDGE 19 DANVERS
MAR000509398	POLYCARBON INDUSTRIES INC	BEWBURYPORT
MAD061186201	POLYONICS CORP	
MAR000015909	PROMA TECHNOLOGIES, INC	
MAD001034016	PURECOAT NORTH, LLC	
MAD985270552	QUEST DIAGNOSTICS	
MAD087452611	RANDOLPH PRODUCTS CO	

National Biennial RCRA Hazardous Waste Report: Based on 2005 Data

EPA ID

MAD001113588 RATHBONE PRECISION METALS, INC
MAC300001658 RAYTHEON COMPANY
MAD001055235 RAYTHEON COMPANY
MAD001923408 RAYTHEON COMPANY
MAD001410539 RAYTHEON COMPANY SSC
MAD980913172 RAYTHEON MICROELECTRONICS CENTER
MAD001011071 REED & BARTON CORP
MAD001065937 REVERE COPPER PRODUCTS INC
MAD001064963 REVERE GRAPHICS WORLDWIDE
MAD001198639 THE ROBBINS COMPANY
MAD001035971 ROCHE BROS BARREL & DRUM CO
MAD001117720 RODNEY HUNT CO
MAD000844498 ROHM AND HAAS ELECTRONIC MATERIALS
MA5000000836 ROHM AND HAAS ELECTRONIC MATERIALS, LLC
MAD001006311 ROLLS-ROYCE NAVAL MARINE INC
MAR000006528 ROTADYNE DECORATIVE TECHNOLOGIES
MAD009870643 ROY BROTHERS INC
MAD002068831 ROYAL PLATING & POLISHING COMPANY, INC
MAD982755639 SAFETY-KLEEN SYSTEMS INC.
MAD000846006 SAFETY-KLEEN SYSTEMS, INC
MAD060095569 SAFETY-KLEEN SYSTEMS, INC
MAD088978143 SAFETY-KLEEN SYSTEMS, INC
MAD096287354 SAFETY-KLEEN SYSTEMS, INC
MAC300006368 SAINT GOBAIN COATING SOLUTIONS
MAD001126234 SAINT-GOBAIN ABRASIVES, INC
MAD075348912 SAINT-GOBAIN CONTAINERS, INC
MAD001128115 SAINT-GOBAIN PERFORMANCE PLASTICS
MAD990886301 SANMINA-SCI CORPORATION
MA5000002923 SAPPHIRE ENGINEERING INC
MAD001116938 SAVAGE ARMS, INC
MAR000010884 SCHERING CORPORATION
MAD980730857
MAD000846501
MAD066586884
MAR000504837
MAD981072341
MAD981069008
MAR000008854
MAD980578975
MAR000501478
MAD001030311
MAD001114206
MAD981069859
MAD001114818
MAD001023449
MAD000639054
MAD002080059
MAR000505172
MAD080036163
MAD000844977
MAD048662944
MAD001038256
MAD001125681
MAD056004500
MAD001415389
MAD000637413
MA5000000653
MAD985277656

National Biennial RCRA Hazardous Waste Report: Based on 2005 Data

MASSACHUSETTS

REPORTED RCRA SITES

EPA ID	Site Name	Location City	RCRA Tons Generated	RCRA Tons Managed
MAD000637249	SUNOCO #0022-8927	CHELMSFORD	3	0
MA5000000232	SUNOCO #0374-5551	LUDLOW	3	0
MAD982547051	SUNOCO 0005-2431	WEYMOUTH	2	0
MAD985286855	SUNOCO 0005-2696	MARSHFIELD	2	0
MAD985286889	SUNOCO 0005-3736	LYNN	1	0
MAD000636613	SUNOCO 0006-1119	NEW BEDFORD	2	0
MAD000638163	SUNOCO SERVICE STA	ACTON	3	0
MAD981062284	SUPERCON INC	SHREWSBURY	194	0
MAD001041383	SURFACE COATINGS INC	WILMINGTON	122	0
MAD046616033	TAUNTON MUNICIPAL LIGHTING PLANT	TAUNTON	4	0
MAD041710609	TECH-ETCH, INC	PLYMOUTH	24,164	23,955
MAR000006866	TECOMET, A SUBIDARY OF VIASYS HEALTHCARE	WOBURN	48	0
MAC300003183	TEI BIOSCIENCES INC	BOSTON	15	0
MAD000211458	TEKNOR APEX	ATTLEBORO	19	0
MAC300000833	TENNESSEE GAS PIPELINE MLDRIP 261 1	EAST LONGMEADOW	5	0
MAD060111705	TEWKSBURY FACILITY	TEWKSBURY	2	0
MAD007325814	TEXAS INSTRUMENTS INC	ATTLEBORO	595	0
MAD001863943	TEXTRON SYSTEMS	WILMINGTON	9	0
MAR000009902	THERMAL CIRCUITS	SALEM	652	0
MAC300005816	THE TILLOTSON COMPLEX	FALL RIVER	9	0
MAD980525505	TITAN PCB EAST, INC	AMESBURY	36	0
MAD000133496	TITFLEX CORPORATION	SPRINGFIELD	156	0
MAD001113331	TOP FLITE GOLF CO	CHICOPEE	115	7
MAR000500124	TORAY MEMBRANE AMERICA	WATERTOWN	9	0
MAR000509000	TOWN OF MARSTONS MILLS TRANSFER STATION	MARSTONS MILLS	0	0
MAR000005942	TOXIKON CORPORATION	BEDFORD	44	0
MAD985270099	TRIGEN-BOSTON ENERGY CORP	BOSTON	12	0
MAD000829994	TUBED PRODUCTS LLC	EASTHAMPTON	70	0
MAD099198178	TUFTS UNIVERSITY HEALTH SCIENCES CENTER	BOSTON	13	0
MAD053464525	TURBINE COMPONENT SERVICES	PEABODY	1,312	1,301
MAD001197763	TYCO ELECTRONICS	NORTH ATTLEBORO	7	0
MAD981074651	TYCOELECTRONICS CORPORATION	NORWOOD	57	0
MA5000003921	TYMPANIUM CORP	MALDEN	15	0
MAR000010033	U S TSUBAKI	CHICOPEE	16	0
MAD075340232	UMASS MEMORIAL MEDICAL CENTER- MEMORIAL	WORCESTER	17	0
MAC300004538	UMASS MEMORIAL MEDICAL CENTER-PATHOLOGY	WORCESTER	3	0
MA0690330758	UNITED STATES COAST GUARD INDUSTRIAL SUP	WEYMOUTH	35	0
MAD001764794	UNIVAR USA INC	SALEM	24	0
MAD982710618	UNIVERSITY OF MASS BIOLOGICAL LAB	JAMAICA PLAIN	11	0
MAD000844670	UNIVERSITY OF MASSACHUSETTS AMHERST	AMHERST	51	0
MAD991302365	UNIVERSITY OF MASSACHUSETTS BOSTON	BOSTON	5	0
MA3960083332	US ARMY CORPS OF ENGINEERS	BUZZARDS BAY	63	0
MA1210020631	US ARMY SOLIDER SYSTEMS CENTER	NATICK	18	0
MA2690307879	US COAST GUARD ISC BOSTON	BOSTON	1	0
MA8570024424	US DEPT OF THE AIR FORCE-66 SPTG/CEV	HANSCOM AFB	8	0
MAD980731269	V H BLACKINTON & CO, INC	NORTH ATTLEBORO	18	0
MAD088514591	VA BOSTON HEALTHCARE SYS/JAMAICA PLAIN	JAMAICA PLAIN	6	0
MA7360010246	VA MEDICAL CENTER	WEST ROXBURY	9	0
MAD004993275	VALENTINE PLATING CO. INC.	WEST SPRINGFIELD	9	0
MAD980672216	VALLEY PLATING INC	SPRINGFIELD	7,359	7,287
MAD981067515	VALSPAR COATINGS	NEWBURYPORT	334	0
MAD075362616	VARIAN SEMICONDUCTOR EQUIPMENT ASSOCIATE	GLOUCESTER	17	0
MAD021008206	VENTURE TAPE CORP	ROCKLAND	129	0
MAC300006251	VERIZON MAN HOLE 47/306A	QUINCY	4	0
MAC300006202	VERIZON MANHOLE	WEST SPRINGFIELD	0	0
MAC300006228	VERIZON MANHOLE	ROXBURY	2	0
MAC300006236	VERIZON MANHOLE	FRAMINGHAM	4	0
MAC300006269	VERIZON MANHOLE	ROCKLAND	2	0

National Biennial RCRA Hazardous Waste Report: Based on 2005 Data

MICHIGAN


REPORTED RCRA SITES

EPA ID	Site Name	Location City	RCRA Tons Generated	RCRA Tons Managed
MID980614267	3M COMPANY	DETROIT	251	0
MID001876663	5200 EAST CORK ST INVESTORS LLC	KALAMAZOO	1	0
MIR000039453	A AND K FINISHING INC	KENTWOOD	22	0
MIK473586980	A P SALES CO	BRIGHTON	4	0
MID980792212	AAR CARGO SYSTEMS	LIVONIA	4	0
MID006019251	AAR MOBILITY SYSTEMS	CADILLAC	378	0
MIR000043240	AAR MOBILITY SYSTEMS	CADILLAC	45	0
MIR000103051	ABBOTT LABORATORIES	WYANDOTTE	140	0
MID006026793	ACCESS BUSINESS GROUP LLC	ADA	216	0
MID081612483	ACHESON INDUSTRIES INC	PORT HURON	306	0
MID020884979	ADAC PLASTICS	GRAND RAPIDS	60	0
MIR000046508	ADAC PLASTICS	MUSKEGON	66	0
MID049239171	ADAC PLASTICS PORT CITY PLANT	MUSKEGON	195	0
MID054439096	ADCO PRODUCTS INC	MICHIGAN CENTER	25	0
MID982616666	ADEPT PLASTIC FINISHING INC	WIXOM	21	0
MIK471696963	ADEPT PLASTIC FINISHING INC	WIXOM	76	38
MIR000039552	ADEPT PLASTIC FINISHING INC	WIXOM	52	0
MID072598725	ADVANCE PLATING & FINISHING CO	GRAND RAPIDS	50	0
MID057002602	ADVANCED RESOURCE RECOVERY LLC	INKSTER	4	0
MID005320031	AJAX METAL PROCESSING	DETROIT	774	0
MID083942714	AJAX METAL PROCESSING	WARREN	108	0
MID985569714	AKZO NOBEL COATINGS	TROY	45	0
MID000265207	AKZO NOBEL COATINGS INC	PONTIAC	333	0
MID000647024	AKZO NOBEL COATINGS INC	PONTIAC	88	0
MID985579895	AKZO NOBEL COATINGS INC	PONTIAC	951	0
MIK978481398	AKZO NOBEL COATINGS INC	PONTIAC	369	0
MID981189020	ALBAR INDUSTRIES INC	LAPEER	19	0
MIO000020628	ALBION COLLEGE	ALBION	2	0
MID006016190	ALLEGAN METAL FINISHING CO	ALLEGAN	231	0
MID085890846	ALLIED FINISHING INC	GRAND RAPIDS	337	0
MID985599448	ALLWASTE TANK CLEANING INC	TRENTON	1	0
MID020907572	ALMOND PRODUCTS INC	SPRING LAKE	31	0
MID980703284	ALMOND PRODUCTS INC	MUSKEGON	19	0
MID040583197	ALPHA METAL FINISHING CO	DEXTER	14	0
MIK678473448	AMERESCO WOODLAND MEADOWS ROMULUS LLC	CANTON	16	0
MIK251233946	AMERICAN AUTOCOAT INC	HUDSONVILLE	99	0
MID086744802	AMERICAN AXLE AND MFG INC	DETROIT	5	0
MID049266521	AMERICAN JETWAY CORPORATION	WAYNE	136	0
MID050598390	AMERICAN WASTE OIL CORPORATION	BELLEVILLE	0	0
MID006017966	ANCHOR LAMINA AMERICA INC	BELLAIRE	452	0
MID002931228	ANDERSON DEVELOPMENT CO	ADRIAN	1,396	0
MIR000017848	ANDERSON DEVELOPMENT CO	ADRIAN	195	0
MID085887503	ANR PIPELINE COMPANY	BIG RAPIDS	0	0
MID052035425	APOLLO PLATING INC	ROSEVILLE	364	0
MIR000045104	APOLLO PLATING INC	TAYLOR	152	0
MID005363114	ARKEMA INC	RIVERVIEW	2,575	0
MID000718726	ARKONA ROAD LANDFILL	MILAN	1,710	0
MID044973642	ARMORCLAD INC	FARMINGTON HILLS	2	0
MID005356787	ARVIN MERITOR OE LLC	DETROIT	1	0
MIR000039636	ASAHI KASEI PLASTICS NORTH AMERICA INC	FOWLerville	20	0
MIO000934299	ASC INC	BROWNSTOWN TOWNSHIP	63	0
MID075672592	ASC INC	LIVONIA	10	0
MID985597368	ASH STEVENS INC	RIVERVIEW	88	0
MID047173653	ASHLAND INC	LANSING	0	0
MID980683726	ASHLAND INC	LANSING	39	0
MIR000101212	ASP PLATING COMPANY	GRAND HAVEN	40	0
MID093824415	ATMOSPHERE ANNEALING INC	LANSING	16	0
MID985661842	ATSALIS BROTHERS PAINTING CO	CLINTON TOWNSHIP	4	0

National Biennial RCRA Hazardous Waste Report: Based on 2005 Data

EPA ID

MID021834262 AUTO ANODICS INC
MID981953912 AUTOALLIANCE INTERNA8
MID985657030 MID04747.24 | S23.44 46.32 ED00ANODICS INC
MID000721720
MID005057005
MID005379847
MID005379854
MID009305665
MID091955476
MIK629287293
MID981101264
MID985567841
MID985583970
MID005343801
MIK125631341
MIK838916344
MIR000036228
MID000721670
MID001868538
MID007138746
MID064197742
MID980272561
MID981194269
MID084576255
MID980896518
MIR000102236
MIR000047795
MID080358351
MI0000372920
MID985619055
MID097804025
MID005397757
MID081213027
MID006411953
MID001649847
MID072571409
MID060198249
MID000809517
MID005035910
MIR000029595
MID005480900
MID006407175
MID005067780
MID021089594
MID005384680
MID006004451
MID005339460
MIR000007914
MID985566496
MIK745379438
MID044254423
MID985606508
MIR000030494
MIK157288754
MID080508914
MID065869810
MID982065906
MID985600857



National Biennial RCRA Hazardous Waste Report: Based on 2005 Data

EPA ID

MID005360680 CYTEC INDUSTRIES INC
MID005329602 D A STUART COMPANY
MID980701189 D-M-E COMPANY
MID005357942 DAIMLERCHRYSLER CORP
MID005358007 DAIMLERCHRYSLER CORP
MID005358064 DAIMLERCHRYSLER CORP
MID980896690 DAIMLERCHRYSLER CORP
MID985569987 DAIMLERCHRYSLER CORP
MID985572890 DAIMLERCHRYSLER CORP
MID000718791 DAIMLERCHRYSLER CORPORATION
MID985614064 DANA CONTAINER INC
MID005515614 DANA CORPORATION
MID043682327 DANA CORPORATION
MID980499735 DANA CORPORATION
MID985569128 DAPCO INDUSTRIES
MID981787195 DART CONTAINER CORPORATION OF MICHIGAN
MID074303082 DAY INTERNATIONAL INC
MIR000011387 DECC CO INC
MID985567130 DECO PLATE MFG CO
MID005356647
MID005356845
MID017079625
MID084571256
MID980568570
MID980568620
MID980568745
MID000721738
MID005356878
MID005380134
MID038624508
MID020906764
MID091605972
MID005354824
MID005356803
MID000721571
MID000722157
MID000809897
MID087056685
MID092175074
MID985600329
MID985601285
MIK241165273
MIK538231861
MIK631775368
MIK822124244
MIK381177856
MID005373774
MIK991631383
MIK171841737
MID005344973
MIR000021444
MI0000901710
MID056998339
MID981092190
MID982633117
MIR000009084
MID000724724
MID005380258

National Biennial RCRA Hazardous Waste Report: Based on 2005 Data

MICHIGAN

REPORTED RCRA SITES

EPA ID	Site Name	Location City	RCRA Tons Generated	RCRA Tons Managed
MID006016919	THE DOW CHEMICAL COMPANY	LUDINGTON	5	0
MID068091693	THE DOW CHEMICAL COMPANY	HILLSDALE	187	0
MID980617435	THE DOW CHEMICAL COMPANY	MIDLAND	0	0
MID000809632	DOW CORNING	MIDLAND	15,469	0
MID005353487	DOW CORNING CORPORATION	AUBURN	45	0
MID049262702	DOW CORNING CORPORATION	HEMLOCK	194	0
MID981953953	DOW CORNING CORPORATION	AUBURN	343	0
MID092947928	DRUG AND LABORATORY DISPOSAL INC	PLAINWELL	37	0
MID017422304	DSC LTD	TRENTON	0	0
MID080361454	DSM PHARMA CHEMICALS NORTH AMERICA INC	SOUTH HAVEN	5,240	0
MID125271015	DTE ENERGY/MICHCON	MILFORD	97	0
MID985614957	DTE ENERGY/MICHCON	GRAND RAPIDS	3	0
MID099124349	DU PONT E I DE NEMOURS & CO	TROY	352	0
MID985650969	DUNCAN AVIATION	BATTLE CREEK	66	0
MID005358825	DUPONT PERFORMANCE COATINGS	MOUNT CLEMENS	2,991	0
MIT270019698	DYNA PLATE INC	GRAND RAPIDS	218	0
MIR000018556	DYNAMIC FINISHING	MUSKEGON	34	0
MID074259565	DYNECOL INC	DETROIT	9,677	20,400
MIR000041731	EAGLE PICHER AUTOMOTIVE INC	MOUNT PLEASANT	8	0
MID006020309	EAST JORDAN IRON WORKS INC	EAST JORDAN	1	0
MID985645456	EATON - AEROQUIP INC	JACKSON	56	0
MID005356498	EATON AEROQUIP	JACKSON	4	0
MID044256089	EATON CORPORATION	ANN ARBOR	19	0
MID000809665	EDWARD C LEVY CO	ECORSE	0	0
MID094549425	EDWARD C LEVY CO	DETROIT	0	0
MID088754668	EDWARDS OIL SERVICES INC	DETROIT	0	0
MID099651572	EFTEC NORTH AMERICA LLC	TAYLOR	82	0
MIK659932313	EFTEC NORTH AMERICA LLC	TAYLOR	0	0
MID005512066	EI DUPONT FLINT SITE	FLINT	0	0
MID980990113	ELECTRO CHEMICAL FINISHING CO	WYOMING	105	0
MID085889459	ELECTRO CHEMICAL FINISHING COMPANY	WYOMING	16	0
MID042444687	ELECTRO PLATING SERVICE INC	MADISON HEIGHTS	5	0
MID072782857	ELECTRO PLATING SERVICE INC	DETROIT	3	0
MID985583459	ELECTROPLATING INDUSTRIES INC	CLINTON TOWNSHIP	38	0
MIK377628664	ELITE CLEANROOM SERVICES LLC	LAPEER	16	0
MID005320197	EMERALD STEEL PROCESSING	MADISON HEIGHTS	72	0
MIK767476716	ENGINEERED POLYMER SOLUTIONS	BYRON CENTER	1	0
MID982650780	ENGINEERED POLYMER SOLUTIONS INC	FREMONT	90	0
MID006410708	ENVIRONMENTAL COATINGS INC	CALEDONIA	60	0
MIK468293311	ENVIRONMENTAL CORP REMEDIATION CO INC	YPSILANTI	102	0
MIR000016055	ENVIRONMENTAL DISPOSAL SYSTEMS INC	ROMULUS	0	0
MID980991566	EQ DETROIT INC	DETROIT	799	66,262
MID060975844	EQ RESOURCE RECOVERY INC	ROMULUS	2,591	17,160
MID980568547	EQ RESOURCE RECOVERY INC	DETROIT	32	0
MID092045665	EQUILON ENTERPRISES LLC	NILES	1	0
MID005043708	ERVIN AMASTEEL INC	ADRIAN	1,260	0
MIR000047498	ESC ADHESIVES INC	MARYSVILLE	71	0
MID006545511	ESCO CO LIMITED PARTNERSHIP	MUSKEGON	2,895	0
MID980701478	ETM ENTERPRISES INC	GRAND LEDGE	8	0
MID982637175	EXCEL ELECTROCIRCUITS INC	ORION	154	0
MID096958533	EXHIBIT WORKS INC	LIVONIA	10	0
MID005381439	EXTRUDED METALS INC	BELDING	9	0
MID000724898	EXXONMOBIL OIL CORPORATION	NILES	0	0
MID055663314	EXXONMOBIL OIL CORPORATION	FLINT	7	0
MIR000039974	EXXONMOBIL OIL CORPORATION	WOODHAVEN	1	0
MIR000020511	FAB LITE INC	MANISTEE	24	0
MID086147980	FABRICON PRODUCTS INC	RIVER ROUGE	24	0
MID042327411	FASTENER COATINGS INC	THREE RIVERS	11	0

National Biennial RCRA Hazardous Waste Report: Based on 2005 Data

EPA ID

MID000809749
MID005358783
MID006021414
MID005320536
MIK422855379
MID005327580
MIR000014779
MID005354493
MID076380658
MIR000102129
MID000809228
MID000809756
MID000809764
MID003940509
MID005379706
MID005379714
MID005379813
MID005379888
MID044255420
MID078400165
MID088756069
MID980568711
MID985579861
MIT270010085
MID085031599
MID079275160
MID985567015
MID005338801
MID005341813
MID050616622
MIT270013113
MID000718544
MID000718874
MID000809905
MID003906773
MID003912920
MID005356621
MID005356688
MID005356696
MID005356712
MID005356811
MID005356860
MID005356886
MID005356894
MID005356902
MID005356928
MID005356951
MID006020408
MID041793340
MID050615996
MID082220757
MID980568836
MID980587893
MID980700827
MID980795488
MIR000100313
MIR000103333
MID005356795

MID047189568
MID981529290
MIR000016394
MIR000045351
MIK255934515
MID980700843
MID085470102
MID005356910
MID980506265
MIR000012104
MID000256321
MID079300075
MID082771700
MID092946516
MID005513262
MID006131890
MIK789765146
MID097809909
MID048784896
MID985566785
MID985654235
MID065850620
MID985584762
MID006025324
MID072595457
MID98562265Tj0.00 -10.08 1<M6I720312980700843

M2980700843
3(M981529290) Tj0.00 -10.12 TD(719047189568) Tj0.00 -10.08 TD(M260047189568) Tj0.00 -10.08 TD7573189765146M000012104
M(00256321) Tj0.00 -10.08 TTD(005513262) Tj0.00 -10.08 T2034561006025324
M8097809909
MM2980700843

49R000045351
864000045351

M4D006025324

National Biennial RCRA Hazardous Waste Report: Based on 2005 Data

MICHIGAN

REPORTED RCRA SITES

EPA ID	Site Name	Location City	RCRA Tons Generated	RCRA Tons Managed
MID981099435	J AND M PLATING CO	ALBION	235	0
MID005344544	J D PLATING COMPANY INC	MADISON HEIGHTS	3	0
MIK581891363	J LEVIN SONS CO/RISSMAN INVESTMENT CO	LIVONIA	25	0
MIR000030023	JETRION LLC	WESTLAND	22	0
MID020842027	JOHN HENRY COMPANY	LANSING	30	0
MID099124299	JOHNSON CONTROLS INC	FOWLERVILLE	0	0
MI0001014828	JOHNSON CONTROLS INTERIORS LLC	HOLLAND	118	0
MID985586551	JOHNSON CONTROLS INTERIORS LLC	HOLLAND	7	0
MID006021679	JOHNSON TECHNOLOGY INC	MUSKEGON	513	0
MIR000031617	JOHNSON TECHNOLOGY INC	NORTON SHORES	23	0
MID005354766	JPS AUTOMOTIVE INC	EVART	206	0
MID005511852	K C JONES PLATING CO	HAZEL PARK	298	0
MID101645174	KALAMAZOO METAL FINISHERS INC	KALAMAZOO	84	0
MID173674698	KALAMAZOO STRIPPING AND DERUST	PORTAGE	94	0
MIK415752310	KALITTA AIR LLC	OSCODA	11	0
MID981002926	KAUMAGRAPH FLINT CORP	MILLINGTON	13	0
MID982205395	KAY AUTOMOTIVE GRAPHICS	LAKE ORION	24	0
MID006015598	KEELER BRASS CO	GRAND RAPIDS	59	0
MIK514243427	KENNEDY ACQUISITION	GRAND RAPIDS	8	0
MIR000003152	KENWAL STEEL CORPORATION	DEARBORN	4	0
MIK746747971	KEPCO INC	VICKSBURG	24	0
MID061872917	KERR CORPORATION	ROMULUS	51	0
MID985575851	KEY PLASTICS LLC	HOWELL	29	0
MID048228571	KEYSTONE AUTOMOTIVE IND	GRAND RAPIDS	81	0
MID006017404	KEYSTONE AUTOMOTIVE INDUSTRIES INC	SARANAC	13	0
MID005038609	KLEIN TOOLS INC	JONESVILLE	6	0
MID006024699	KNAPE AND VOGT MFG CO	GRAND RAPIDS	423	0
MID005397021	KOREX CORPORATION	WIXOM	0	0
MID985569318	KOYO CORP	BATTLE CREEK	12	0
MIR000044776	KREHER WIRE PROCESSING INC	ROMULUS	54	0
MID006025217	KURDZIEL IRON OF ROTHBURY INC	ROTHBURY	1	0
MID134494616	L PERRIGO COMPANY	ALLEGAN	46	0
MIR000015313	L3 COMMUNICATIONS	MUSKEGON	34	0
MID005042841	LA-Z-BOY INCORPORATED	MONROE	4	0
MID006014666	LACKS INDUSTRIES INC	GRAND RAPIDS	0	0
MID080359433	LACKS INDUSTRIES INC	SARANAC	0	0
MID981090509	LACKS INDUSTRIES INC	KENTWOOD	3,084	0
MID985568286	LACKS INDUSTRIES INC	KENTWOOD	466	0
MIK693256695	LACKS INDUSTRIES INC	KENTWOOD	324	0
MID980998538	LACKS WHEEL TRIM SYSTEMS INC	KENTWOOD	1	0
MID005379607	LAFARGE MIDWEST INC	ALPENA	1	0
MID981194780	LANZEN FABRICATING NORTH INC	MANCELONA	117	0
MID050615921	LAPEER METAL PRODUCTS	LAPEER	0	0
MIK581736493	LAWRENCE INDUSTRIES INC	KALAMAZOO	25	0
MID098011992	LE PETOMANE VII CUSTODIAL TRUST	DETROIT	92	0
MIT270010325	LECO CORPORATION	SAINT JOSEPH	37	0
MID118730472	LEXAMAR CORP	BOYNE CITY	109	0
MID061865754	LIBRA INDUSTRIES INC OF MICHIGAN	JACKSON	70	0
MID982644957	LINEAR MOTION LLC	SAGINAW	77	0
MID005378112	LOBDELL EMERY CORPORATION DBA OXFORD AUT	ALMA	0	0
MID033674730	LOCKHART CHEMICAL CO	FLINT	216	0
MID004912861	LSI/KALA LLC	KALAMAZOO	32	0
MIR000101634	LUMIGEN INC	SOUTHFIELD	36	0
MID980682926	LYMTAL INTERNATIONAL INC	LAKE ORION	5	0
MID985605211	LYONS INDUSTRIES INC	DOWAGIAC	2	0
MID070299268	M N P CORPORATION	UTICA	289	0
MID081601122	MAC DERMID INC	NEW HUDSON	51	0
MID005338371	MACDERMID INC	FERNDALE	40	0

National Biennial RCRA Hazardous Waste Report: Based on 2005 Data

MICHIGAN

REPORTED RCRA SITES

EPA ID	Site Name	Location City	RCRA Tons Generated	RCRA Tons Managed
MID000724831	MICHIGAN DISPOSAL WASTE TREATMENT PLANT	BELLEVILLE	0	186,217
MID985642594	MICHIGAN METAL COATINGS	ROCHESTER HILLS	25	0
MID005358130	MICHIGAN REUTILIZATION LLC	ALMA	693	0
MID082767591	MICHIGAN SEAMLESS TUBE LLC	SOUTH LYON	0	0
MID053343976	MICHIGAN STATE UNIVERSITY	EAST LANSING	62	7
MID985569516	MICHIGAN STATE UNIVERSITY	EAST LANSING	141	8
MID005499116	MICHNER PLATING CO	JACKSON	84	0
MID981089220	MICHNER PLATING CO	JACKSON	66	0
MID054686100	MICROPHOTO INC	DETROIT	27	0
MIK999556616	MICROPHOTO INC	ROSEVILLE	57	0
MID005109517	MIDWEST INDUSTRIAL LAUNDRY SVCS INC	SAINT JOSEPH	18	0
MID006020457	MIDWEST PLATING CO INC	GRAND RAPIDS	67	0
MID000724864	MILLER PRODUCTS INC	GRAND RAPIDS	141	0
MID004921318	MINOWITZ MFG CO INC	ROSEVILLE	3	0
MID008901373	MITTAL STEEL WALKER WIRE INC	FERNDALE	160	0
MID005503263	MODERN HARD CHROME SERVICE CO	WARREN	187	0
MIR000019901	MODULAR & PLASTIC PRODUCTS INC	NILES	10	0
MIK921759528	MOLD-TECH MICHIGAN	FRASER	52	0
MID061853248	MONROE BANK & TRUST	TEMPERANCE	329	0
MID000809780	MORGAN OLSON CORPORATION	STURGIS	57	0
MID048989891	MPI RESEARCH	MATTAWAN	10	0
MIR000005975	MPW INDUSTRIAL SVCS INC	CHESTERFIELD	1,124	0
MID005357504	MUELLER BRASS CO	PORT HURON	463	0
MID047173679	NACHI MACHINING TECHNOLOGY COMPANY	MACOMB	35	0
MID108419631	NATIONAL GALVANIZING LP	MONROE	55	0
MIT270010549	NATIONAL STANDARD COMPANY	NILES	1,540	0
MID005069257	NATIONAL STANDARD NILES CITY COMPLEX	NILES	0	0
MID005167242	NCP COATINGS INC	NILES	71	0
MID095405833	ND IND MIDWESTERN FASTENER PROCESSING DV	CLAWSON	13	0
MIT270010341	NELSON PAINT COMPANY	KINGSFORD	9	0
MID982616658	NERO PLASTICS INC	OWOSSO	6	0
MID097239669	NEW TECHNOLOGY STEEL LLC	ERIE	0	0
MID049003841	NILES INDUSTRIAL LLC	FLINT	54	0
MID005323142	NORBROOK PLATING INC	WARREN	34	0
MID065453169	NORTHERN COATINGS AND CHEMICAL CO	MENOMINEE	43	0
MID980993869	NORTHWEST AIRLINES	ROMULUS	58	0
MID005319231	OAKITE PRODUCTS INC	ROMULUS	555	0
MID028359792	OAKLAND COMMUNITY COLLEGE	AUBURN HILLS	9	0
MID078410842	OAKWOOD HOSPITAL & MEDICAL CENTER	DEARBORN	8	0
MID006014906	OCCIDENTAL CHEMICAL CORP	MONTAGUE	327	0
MI0000815787	OHARA CHRYLSER DODGE JEEP INC	CLINTON	1	0
MID982602849	OLDENBURG GROUP INCORPORATED	IRON RIVER	14	0
MID985651132	OLEARY PAINT CO	LANSING	8	0
MID006016422	OWENS BROCKWAY GLASS CONTAINER INC	CHARLOTTE	51	0
MID005356969	OWENS CORNING	LINCOLN PARK	0	0
MID006544399	OWOSSO GRAPHIC ARTS	OWOSSO	46	0
MID084305903	PANHANDLE EASTERN PIPELINE CO	HOWELL	1	0
MID985664515	PARAGON TECHNOLOGIES INC	WARREN	10	0
MID005380126	PARKEDALE PHARMACEUTICALS INC	ROCHESTER	30	0
MID005515853	PARKER HANNIFIN CORPORATION	KALAMAZOO	111	0
MID981000060	PATRIOT SENSORS & CONTROLS CORPORATION	PECK	71	0
MID006015382	PAULSTRA CRC CORPORATION	GRAND RAPIDS	33	0
MID005460902	PAW PAW PLATING INC	PAW PAW	21	0
MID059899864	PEAKER SERVICES INC	BRIGHTON	11	0
MID981195696	PENINSULAR PLATING CO	GRAND RAPIDS	451	0
MID041413154	PEPIN IRECO INC	ISHPEMING	0	0
MID096963194	PERMA FIX OF MICHIGAN INC	BROWNSTOWN TOWNSHIP	218	0
MID980615298	PETRO CHEM PROCESSING GROUP OF NORTRU IN	DETROIT	33,135	32,278









National Biennial RCRA Hazardous Waste Report: Based on 2005 Data

EPA ID	Site Name	Location City	
MND980704399	VIKING DRILL & TOOL, INC.	ST. PAUL	0
MNR000025700	VISION-EASE LENS	RAMSEY	0
MND006147052	WALDORF CORPORATION (DBA ROCK-TENN CO.)	ST. PAUL	0
MND062840574	WANNER ENGINEERING, INC	MINNEAPOLIS	0
MND006177521	WINONA PRINTING COMPANY	WINONA	0
MND006251839	WOLKERSTORFER CO., INC.	NEW BRIGHTON	0
MND000826206	XCEL ENERGY CHESTNUT HAZARDOUS WASTE STO	MINNEAPLIS	

National Biennial RCRA Hazardous Waste Report: Based on 2005 Data

MISSISSIPPI

REPORTED RCRA SITES

EPA ID	Site Name	Location City	RCRA Tons Generated	RCRA Tons Managed
MSD008181562	JACKSON PLATING COMPANY	JACKSON	18	0
MSR000005181	JARDEN CONSUMER SOLUTIONS	WAYNESBORO	5	0
MS2800090001	JOHN C. STENNIS SPACE CENTER	STENNIS SPACE CENTER	12	0
MSR000100974	JOHNSON & JOHNSON OLIVE BRANCH	OLIVE BRANCH	19	0
MSD985970300	JOHNSTON TOMBIGBEE FURNITURE CO, PLT 2	COLUMBUS	19	0
MSD097904932	KAWNEER COMPANY, INC.	HERNANDO	66	0
MS2570024164	KEESLER AFB, 81ST CES/CEV	KEESLER AFB	29	0
MSR000100016	KEYSTONE RUSTPROOFING, INC.	COLUMBUS	46	0
MSD985969336	KOCH FOODS PROCESSING PLANT	MORTON	22	0
MSD007027543	KOPPERS INC.	TIE PLANT	248	0
MSD981002975	LELAND MANUFACTURING LLC	LELAND	5	0
MSD980799480	LUCITE INTERNATIONAL, INC.	OLIVE BRANCH	234	0
MSD081338832	MASTER BILT PRODUCTS	NEW ALBANY	9	0
MSD077909133	MISSISSIPPI PHOSPHATES CORP	PASCAGOULA	1	0
MSD096076781	MISSISSIPPI POLYMERS, INC	CORINTH	23	0
MSD980600092	MISSISSIPPI STATE UNIVERSITY	MISSISSIPPI STATE	21	0
MSD008186587	MORTON INTERNATIONAL INC.,	MOSS POINT	390	0
MSR000100909	MPIC STARTER MOTOR SERVICE SHOP	FAYETTE	97	0
MSR000002873	NAUTIC STAR LLC	AMORY	34	0
MS1971590012	NAVAL AIR STATION MERIDIAN	NAS MERIDIAN	8	0
MS2170022626	NAVAL CONSTRUCTION BATTALION CENTER	GULFPORT	12	0
MS3170024639	NAVAL STATION PASCAGOULA	PASCAGOULA	2	0
MSR000101014	NISSAN NORTH AMERICA, INC.	CANTON	687	0
MSD052062353	NORTHROP GRUMMAN SHIP SYSTEMS, GULFPORT	GULFPORT	13	0
MS0170024640	NORTHROP GRUMMAN SHIP SYSTEMS, INC.	NAVY HOMEPORT	0	0
MSD050648757	NORTHROP GRUMMAN SHIP SYSTEMS, INC.	PASCAGOULA	1,294	0
MSD098590615	NORTHROP GRUMMAN SHIP SYSTEMS, INC.	PASCAGOULA	31	0
MSD008158685	NUCOR STEEL JACKSON, INC.	FLOWOOD	6,222	0
MSD982771826	ODOM INDUSTRIES INC	WAYNESBORO	0	0
MSR000005025	ODOM INDUSTRIES INC	PACHUTA	54	0
MSD053796736	OLIN CORP WINCHESTER DIVISION	LAFAYETTE	24	0
MSD004001244	OMNOVA SOLUTIONS INC.	COLUMBUS	76	0
MSD008156283	ORLEANS FURNITURE INC	COLUMBIA	3	0
MSR000000026	PIPER METAL FORMING CORPORATION	NEW ALBANY	477	0
MSD987112872	PLYMOUTH TUBE COMPANY	EUPORA	184	24
MSR000005033	POLYCHEMIE, INC.	BAY SAINT LOUIS	69	0
MS0000043307	PRECOAT METALS	JACKSON	255	0
MSD008151730	PROCESS ENGINEERING COMPANY, INC.	JACKSON	13	0
MSD007026875	QUALITY STEEL CORPORATION	CLEVELAND	17	0
MSD081341729	QUEBECOR WORLD KRI, INC.	CORINTH	195	0
MSD120438171	RAYTHEON COMPANY	FOREST	22	0
MSR000101071	REMAN INC DECATUR PLANT	DECATUR	188	0
MSD982114712	REMAN INC POLKVILLE PLANT	MORTON	178	0
MSD985979996	REMY REMAN LLC RALEIGH	RALEIGH	20	0
MSR000003376	REMY REMAN LLC TAYLORSVILLE	TAYLORSVILLE	5	0
MSD981931090	REXAM BEVERAGE CAN COMPANY	OLIVE BRANCH	4	0
MSD981924061	RICHARDSON MOLDING INCORPORATED	PHILADELPHIA	79	0
MSD000776765	SAFETY-KLEEN SYSTEMS, INC.	JACKSON	63	0
MSD050985191	SANDERSON PLUMBING PRODUCTS, INC.	COLUMBUS	8	0
MSR000001800	SHERWIN WILLIAMS	SOUTHAVEN	6	0
MS0000348961	SHERWIN WILLIAMS #7353	RICHLAND	8	0
MSD000287417	SHERWIN-WILLIAMS, OLIVE BRANCH	OLIVE BRANCH	123	0
MSR000004374	SIGNAL INTERNATIONAL LLC	PASCAGOULA	22	0
MSR000100719	SOLVAY ADVANCED POLYMERS, LLC	BAY ST. LOUIS	39	0
MSD981931215	SOUTHERN FASTENERS CO	GREENVILLE	454	438
MSD980557318	SOUTHERN NATURAL GAS COMPANY	NEWHEBRON	22	0
MSD985968452	T & L SPECIALITY CO INC	TUPELO	15	0
MSD003398294	TAYLOR MACHINE WORKS, INC.	LOUISVILLE	34	0

National Biennial RCRA Hazardous Waste Report: Based on 2005 Data

MISSISSIPPI

REPORTED RCRA SITES

EPA ID	Site Name	Location City	RCRA Tons Generated	RCRA Tons Managed
MSD083744029	TENNESSEE GAS PIPELINE	COLUMBUS	5	0
MSD008161432	TERRA MISSISSIPPI NITROGEN, INC.	YAZOO CITY	5	0
MSD980516488	TETLP KOSCIUSKO	KOSCIUSKO	23	0
MSD980516363	TETLP UNION CHURCH	UNION CHURCH	25	0
MSD980514442	TETLP-EGYPT	ABERDEEN	23	0
MSR000101923	TETLP-M&R 73251 ATTALA GENERATING	MC ADAMS	10	0
MSD130452501	THOMAS & BETTS CORPORATION	SOUTHAVEN	194	0
MSR000101931	TIFFIN MOTORHOMES INC BELMONT OPER	BELMONT	19	0
MSD054176052	TRINITY YACHTS LLC	GULFPORT	0	0
MSR000100644	TRITON ALUMINUM BOATS LLC	PRAIRIE	16	0
MSD054531215	TRUE TEMPER SPORTS, INC	AMORY	267	0
MSD981865470	THE UNIVERSITY OF MISSISSIPPI	UNIVERSITY	21	0
MSR000101295	US TVA REGENESYS PROJECT	COLUMBUS	0	0
MS2210819098	USACE VICKSBURG DISTRICT SUPPLY BASE MSU	VICKSBURG	2	0
MSD981749401	USPFO-MS	CAMP SHELBY	35	0
MSD008184657	VALSPAR REFINISH,INC.	PICAYUNE	364	0
MSD982770547	VALVOLINE CO., A DIVISION OF ASHLAND INC	HERNANDO	36	0
MSD008208696	VT HALTER MARINE HMP OPERATIONS	MOSS POINT	6	0
MSD037971801	VT HALTER MARINE MPM OPERATIONS	ESCATAWPA	7	0
MSR000003004	VT HALTER MARINE-PASCAGOULA OPER	PASCAGOULA	18	0
MSR000005090	WATER WAY INC.	IUKA	21	0

MOD085002319
MOD000677773
MOD007148265
MOD065745739
MOD006263925
MOD006311146
MOD119048247
MOD007143266
MOD001829852
MOD980854327
MOD085902021
MOD046745824
MOD029719200
MOD985773712
MOD046740148
MOD046740205
MOD007155781
MOD981715824
MOD006292296
MOD004974556

National Biennial RCRA Hazardous Waste Report: Based on 2005 Data

EPA ID	Site Name	Location City	
MOD000668954	KTTR SERVICES INC	PLEASANT VALLEY	0
MOD985801380	LAIRD TECHNOLOGIES	EARTH CITY	0
MO4213820489	LAKE CITY ARMY AMMUNITION PLANT	INDEPENDENCE	382
MOD000829739	LEGGETT & PLATT WIRE MILL BRANCH 0400	CARTHAGE	0
MOD981712425	LHB INDUSTRIES	BERKELEY	EN.ET -10.0
MOD007152903	LITTON SYSTEMS INC	SPRINGFIELD	
MOD981127319	LONE STAR INDUSTRIES INC	CAPE GIRARDEAU	
MOD055886816	LOWE BOATS	LEBANON	
MOD007174485	LOZIER CORP	JOPLIN	
MOP000514687	MAIN AVE GAS TURBINE	SPRINGFIELD	
MOD006265722	MALLINCKRODT INC	HAZELWOOD	
MOD096726484	MALLINCKRODT INC	ST LOUIS	
MOD083028696	MARCHEM CORP	MARYLAND HEIGHTS	
MOP000512319	MARSHALL SE WASTEWATER TREATMENT PLANT	MARSHALL	
MOD985770536	MASTERCHEM INDUSTRIES INC	IMPERIAL	
MOR000513424	MCDONNELL DOUGLAS CORP - AVCHEM	BERKELEY	
MOD000818963	MCDONNELL DOUGLAS CORP - BLDG 14	HAZELWOOD	
MOD980968457	MCDONNELL DOUGLAS CORP - BLDG 245-248	BERKELEY	
MOR000521021	MCDONNELL DOUGLAS CORP - TRACT I SOUTH	HAZELWOOD	
MOD000818906	MCDONNELL DOUGLAS CORP - TRACT II	BERKELEY	
MOD075888487	MCDONNELL DOUGLAS CORP - TRACT V	ST CHARLES	
MOD001700673	MEMC ELECTRONIC MATERIALS INC	OFALLON	
MOD050232990	MERAMEC GROUP INC	SULLIVAN	
MO0000925800	MFA OIL CO-CALIFORNIA DISTR CENTER	CALIFORNIA	
MOD007158793	MID AMERICA PRECISION PRODUCTS LLC	JOPLIN	
MOD006278790	MID-STATES PAINT & CHEMICAL CO	ST LOUIS	
MOD007146673	MIDLAND LITHOGRAPHING CO INC	NORTH KANSAS CITY	
MO0000933820	MIDWEST PLATING CO INC	ST LOUIS	
MOR000509166	MISSOURI A C S F	EUREKA	
MOR000000158	MISSOURI ARMY NATIONAL GUARD	JEFFERSON CITY	
MOD007139975	MISSOURI PLATING CO	KANSAS CITY	
MOD000610816	MODINE MFG CO	JEFFERSON CITY	
MOD006266803	MONSANTO CO	ST LOUIS	
MOR000507574	MONSANTO CO	CHESTERFIELD	
MOP000503599	NATIONAL CART CO INC	ST CHARLES	
MOD043501956	NEFF POWER INC	ST LOUIS	
MOD093750966	NORANDA ALUMINUM INC	NEW MADRID	
MOD985793058	NORDENIA USA INC	JACKSON	
MOD046737524	NORTH AMERICAN GALVANIZING CO - KC	KANSAS CITY	
MOD006284335	NORTH AMERICAN GALVANIZING CO - ST LOUIS	ST LOUIS	
MOR000501791	NORTHSTAR BATTERY CO LLC	SPRINGFIELD	
MOD985822295	NOVUS INTERNATIONAL INC	ST CHARLES	
MOD045070661	OFALLON CASTING LLC	OFALLON	
MOD042865816	OMNIUM	ST JOSEPH	
MOD006274732	P D GEORGE CO	ST LOUIS	
MOR000000422	PACIFIC EPOXY POLYMERS INC	RICHMOND	
MOD007184195	PACKAGE SERVICE CO LLC	NORTHMOOR	
MOD066858192	PACKAGING CONCEPTS INC	ST LOUIS	
MOR000520163	PACKAGING CONCEPTS INC	ST LOUIS	
MOD030656821	PAULO PRODUCTS CO	KANSAS CITY	
MOR000019802	PECHINEY PLASTIC PACKAGING INC	JOPLIN	
MOD006266506	PERFECT CIRCLE DIV OF DANA CORP	MANCHESTER	
MOD980854913	PERMEA INC	ST LOUIS	
MOD058923269	PFIZER GLOBAL MFG	LEES SUMMIT	
MOD980852677	PHARMACIA CORP	CHESTERFIELD	
MOR000507558	PHARMACIA CORP	CREVE COEUR	
MOR000520833	PLASTIC PACKAGING CONCEPTS	GARDEN CITY	
MOD985769520	PLAZE INC	ST CLAIR	

National Biennial RCRA Hazardous Waste Report: Based on 2005 Data

National Biennial RCRA Hazardous Waste Report: Based on 2005 Data

MONTANA

REPORTED RCRA SITES

EPA ID	Site Name	Location City	RCRA Tons Generated	RCRA Tons Managed
MTD006230346	ASARCO LLC EAST HELENA PLANT	EAST HELENA	1,183	0
MTD986067031	BLACKS RADIATOR REPAIR	HELENA	0	0
MTD006237234	BN KALISPELL POLE & TIMBER	KALISPELL	9	3
MTD000716787	BN PARADISE TIE PLANT	PARADISE	15	0
MTD986067197	CENEX PETROLEUM TERMINAL GLENDIVE	GLENDIVE	28	0
MTD006238083	CHS INC LAUREL REFINERY	LAUREL	811	0
MTR000200915	CIRCLE HIGH SCHOOL SHOP	CIRCLE	4	0
MTD057561763	COLUMBIA FALLS ALUMINUM CO LLC	COLUMBIA FALLS	2,388	0
MTR000004168	COLUMBUS PROCESSING FACILITY	COLUMBUS	71	0
MTD006229405	CONOCOPHILLIPS CO BILLINGS REFINERY	BILLINGS	174	0
MTT000622191	CONOCOPHILLIPS CO MISSOULA TERMINAL	MISSOULA	7	0
MTT000622225	CONOCOPHILLIPS GREAT FALLS PRODUCT TERM	GREAT FALLS	3	0
MTR000201855	CUT BANKS PUBLIC SCHOOLS	CUT BANK	1	0
MTR000202879	EAST ANACONDA YARDS LOT 3	ANACONDA	14	0
MTD060273232	EXXONMOBIL BOZEMAN TERMINAL	BOZEMAN	1	0
MTD000706903	EXXONMOBIL HELENA TERMINAL	HELENA	7	0
MTD010380574	EXXONMOBIL REFINING AND SUPPLY CO	BILLINGS	1,389	1,254
MTR000203331	FORMER RADIATOR SHOP	BOZEMAN	5	0
MTR000200899	GERALDINE HIGH SCHOOL 0214	GERALDINE	0	0
MTD035237940	GLAXOSMITHKLINE BIOLOGICALS N AMERICA	HAMILTON	74	0
MTR000202929	LARGENT SCHOOL	GREAT FALLS	8	0
MTR000203208	LITTLE RUSSELL	GREAT FALLS	2	0
MT8571924556	MALMSTROM AIR FORCE BASE MAFB	GREAT FALLS	3	0
MT2890090036	MIKE MANSFIELD ADVANCED TECHNOLOGY CENTE	BUTTE	13	0
MTD006229074	MISSOULA WHITE PINE SASH COMPANY	MISSOULA	2	0
MTD986073583	MONTANA POLE AND TREATING PLANT 220	BUTTE	2	0
MTR000201863	MONTANA RAIL LINK FRMR QUALITY CONCRETE	BILLINGS	3	0
MTD000475194	MONTANA REFINING COMPANY	GREAT FALLS	154	0
MTD065569048	MSU BOZEMAN MONTANA STATE UNIVERSITY	BOZEMAN	9	0
MTD000710236	PP&L MONTANA LLC COLSTRIP 1 & 2	COLSTRIP	4	0
MTD980330609	PP&L MONTANA LLC COLSTRIP 3 & 4	COLSTRIP	3	0
MTR000004754	REC ADVANCED SILICON MATERIALS LLC	BUTTE	6	0
MTD057558546	RHODIA INC SILVER BOW PLANT	BUTTE	34	0
MTD982648099	SEMITOOL INC RESERVE DR	KALISPELL	115	0
MTR000007229	SONJUS INDUSTRIAL INC	KALISPELL	2	0
MTR000002048	SPECTRUM AQUATICS	MISSOULA	11	0
MTD006229488	SPENCER FLUID POWER	BILLINGS	10	0
MTD982587479	ST PETERS HOSPITAL	HELENA	0	0
MTD079711198	TRANSBAS INC	BILLINGS	642	0
MTD980667166	TRANSCO RAILWAY PRODUCTS INC DIV 30	MILES CITY	3	0
MTD010379709	U OF M MISSOULA	MISSOULA	5	0
MTD093301836	WESTERN ENERGY CO ROSEBUD MINE	COLSTRIP	0	0

National Biennial RCRA Hazardous Waste Report: Based on 2005 Data

NAVAJO NATION

REPORTED RCRA SITES

EPA ID	Site Name	Location City	RCRA Tons Generated	RCRA Tons Managed
NND104150024	PEABODY WESTERN COAL COMPANY	BLACK MESA	87	0
NND986668853	RAYTHEON MISSILE SYSTEMS NAPI FAC	FARMINGTON	3	0
NNT000624593	TRANSWESTERN PIPELINE COMPANY	NEAR KLAGETON	1	0

National Biennial RCRA Hazardous Waste Report: Based on 2005 Data

EPA ID

NED068655968 ADC DIGITAL COMMUNICATIONS INC
NED009423963 AGRUM US INC
NED007265077 AMERICAN METER COMPANY
NER000502815 ARID RESOURCES
NED091992628 ARMSTRONG WOOD PRODUCTS INC
NER000503847 ARTHUR COUNTY HIGH SCHOOL
NED047047543 BECTON DICKINSON CO
NED007263197 BECTON DICKINSON MEDICAL SYSTEMS
NER000503037 BENSON HIGH SCHOOL
NE0000004598 BIOCOR ANIMAL HEALTH INC
NED000822775 BNSF RAILWAY CO
NED082724071 CAROL CORP DBA HILLAERO MODIFICATION CTR
NER000005710 CHEVRON ENVIRONMENTAL MANAGEMENT CO
NED007267388 CHIEF INDUSTRIES INC FABRICATION DIV
NED981723513 CLEAN HARBORS ENV SERVICES
NED035036201 CNH AMERICA LLC
NER000503243 CONAGRA FOODS INC
NED007258338 CONCRETE EQUIPMENT CO INC
NED007259054 CONNECTIVITY SOLUTIONS MANUFACTURING INC
NER000503250 CREIGHTON CHEMICAL SITE
NER000503672 CROSS COUNTY SCHOOLS
NED035093053 DALE ELECTRONICS INC
NED007272701 DEETER FOUNDRY INC
NED980971733 DUNCAN AVIATION INC
NED065133167 EATON MDH COMPANY INC
NED099564684 EGS ELECTRICAL GROUP - APPLETON
NER000503615 ELMWOOD-MURDOCK PUBLIC SCHOOLS
NED986387850
NED020184412 CHIEF I COLUMBULOLOLN 0.O-10.CHOOLS
NER000503169
NED091995159
NED043534635 ~~CROSS COUNTY SCHOOLS~~
NER007266331 ~~GROUP FOR THE PEOPLE OF NEBRASKAS) Tj0.00 -10.12 TDM0 -PVICMA0.00 -10.08 TD(CNH AMERICA LLCNA0.EWORKS-10.0~~
NER000503524
NED980973580
NED007260870
NED007273279
NER000502260
NER000503839
NED080219868
NED007262579
NED068652981
NED986384725
NER000004952
NED007281728
NED000610691
NED000610709
NED007285257
NED007258213
NED035067297
NER000500355
NED005070065
NER000003566
NED007284128
NER000003038
NED087069050
NE8571924648
NED072904543

National Biennial RCRA Hazardous Waste Report: Based on 2005 Data

EPA ID	Site Name	Location City	RCRA Tons	LAV VEGAS
NVR000079756	SMITH'S FOOD & DRUG #378	RENO		0
NVD982470056	SUNRISE HOSPITAL AND MEDICAL CENTER, LLC	LAS VEGAS		0
NVR000080424	TAYLOR MILLSITE	ELY		0
NVD982408668	TWIN CREEKS MINE	GOLCONDA		0
NV3890090001	U. S. DOE, NNSA/NSO	MERCURY		0
NVR000076364	U. S. GOVERNMENT / BUREAU OF LAND MGT.	LAV VEGAS		0
NV1141590009	U.S. DOI BR LOWER COLORADO REG. OFFICE	BOULDER CITY		0
NVR000064923	UNITED RENTALS HIGHWAY TECHNOLOGIES	NORTH LAS VEGAS		0
NVT330010182	UNIVERSITY OF NEVADA LAS VEGAS	LAS VEGAS		0
NVD981963549	UNIVERSITY OF NEVADA, RENO	RENO		0
NVR000080077	US DOI BOR DATE ST. DRAINAGE	BOULDER CITY		0
NVT330010000	US ECOLOGY NEVADA	BEATTY	51,487	
NV7570024110	USAF - NELLIS AIR FORCE BASE (NAFB)	NAFB		0
NV5570024112	USAF - NEVADA TEST & TRAINING (NTTR)	INDIAN SPRINGS		0
NVT000612176	VALENCE TECHNOLOGY INC.	HENDERSON		0
NVR000000018	WAL-MART RC 9153	NORTH LAS VEGAS		0
NVR000080713	WEST COAST DEMANUFACTURING	SPARKS		0
NVR000067140	WYETH	SPARKS		0

NHD500014451
NHD002576817
NHD510181522
NHD081255788
NHD510189905
NHD981210099
NH7570024847
NHD986470326
NHD510188469
NHD001422351
NHD510116114
NHD500011960
NHD986485670
NHD000791616
NHD000791889
NHD001079219
NHD980668867
NHD980914097

National Biennial RCRA Hazardous Waste Report: Based on 2005 Data

NEW HAMPSHIRE

REPORTED RCRA SITES

EPA ID	Site Name	Location City	RCRA Tons Generated	RCRA Tons Managed
NHD001084672	FREUDENBERG NOK GENERAL PARTNERSHIP	BRISTOL	16	0
NHD066752734	FREUDENBERG NOK GENERAL PTNSHP	MANCHESTER	2	0
NHD001427475	GE AVIATION	HOOKSETT	77	0
NHD982749582	GENERAL CABLE INDUSTRIES INC	MANCHESTER	4	0
NHD000636134	GENERAL ELECTRIC AIRCRAFT ENGINES	HOOKSETT	97	0
NHD001091073	GENERAL ELECTRIC COMPANY	SOMERSWORTH	13	0
NHD510175003	GLYCO FI INC	LEBANON	1	0
NHD099357972	GRAPHIC PACKAGING	BOW	0	0
NHD048724173	HAMPSHIRE CHEMICAL CORPORATION	NASHUA	5	0
NHD001079334	HENDRIX WIRE & CABLE CO	MILFORD	11	0
NHD048722466	HENKEL CORP	SEABROOK	323	0
NHD510189624	HESS STATION 29202	HAMPTON	0	0
NHD001078682	HITCHINER MANUFACTURING CO INC	MILFORD	306	0
NHD510001589	HITCHINER MANUFACTURING CO INC	MILFORD	129	0
NHD980917660	HITCHINER MANUFACTURING CO INC	LITTLETON	35	0
NHD001088624	HUTCHINSON SEALING SYSTEMS	NEWFIELDS	2	0
NHD056329527	HYPERTHERM INC	HANOVER	5	0
NHD500019484	INKWARE	MEREDITH	22	0
NHD982716227	JMD INDUSTRIES INC	HUDSON	37	0
NHD510153208	JOHNSON & DIX FUEL CORP	NEWPORT	16	0
NHD001086198	KALWALL CORP	MANCHESTER	20	0
NHD510163108	KEENE CITY LABORATORY	SWANZEY	0	0
NHD500031372	KERK MOTION PRODUCTS INC	MILFORD	6	0
NHD510113947	KING ENTERPRISES	EXETER	21	0
NHD064441132	KOLLSMAN INC	MERRIMACK	4	0
NHD986470359	LABCORP	PORTSMOUTH	15	0
NHD510189517	LONDON & LAVINIA CLAY	PETERBOROUGH	375	0
NHD990717092	LOCTITE CORP	SEABROOK	97	0
NHD500014998	LONZA BIOLOGICS	PORTSMOUTH	17	0
NHD510017304	LUMINESCENT SYSTEMS INC	LEBANON	5	0
NHD980671598	MANCHESTER CITY OF	MANCHESTER	4	0
NHD001085158	MARKEM CORP	KEENE	11	0
NHD986472439	MARY HITCHCOCK MEMORIAL HOSP	LEBANON	11	0
NHD510015274	MICROWAVE DEVELOPMENT CO	SALEM	39	0
NHD062002035	MILLIPORE CORP	JAFFREY	10	0
NHD510077126	MOBIL	WAKEFIELD	28	0
NHD986472132	MONADNOCK PAPER MILLS INC	BENNINGTON	3	0
NHD986470730	MONTGOMERY WIRE INC	LITTLETON	28	0
NHD101403509	NASHUA CIRCUITS	NASHUA	24	0
NHD000769869	NASHUA CORPORATION	MERRIMACK	14	0
NHD001079433	NASHUA CORPORATION	NASHUA	1	0
NHD510177645	NEW BOSTON AIR FORCE STATION	NEW BOSTON	2	0
NHD001086321	NEW HAMPSHIRE BALL BEARINGS INC	PETERBOROUGH	12	0
NHD018925735	NEW HAMPSHIRE BALL BEARINGS INC	LACONIA	9	0
NHD986473320	NEW HAMPSHIRE INTERNATIONAL SPEEDWAY INC	LOUDON	8	0
NH8572824847	NH AIR NATIONAL GUARD	NEWINGTON	4	0
NHD001082304	NIM-COR INC	NASHUA	1	0
NHD510156805	NORTHEAST LANTERN LTD	EXETER	10	0
NHD003941655	OSRAM SYLVANIA INC	EXETER	1,593	0
NHD073984288	OSRAM SYLVANIA INC	HILLSBORO	18	0
NHD005574223	OSRAM SYLVANIA PRODUCTS INC	MANCHESTER	11	0
NHD986473965	P H PRECISION PRODUCTS INC	PEMBROKE	1	0
NHD048727994	PARKER HANNIFIN CORP	HUDSON	31	0
NHD510014020	PARKLAND MEDICAL CENTER	DERRY	0	0
NHD980731236	PCC STRUCTURALS INC	FRANKLIN	4	0
NHD982716169	PHILLIPS EXETER ACADEMY	EXETER	2	0
NHD080027048	POLYCLAD LAMINATES INC	FRANKLIN	104	0
NHD099362048	POLYCLAD LAMINATES INC	FRANKLIN	138	0

National Biennial RCRA Hazardous Waste Report: Based on 2005 Data

NEW HAMPSHIRE

REPORTED RCRA SITES

EPA ID	Site Name	Location City	RCRA Tons Generated	RCRA Tons Managed
NHD500021159	POLYONICS INC	WESTMORELAND	6	0
NHD500014543	PORTSMOUTH REG HOSP	PORTSMOUTH	0	0
NHD500021738	PRESSTEK INC	HUDSON	48	0
NHD000842666	PSNH	PORTSMOUTH	1	0
NHD018919282	PSNH	HOOKSETT	3	0
NHD000791509	PSNH MERRIMACK STATION	BOW	0	0
NHD500008388	RAPID FINISHING CO	NASHUA	9	0
NHD510000227	RESOURCE LABORATORIES LLC	PORTSMOUTH	4	0
NHD510190002	RYMES PROPANE & OIL	CONCORD	2	0
NHD118088129	SAFETY KLEEN SYSTEMS INC	RINDGE	26	0
NHD986471431	SAINT ANSELM COLLEGE	GOFFSTOWN	0	0
NHD500004163	SANMINA-SCI CORP	MANCHESTER	6	0
NHD500022512	SMITHS MEDICAL ASD INC	KEENE	8	0
NHD001083609	SMITHS TUBULAR SYSTEMS-LACONIA INC	LACONIA	25	0
NHD066754722	SPRAGUE ENERGY CORP	NEWINGTON	9	0
NH5986485068	SPRAYING SYSTEMS CO	HUDSON	14	0
NHD986486421	STRYKER BIOTECH LLC	LEBANON	39	0
NHD018953794	STURM RUGER & CO INC	NEWPORT	332	0
NHD500020730	SUNOCO SERVICE STATION 0366-6419	ATKINSON	0	0
NHD510188493	TACTICAL SERVICES	RINDGE	3	0
NHD000604520	TECHNICAL TOOL & DESIGN LLC	NORTHFIELD	0	0
NHD001078062	TELEDYNE ELECTRONIC TECHNOLOGIES	HUDSON	45	0
NHD073974651	TERADYNE CIRCUITS OPERATION	NASHUA	135	0
NHD037706082	TFX MEDICAL INC	JAFFREY	18	0
NHD001080951	THERMAL DYNAMICS CORP	LEBANON	8	0
NHD002059525	THOMPSON CENTER ARMS	ROCHESTER	9	0
NHD073964496	TIMKEN AEROSPACE	LEBANON	19	0
NHD001082908	TIMKEN SUPER PRECISION MPB	KEENE	20	0
NHD986471027	TIMKEN SUPER PRECISION MPB	KEENE	13	0
NHD986469542	TRANSCANADA HYDRO NORTHEAST INC	LITTLETON	1	0
NHD982750515	TRELLEBORG SEALING SOLUTIONS	SOMERSWORTH	18	0
NHD041463456	TYCO INTEGRATED CABLE SYSTEMS INC	NEWINGTON	1	0
NHD980521843	UNITED OIL RECOVERY INC	NEWINGTON	0	0
NHD000790923	UNIVERSITY OF NEW HAMPSHIRE	DURHAM	19	0
NHD001038348	UPACO INDUSTRIES INC	NASHUA	174	0
NHD500021597	UPPER VALLEY PRESS INC	HAVERHILL	7	0
NHD510177678	US EPA REGION ONE	TROY	10	0
NHD085575538	VELCRO USA INC	MANCHESTER	3	0
NHD510190333	VERIZON	DERRY	0	0
NHD980524771	VERIZON	MANCHESTER	2	0
NHD510178031	VHG LABS	MANCHESTER	5	0
NHD986486488	VITEX EXTRUSION	FRANKLIN	2	0
NHD510166168	VUTEK INC	MEREDITH	9	0
NHD500003587	WAKEFIELD ENGINEERING	PELHAM	68	0
NHD058537960	WEBSTER VALVE INC	FRANKLIN	146	0

EPA ID

NJR000049965 CAMDEN CITY BRDG. PAINTING
 NJD070565403 216 PATERSON PLANK RD SITE
 NJR000006890 3M HEALTHCARE - FLEMINGTON
 NJD986581437 425/445 ROUTE 440 PROPERTY LLC
 NJD011289410 A&S MANUFACTURING
 NJD980654271 A-L SERVICES INC
 NJD006987028 ABB LUMMUS GLOBAL
 NJD986586238 ABLE LABORATORIES, INC.
 NJR000009373 ABLE LABORATORIES, INC.
 NJD047354832 ACCURATE FORMING DIVISION OF SHAN INDUST
 NJD002016103 ADVANCE FIBER TECHNOLOGIES
 NJD052451085 AEROFLEX-KDI
 NJD001787944 AGC CHEMICALS AMERICAS, INC.
 NJD986605913 AGFA CORPORATION
 NJR000009050 AGFA CORPORATION
 NJD981487499 AIR CRUISERS COMPANY
 NJD986891240 AIR CRUISERS COMPANY
 NJD002373579 AIR PRODUCTS AND CHEMICALS, INC.
 NJR000052076 AIRGAS SPECIALTY GASES
 NJD068682624 AKCROS CHEMICALS AMERICA
 NJD002142388 AKZO NOBEL COATINGS INC.
 NJD052204633 AKZO NOBEL POLYMER CHEMICALS LLC
 NJD002397834 ALCAN PACKAGING
 NJD060792801 ALL STATE LEGAL SUPPLY
 NJR000051722 ALLAMUCHY BRIDGE PAINTING
 NJR000051748 ALLAMUCHY BRIDGE PAINTING
 NJR000031575 ALLIED PAINTING INC
 NJD981142144 ALP LIGHTING COMPONENTS, INC.
 NJD001289610 ALPHA METALS INC
 NJD002338267 ALUMINUM SHAPES L.L.C.
 NJD002340719 AMCOR FLEXIBLES INC.
 NJD045445483 AMERADA HESS PORT READING REFINERY
 NJD153795141 AMERICAN FUJI SEAL, INC.
 NJD092870963 AMERICAN GALVANIZING COMPANY
 NJD002184380 AMERICAN SAFETY TECHNOLOGIES
 NJD002366441 AMERICAN STANDARD, INC.
 NJD000818518 AMES RUBBER CORPORATIONNUM SHAPES L.L.Cj,0.00 -6>TD(NJR000019844) Tj0TIONNUM SHAPES L.L.Cj,0.00 -6>TD(NJD0021602
 NJD002389468 425/445 ROUTE 440 PJNC.
 NJD980755037
 NJR000036301
 NJD002160208
 NJD002455418
 NJD091860437
 NJD000531707
 NJD047504360
 NJD063173280
 NJD002181196
 NJD053518536
 NJD002454163
 NJD064261985
 NJD079114054
 NJD011300803
 NJR000019844
 NJR000020230
 NJD002187417
 NJD041559105
 NJD056306780
 NJD061350179

National Biennial RCRA Hazardous Waste Report: Based on 2005 Data

EPA ID	Site Name	
NJD078247905	BASF CORP/POLYMERS DIVISION	JAMESBURG
NJD082988056	BASF CORPORATION	BELVIDERE
NJR000014340	BASF CORPORATION AT NEDC	EDISON
NJD043570316	BAXTER HEALTHCARE CORP	CHERRY HILL
NJD986645216	BAYONNE BRIDGE NEW JERSEY ABUTMENT	BAYONNE
NJD986625333	BECTON DICKINSON	SWEDESBORO
NJD986645448	BECTON DICKINSON & COMPANY	FRANKLIN LAKES
NJD006980924	BELL LABORATORIES, DIV LUCENT TECH. INC.	MURRAY HILL
NJD048804488	BELL LABORATORIES, DIV LUCENT TECH. INC.	WHIPPANY
NJR000045922	BELLMAWR BRIDGE PAINTING	BELLMAWR
NJD002456242	BENJAMIN MOORE & COMPANY	NEWARK
NJD082970997	BENJAMIN MOORE & COMPANY	FLANDERS
NJD094350881	BENTON GRAPHICS, INC.	TRENTON
NJD049874415	BETHAM CORPORATION/TYCO ADHESIVES	MIDDLESEX
NJR000005140	BETTY BRITE CLEANERS	FAIRFIELD
NJD986653152	BIHLER OF AMERICA, INC.	ALPHA
NJD980534408	BIOREFERENCE LABORATORIES, INC.	ELMWOOD PARK
NJD982528176	BOSTON SCIENTIFIC	WAYNE
NJD002444719	BOUND BROOK PLANT UNION CARBIDE CORP	PISCATAWAY
NJD000631895	BP PRODUCTS NORTH AMERICA INC - CARTERET	CARTERET
NJD000818567	BRISTOL-MYERS PRODUCTS	HILLSIDE
NJR000020909	BRISTOL-MYERS SQUIBB	PENNINGTON
NJD001865534	BRISTOL-MYERS SQUIBB COMPANY	LAWRENCEVILLE
NJR000027714	BRITE CLEAN NJ INC. / GATEWAY TERMINAL	CARTERET
NJD981876675	BUCKEYE PARTNERS LP-LINDEN STN	LINDEN
NJD000316307	BUTLER PRINTING AND LAMINATING	BUTLER
NJD001717040	C&C METAL PRODUCTS CORP.	ENGLEWOOD
NJR000036426	CAMBREX NORTH BRUNSWICK, INC.	NORTH BRUNSWICK
NJD068691609	CAPITAL PRINTING CORPORATION	MIDDLESEX
NJD986602837	CARDINAL HEALTH 406 LLC - PENNSAUKEN	PENNSAUKEN
NJR000032011	CARDINAL HEALTH PTS, LLC	SOMERSET
NJD980783849	CARDOLITE CORPORATION	NEWARK
NJD986585008	CARGILL FLAVOR SYSTEMS (FORMALLY DEGUSSA	BRIDGEPORT
NJD002203438	CARPENTER TECHNOLOGY CORPORATION	UNION
NJD067520890	CAS CHEM - A DIVISION OF RUTHERFORD CHEM	BAYONNE
NJD045995693	CASIE ECOLOGY OIL SALVAGE, INC.	VINELAND
NJR000023879	CAYDENZAR	HOLMDEL
NJR000010249	CCL LABEL, INC.	ROBBINSVILLE
NJD981493737	CELGENE CORPORATION	SUMMIT
NJD981874779	CELGENE CORPORATION	WARREN
NJR000030536	CELGRO, INC.,	NORTH BRUNSWICK
NJR000034561	CGI NORTH AMERICA	JERSEY CITY
NJD980582878	CHAMBORD PRINTS, INC.	HOBOKEN
NJD002199826	CHANEL, INC.	PISCATAWAY
NJD982533192	CHASE FACILE, INC.	PATERSON
NJD981080401	CHEM FLEUR / FIRMENICH, INC.	NEWARK
NJ0000997908	CHEMO DYNAMICS LP	SAYREVILLE
NJD002165561	CHEMTURA CORP	PERTH AMBOY
NJD081982902	CHEVRON PRODUCTS COMPANY	PERTH AMBOY
NJR000047464	CHIRAL QUEST	MIDDLESEX
NJD002175313	CHURCH & DWIGHT CO., INC.	CRANBURY
NJR000025502	CHURCH & DWIGHT CO., INC.	LAKEWOOD
NJD001502517	CIBA SPECIALTY CHEMICALS CORPORATION	TOO.a/C.laKMLEA.00 -10.12 TD(LAKEWOOD) Tj0.00 -10.08 TD(BELVIDERE) TPAUL0
NJD986609279	CIRCUIT REPRODUCTION CO., INC.	
NJD059282061	CIRCUITEK DIVISION OF TDI	
NJD000768044	CITGO ASPHALT REFINING CO.	
NJD001213453	CLARIANT CORPORATION	
NJD000547364	CLEAN HARBORS ENV. SERVICES, INC	

National Biennial RCRA Hazardous Waste Report: Based on 2005 Data

NEW JERSEY

REPORTED RCRA SITES

EPA ID	Site Name	Location City	RCRA Tons Generated	RCRA Tons Managed
NJD002140499	CLIFTON ADHESIVE, INC.	WAYNE	8	0
NJD002146660	COLGATE PALMOLIVE COMPANY	MORRISTOWN	29	0
NJD068693167	COLGATE-PALMOLIVE COMPANY	PISCATAWAY	12	0
NJD116281783	COLLA-TEC, INC. (INTEGRA LIFESCIENCES)	PLAINSBORO	15	0
NJD986625077	COLLEGE OF SAINT ELIZABETH	MORRISTOWN	1	0
NJD002198760	COLLOID CHEMICAL INC	HANOVER	6	0
NJD001890185	COLORITE SPECIALTY RESINS	BURLINGTON TOWNSHIP	47	0
NJD044655751	COMPAC CORPORATION	NETCONG	2	0
NJR000047795	COMPAC CORPORATION	HACKETTSTOWN	12	0
NJR000034009	COMUS INTERNATIONAL	CLIFTON	6	0
NJR000019810	CON-LUX ISRA AREA	EDISON	4	0
NJD002342608	CONGOLEUM CORPORATION	HAMILTON	11	0
NJD080796782	CONGOLEUM CORPORATION	HAMILTON	46	0
NJD986645984	CONOCOPHILLIPS COMPANY - BAYWAY REFINERY	LINDEN	595	0
NJD000811042	CONRAIL	NEWARK	5	0
NJD002334795	COOK COMPOSITES AND POLYMERS CO.	PENNSAUKEN	543	0
NJD002156685	COOPER CHEMICAL CO.	LONG VALLEY	81	0
NJ0000554717	COUNTY OF HUDSON PARK AVE.VIAD	HOBOKEN	27	0
NJD046942249	CP INDUSTRIES INC.	CLIFTON	3	0
NJD067484022	CPC INTERNATIONAL (ECRA)	NEWARK	3	0
NJR000052035	CREEK-TURN INC	HAINESPORT	52	0
NJD000694190	CROMPTON COLORS INCORPORATED	NEWARK	24	0
NJD077542033	CROWN ROLL LEAF, INC.	PATERSON	349	15
NJD058978040	CRW GRAPHICS	PENNSAUKEN	16	0
NJD048810337	CRYSTEX COMPOSITES	CLIFTON	55	0
NJD093846301	CUSTOM CHEMICALS CORPORATION	ELMWOOD PARK	130	0
NJR000004010	CVC SPECIALTY CHEMICAL, INC.	MAPLE SHADE	101	0
NJR000022731	CVS #0682	SHIP BOTTOM	4	0
NJD002200046	CYCLECHEM,INC.	ELIZABETH	0	6,873
NJD002520583	DAICOLOR USA INC. (DAICOLOR-POPE, INC.)	PATERSON	1,083	0
NJD000574491	DALLAS AIRMOTIVE, INC.	MILLVILLE	146	0
NJD063143986	DANA TRANSPORT, INC. AVENEL HQ	AVENEL	45	0
NJD981873474	DANA TRANSPORT, INC. PAULSBORO, NJ	PAULSBORO	32	0
NJR000042713	DAP INC	PAULSBORO	5	0
NJR000053470	DAVID FRIEDLAND PAINTING CO.	ELIZABETH	8	0
NJD001235886	DEGEN OIL & CHEMICAL COMPANY	JERSEY CITY	22	0
NJD011658481	DEGUSSA CORPORATION	PISCATAWAY	25	0
NJR000038505	DEGUSSA CORPORATION	LINDEN	5	0
NJD002326775	DEL VAL INK AND COLOR, INC.	CINNAMINSON	4	0
NJD981489941	DELAWARE RIVER PORT AUTHORITY	CAMDEN	354	0
NJD011979945	DELEET MERCHANDISING CORPORATION	NEWARK	38	0
NJD068699107	DELPHI CORPORATION	NEW BRUNSWICK	9,717	0
NJD002154086	DELTECH RESIN COMPANY	NEWARK	135	0
NJR000036574	DENGLAS TECHNOLOGIES, LLC	MOORESTOWN	50	0
NJD986632925	DENVILLE TECHNICAL PARK	DENVILLE	2	0
NJ2571824018	DEPARTMENT OF THE AIR FORCE	MCGUIRE AFB	64	0
NJD047318043	DETREX CORPORATION	CINNAMINSON	0	0
NJD986629400	DOMESTIC UNIFORM RENTAL	BELLEVILLE	48	0
NJD981483738	DOWER FINISHING & RESEARH CO INC	KEARNY	1	0
NJD980775944	DPT LAKEWOOD, INC.	LAKEWOOD	47	0
NJD042321042	DSM NUTRITIONAL PRODUCTS INC.	BELVIDERE	454	0
NJD002385730	DUPONT CHAMBERS WORKS	DEEPWATER	19,120	61,193
NJD051481257	DURAND GLASS MANUFACTURING COMPANY, INC.	MILLVILLE	26	0
NJD002444024	E I DUPONT DE NEMOURS & COMPANY	PARLIN	454	0
NJD011550092	E R SQUIBB & SONS INC	NEW BRUNSWICK	1,295	0
NJD002373819	E. I. DUPONT COMPANY - REPAUNO PLANT	GIBBSTOWN	75	0
NJR000049247	EAGLE POINT DOCK	WESTVILLE	3	0
NJD001386580	EAST COAST FINISHING	FAIRVIEW	9	0

National Biennial RCRA Hazardous Waste Report: Based on 2005 Data

NJD002006773
NJD053514428
NJD986647022
NJD042895680
NJD087289047
NJR000052910
NJD001340686
NJR000052936
NJR000051789
NJD982539199
NJD069043370
NJD986617470
NJD000811034
NJD002141489
NJD041211392
NJD000631846
NJD162357305
NJD986577781
NJD002144145
NJD980769764
NJD000767962
NJR000053892
NJD986604825
NJT350011144
NJD986604627
NJD981083587
NJD986629178
NJD000692111
NJD073745945
NJD981141781
NJR000045625
NJD002151322
NJ0001900281
NJD986582799
NJD002146272
NJR000036079
NJR000035865
NJD002191690
NJD982794364
NJD060056157
NJD004362059
NJD986569101
NJD000586164
NJD081899007
NJD002143782
NJD001288711
NJD009711466
NJD002361376
NJD010906360
NJD037138211
NJR000023044
NJD020783304
NJD054126164
NJD000631556
NJR000036814
NJR000024851
NJD986573038
NJ0141790006

National Biennial RCRA Hazardous Waste Report: Based on 2005 Data

NEW JERSEY

REPORTED RCRA SITES

EPA ID	Site Name	Location City	RCRA Tons Generated	RCRA Tons Managed
NJD011658242	GE HEALTHCARE BIO-SCIENCES CORP.	PISCATAWAY	4	0
NJD065797813	GENERAL FILM PRODUCTS INC	ELIZABETH	1	0
NJD041219437	GENERAL MAGNAPLATE CORPORATION	LINDEN	40	0
NJD002186690	GENERAL MOTORS CORPORATION - LINDEN	LINDEN	211	0
NJD002157139	GENERAL PLASTICS NORTH CORPORATION	BLOOMFIELD	12	0
NJD986598001	GENERAL SERVICES ADMINISTRATION (GSA)	BURLINGTON	0	0
NJR000020495	GENZYME BIOSURGERY	RIDGEFIELD	684	0
NJD980648547	GEORGE WASHINGTON BRIDGE ADMIN BLDG	FT LEE	194	0
NJD085644110	GERDAU AMERISTEEL - PERTH AMBOY	PERTH AMBOY	9,686	0
NJD060074101	GGB	THOROFARE	195	0
NJD986598340	GIVAUDAN FLAVORS CORP.	EAST HANOVER	294	0
NJR000025163	GIVAUDAN FRAGRANCES CORPORATION	MOUNT OLIVE	58	0
NJR000053132	GLASSBORO WATER DEPARTMENT	GLASSBORO	2	0
NJD980764203	GLASSEAL PRODUCTS INC	LAKEWOOD	14	0
NJD042896738	GLAXO SMITH KLINE	PISCATAWAY	146	0
NJD087288452	GLAXOSMITHKLINE	PARSIPPANY	6	0
NJR000049981	GLOUCESTER CITY BRDG. PAINTING	GLOUCESTER CITY	2	0
NJR000049999	GLOUCESTER CITY BRDG. PAINTING	GLOUCESTER CITY	3	0
NJR000050005	GLOUCESTER CITY BRDG. PAINTING	GLOUCESTER CITY	2	0
NJR000050013	GLOUCESTER CITY BRDG. PAINTING	GLOUCESTER CITY	2	0
NJR000050039	GLOUCESTER CITY BRIDGE PAINTING	GLOUCESTER CITY	6	0
NJD061076063	GORDON TERMINAL SERVICE COMPANY	BAYONNE	10	0
NJR000035477	GREEN TREE CHEMICAL TECHNOLOGIES, INC.	PARLIN	50	43
NJD980534218	GREYSTONE PARK PSYCHIATRIC HOSPITAL	GREYSTONE PARK	8	0
NJD043477207	HAIR SYSTEMS INC.	ENGLISHTOWN	75	34
NJD986603249	HAMILTON TWP SCHOOL DIST	HAMILTON	1	0
NJR000042739	HANSEM CORP	SOUTH PLAINFIELD	11	0
NJD001337575	HARTIN PAINT & FILLER CORP	CARLSTADT	20	0
NJD091399329	HATCO CORPORATION	FORDS	19	0
NJD982739039	HATTERAS PRESS	MANASQUAN	20	0
NJD001599604	HAWARD CORPORATION	NORTH ARLINGTON	8	0
NJR000051813	HAWTHORNE BRIDGE PAINTING	HAWTHORNE	20	0
NJ4213720275	HEADQUARTERS US ARMY GARRISON FORT DIX	FORT DIX	11	0
NJD075484139	HEADWATERS TECHNOLOGY INNOVATIONS	LAWRENCEVILLE	17	0
NJD980505366	HELEN KRAMER LANDFILL	MANTUA	48	0
NJD002521961	HERCULES INCORPORATED	PARLIN	10	0
NJD060728060	HESS FIRST RESERVE TERMINAL	PERTH AMBOY	24	0
NJD986651024	HESS PENNSAUKEN TERMINAL	PENNSAUKEN	12	0
NJ0000062588	HIGH VOLTAGE ENGINEERING CORP.	AVENEL	2	2
NJR000023606	HITACHI CHEMICAL DUPONT MICROSYSTEMS LLC	PARLIN	57	0
NJD002387132	HITRAN CORPORATION	FLEMINGTON	2	0
NJD001519107	HOEGANAES CORP	CINNAMINSON	7	0
NJD002191211	HOFFMANN LA-ROCHE INC	NUTLEY	259	0
NJD048794986	HONEYWELL INTERNATIONAL INC.	MORRISTOWN	7	0
NJD002140358	HONEYWELL/ALLIEDSIGNAL	EATONTOWN	2	0
NJR000045450	HOPPECKE BATTERIES, INC.	CHERRY HILL	13	0
NJD001882349	HOUGHTON CHEMICAL CORPORATION / ELCO	CARLSTADT	77	0
NJR000041970	HOVIONE LLC	EAST WINDSOR	83	0
NJR000047696	HOWELL BRIDGE PAINTING	HOWELL	20	0
NJD002445583	HOWMET CASTINGS	ROCKAWAY TOWNSHIP	348	0
NJD078259488	HUNTINGDON LIFE SCIENCES	EAST MILLSTONE	4	0
NJD048809487	IMTT-BAYONNE	BAYONNE	1,113	0
NJD096866140	IMTT-BAYONNE	BAYONNE	31	0
NJR000013250	INDUSTRIAL SUMMIT TECHNOLOGY	PARLIN	29	0
NJR000026690	INFINEUM USA L.P., BAYWAY CHEMICAL PLANT	LINDEN	1,381	0
NJD002570893	INFINEUM USA L.P., LINDEN TECHNOLOGY CTR	LINDEN	24	0
NJD986586519	INTERCHANGE 06 TOLL PLAZA	FLORENCE	2	0
NJD000813469	INTERNATIONAL FLAVORS & FRAGRANCES INC.	UNION BEACH	54	0

National Biennial RCRA Hazardous Waste Report: Based on 2005 Data

NEW JERSEY

REPORTED RCRA SITES

EPA ID	Site Name	Location City	RCRA Tons Managed	
NJD152421061	INTERNATIONAL FLAVORS & FRAGRANCES, INC	DAYTON	229	0
NJD055936587	INTERNATIONAL FLAVORS &FRAGRANCES	HAZLET	251	0
NJD002139228	INTERNATIONAL PAINT LLC	UNION	284	0
NJD061071890	INTERNATIONAL SPECIALTY PRODUCTS	WAYNE	14	0
NJ0001578798	INTERTEK CALEB BRETT	CARTERET	12	0
NJD002185973	ISP ENVIRONMENTAL SERVICES INC.	LINDEN	89	0
NJR000031872	ITW MARK TEX	ROSELAND	2	0
NJD001479302	IVAX PHARMACEUTICALS, INC.	NORTHVALE	18	0
NJR000030551	J-STAR RESEARCH INC.	SOUTH PLAINFIELD	21	0
NJD980208946	J. JOSEPHSON INC	SOUTH HACKENSACK	130	0
NJD986603553	JACOBUS PHARMACEUTICAL CO INC	PLAINSBORO	6	0
NJD054120571	JAME FINE CHEMICALS	BOUND BROOK	116	0
NJD048585558	JANSSEN PHARMACEUTICA	TITUSVILLE	13	0
NJD982280984	JCP&L COAL GAS PLANT SITE - BELMAR	BELMAR	41	0
NJR000049049	JEFFERSON BRIDGE PAINTING	JEFFERSON	5	0
NJD986645067	JERSEY SHORE UNIVERSITY MEDICAL CENTER	NEPTUNE	13	0
NJD980785257	JET CARE INTERNATIONAL	CEDAR KNOLLS	10	0
NJD002193001	JOHANSON MANUFACTURING CORPORATION	BOONTON	28	0
NJD002159507	JOHN C DOLPH	MONMOUTH JUNCTION	283	0
NJD000729798	JOHNSON & JOHNSON CONSUMER CO INC	SKILLMAN	7	0
NJD000631937	JOHNSON & JOHNSON CONSUMER PRODUCTS CO.	NORTH BRUNSWICK	4	0
NJR000034082	JOHNSON & JOHNSON PRD, LLC	CRANBURY	10	0
NJD980755367	JOHNSON MATTHEY INC.	WEST DEPTFORD	2,835	223
NJD980787220	JPS COLLISION INC.	NEWARK	2	0
NJD002005148	KALAMA CHEMICAL INC.	GARFIELD	6	0
NJD021283148	KALI LABORATORIES	SOMERSET	40	0
NJD002443752	KARNAK CORP.	CLARK	43	0
NJD002148484	KEARFOTT GUIDANCE & NAVIGATION CORPORATI	WEST PATERSON	12	0
NJD053509568	KEARFOTT GUIDANCE AND NAVIGATION CORP	WAYNE	3	0
NJD981142797	KEARNY STEEL CONTAINER CORP.	IRONBOUND	44	0
NJD001308212	KENRICH PETROCHEMICALS, INC.	BAYONNE	23	0
NJ0000903146	KEYSTONE INDUSTRIES	CHERRY HILL	526	0
NJD002342087	KIMBLE GLASS INC.	VINELAND	11	0
NJD013616438	KINDER MORGAN LIQUIDS TERMINALS, LLC	PERTH AMBOY	195	0
NJD982542128	KINDER MORGAN LIQUIDS TERMINALS, LLC	PERTH AMBOY	60	0
NJR000001990	KINDER MORGAN LIQUIDS TERMINALS, LLC	CARTERET		0
NJD002180834	KIRKER ENTERPRISES, INC.	PATERSON		28
NJD058118308	KNOLL PHARMACEUTICAL COMPANY	WHIPPANY		0
NJR000050740	KNOWLTON TWP. BRIDGE PAINTING	KNOWLTON TWP		0
NJR000050757	KNOWLTON TWP. BRIDGE PAINTING	KNOWLTON TWP.		0
NJR000050765	KNOWLTON TWP. BRIDGE PAINTING	KNOWLTON TWP.		0
NJR000050773	KNOWLTON TWP. BRIDGE PAINTING	KNOWLTON TWP.		0
NJD002145118	KOBO PRODUCTS INC	SOUTH PLAINFIELD		0
NJ0000074278	KRAFT FOODS GLOBAL, INC.	EAST HANOVER		0
NJD982275737	KULITE SEMICONDUCTOR PRODUCTS INC.	LEONIA		1
NJD981564099	LABORATORY CORPORATION OF AMERICA	RARITAN		0
NJD045789799	LABORATORY SERVICE, INC.	CARTERET		0
NJD002158418	LAMART CORPORATION	CLIFTON		0
NJD986572097	LAMINA CERAMICS	WESTAMPTON		0
NJR000053959	LANDINGS AT HARBORSIDE, LLC	PERTH AMBOY		0
NJD044358042	LANGER TRANSPORT	JERSEY CITY		0
NJD030248306	LANXESS CORPORATION HALEDON REMEDIATION	HALEDON		0
NJR000028241	LAUREATE PHARMA, INC.	PRINCETON		0
NJ0001005685	LCI COSMETICS INTERNATIONAL	MOUNT OLIVE		0
NJD002337749	THE LEHIGH PRESS, INC.	PENNSAUKEN		0
NJD002325074	LENOX, INCORPORATED D/B/A LENOX CHINA	POMONA		0
NJR000038125	LEXICON PHARMACEUTICALS	PRINCETON		0
NJD981142185	LINDEN BULK TRANSPORTATION CO INC	LINDEN		0

National Biennial RCRA Hazardous Waste Report: Based on 2005 Data

NJD020773099
NJR000015362
NJD075162990
NJR000041541
NJR000041558
NJR000046649
NJR000046656
NJR000046672
NJR000046680
NJR000046698
NJR000046755
NJR000046797
NJR000046805
NJR000046813
NJR000046821
NJR000046839
NJR000046847
NJR000046862
NJR000046870
NJR000046896
NJR000047282
NJR000053215
NJR000053223
NJR000053231
NJR000053249
NJR000053256
NJR000053264
NJR000053272
NJR000054486
NJD062053178
NJR000040329
NJD980650154
NJD001596899
NJD980647135
NJR000053751
NJD981485667
NJ0000061960
NJR000053454
NJD986610285
NJD001367473
NJD081893927
NJD002147023
NJD001213727
NJD087092391
NJD001270859
NJD002452167
NJD002189132
NJD980536593
NJD982721771
NJD068715424

National Biennial RCRA Hazardous Waste Report: Based on 2005 Data

NEW JERSEY

REPORTED RCRA SITES

EPA ID	Site Name	Location City	RCRA Tons Managed
NJD981184773	SMITHS AEROSPACE ACTUATION SYSTEMS, LLC.	WHIPPANY	0
NJD001700707	SOLUTIA INC.	BRIDGEPORT	0
NJD980753875	SOLVAY SOLEXIS, INC.	THOROFARE	678,237
NJD051406346	SONY DADC	PITMAN	0
NJR000049064	SPARTA BRIDGE PAINTING	SPARTA	0
NJR000049072	SPARTA BRIDGE PAINTING	SPARTA	0
NJR000049080	SPARTA BRIDGE PAINTING	SPARTA	0
NJR000049098	SPARTA BRIDGE PAINTING	SPARTA	0
NJD982282451	STATE MEDICAL EXAMINER	NEWARK	0
NJD002011294	STEPAN COMPANY	MAYWOOD	0
NJD041762840	STEPAN COMPANY - FIELDSBORO PLANT	FIELDSBORO	0
NJD002338093	STERLING WINTHROP (STWB, INC.)	TRENTON	0
NJD011420205	STONCOR GROUP, INC.	MAPLE SHADE	0
NJR000032086	STRYKER ORTHOPAEDICS	MAHWAH	0
NJR000032904	SUMMIT PROPERTY COMPANY, LLC	SUMMIT	0
NJD001563147	SUN CHEMICAL	CARLSTADT	0
NJD980650147	SUN CHEMICAL	EAST RUTHERFORD	0
NJD981485642	THE SUNNY DELIGHT BEVERAGES CO.	DAYTON	0
NJD990753162	SUNOCO, INC. (R&M) EAGLE POINT FACILITY	WESTVILLE	0
NJR000031864	SUVEN LIFE SCIENCES USA LLC	MONMOUTH JUNCTION	0
NJD041743220	SWOPE OIL & CHEMICAL COMPANY SITE	PENNSAUKEN	0
NJD002339406	SYBRON CHEMICALS INC.	BIRMINGHAM	0
NJD011614286	SYMRISE INC.	TOTOWA	0
NJD000416396	SYNRAY CORPORATION	KENILWORTH	0
NJD059825513	SYNRAY CORPORATION	KENILWORTH	0
NJD010958742	TAKASAGO INTERNATIONAL CORPORATION	NORTHVALE	0
NJD103729125	TAKASAGO INTERNATIONAL CORPORATION	TETERBORO	0
NJD980526990	TETLP-LINDEN	LINDEN	0
NJD986602043	TEVCO, INC.	SOUTH PLAINFIELD	38
NJD067505958	TEXACO DOWNSTREAM BAYONNE	BAYONNE	0
NJD980526933	TEXAS EASTERN TRANSMISSION LP LAMBERTVIL	LAMBERTVILLE	0
NJD002165140	TINNERMAN PALNUT ENGINEERED PRODS, INC.	MOUNTAINSIDE	0
NJD982740938	TOPPAN PRINTING COMPANY	SOMERSET	0
NJD981134562	TOWNE AUTO RESTORATION LTD.	RANDOLPH	0
NJD980652606	TRENTON DISTRICT OFFICE	EWING	0
NJD057149148	TRI-SEAL INC	FLEMINGTON	0
NJD002144517	TROY CHEMICAL CORPORATION	NEWARK	0
NJD001601152	TUNNEL BARREL & DRUM CO., INC.	CARLSTADT	0
NJR000032680	TYGER SCIENTIFIC INC.	EWING	0
NJ3210020597	U.S. ARMY COMMUNICATIONS ELECTRONI MD	FORT MONMOUTH	0
NJD980652168	U.S. FUJI ELECTRIC, INC.	PISCATAWAY	0
NJD047700711	UMDNJ--NEWARK CAMPUS	NEWARK	0
NJD020775458	UMDNJ-PISCATAWAY CAMPUS	PISCATAWAY	0
NJR000003913	UNIGENE LABORATORIES, INC.	BOONTON	0
NJD001495753	UNILEVER RESEARCH & DEVELOPMENT	EDGEWATER	0
NJD063143754	UNIVAR WOODBRIDGE	AVENEL	0
NJ3210020704	US ARMY , PICATINNY ARSENAL	PICATINNY ARSENAL	12
NJD986582898	US FILTER ELECTROCATALYTIC PRODUCTS	UNION	0
NJD002347565	US PIPE & FOUNDRY CO AN ALABAMA CORP	BURLINGTON	0
NJ1680090015	USEPA EDISON FACILITY	EDISON	0
NJD986633766	USI OF NJ, L.P.	FRANKLIN	0
NJD049487887	USR OPTONIX INC	HACKETTSTOWN	0
NJD986572352	UTC FORMER BELVIDERE PLANT	BELVIDERE	0
NJD056716285	UTZ TECHNOLOGIES, INC.	CLIFTON	0
NJ0000202655	UWNJ HAWORTH WATER TREATMENT PLANT	HAWORTH	0
NJR000025569	V & S AMBOY GALVANIZING, LLC	PERTH AMBOY	0
NJD000767947	VALERO L.P. PAULSBORO TERMINAL	PAULSBORO	0
NJD002342426	VALERO REFINING COMPANY - NEW JERSEY	PAULSBORO	0

National Biennial RCRA Hazardous Waste Report: Based on 2005 Data

NEW JERSEY

REPORTED RCRA SITES

EPA ID	Site Name	Location City	RCRA Tons Generated	RCRA Tons Managed
NJR000033019	VAN HYDRAULICS	PERTH AMBOY	14	0
NJD990753493	VANGUARD RESEARCH INDUSTRIES INC.	SO. PLAINFIELD	21	0
NJD020771648	VERIZON CENTER	BASKING RIDGE	2	0
NJD002482545	VIKING YACHT CO. INC	NEW GRETN	67	0
NJD982276578	VINELAND CHEMICAL SUPERFUND PROJECT	VINELAND	6,039	0
NJD086435070	VWR INTERNATIONAL	BRIDGEPORT	14	0
NJD986575074	VYTERIS INC	FAIR LAWN	3	0
NJR000052001	WANAQUE BRIDGE PAINTING	WANAQUE	8	0
NJD980773113	WARNER LAMBERT COMPANY LLC	MORRIS PLAINS	42	0
NJR000052019	WAYNE BRIDGE PAINTING	WAYNE	21	0
NJD986649564	WEBTECH INC	ROBBINSVILLE	41	0
NJD986620995	WELSBACH-GGM SUPERFUND SITE	GLOUCESTER CITY	4,347	0
NJD001230762	WEST-WARD PHARMACEUTICAL CORP.	EATONTOWN	18	0
NJD002170702	WHEELLOCK INC	LONG BRANCH	3	0
NJD047501457	WILLIAM VALLIER	AVENEL	317	0
NJR000019943	WORTHINGTON BIOCHEMICAL CORP	LAKEWOOD	41	0
NJD981077241	WYCKOFF CLEANERS INC	WYCKOFF	4	0
NJD980753842	WYETH RESEARCH	MONMOUTH JUNCTION	37	0
NJD981567035	XENOBIOTIC LABORATORIES, INC.	PLAINSBORO	4	0
NJD986639078	ZEUS INDUSTRIAL PRODUCTS, INC.	RARITAN	34	0
NJD001212695	ZINSSER CO., INC.	SOMERSET	18	0
NJD002149789	ZINSSER CO., INC.	NEWARK	47	0
NJR000030924	ZINSSER CO., INC.	SOMERSET	21	0

EPA ID

NMD986684207 ALBUQUERQUE REFINED PRODUCTS TERMINAL
NMD000333559 BJ CHEMICAL SERVICES, AKA UNICHEM
NMR000009191 CABOT CORPORATION
NM7572124454 CANNON AIR FORCE BASE NM
NMD982306110
NMD982552945
NMD360010029
NMD980507958
NMD042992230
NMD980744551
NMR000002816
NMD052684578
NMD000333211
NMD089416416
NM6572124422
NMR000010595
NMD000610303
NMD000609339
NM9570024423
NMD007109234
NM8800019434
NMD048918817
NMD075088252
NM0000196519
NMR000010082
NMD089411292
NMD035806405
NMD360010292
NMR000002394
NMD002208627
NMD986676955
NMD000804294
NMD980698849
NMD030434567
NM5890110518
NMD061268819
NMR000000216
NM0890010515
NMD980621197
NM4890139088
NM4213720101
NM2750211235
NMD986670305

National Biennial RCRA Hazardous Waste Report: Based on 2005 Data

NYR000129205
NYR000131730
NYR000089011
NYD001220979
NYR000043471
NYD002127124
NYR000131292
NYR000103366
NYR000130039
NY0570024273
NYD002038040
NYD077508091
NYD144518081
NYR000130161
NYR000131847
NYD986909026
NYD082754664
NYD072366453
NYD980784664
NYD075801746
NYD079692117
NYD002040921
NYD043835081
NYD982181521
NYR000043760
NYD056301104
NYD986944973
NYD987021391
NYD020662169
NYD987027646
NYR000025189
NYR000098756
NYR0001 060.00 -10.08 TD(NTD(NYR000098756) Tj0.020 3835081) Tj0.00 -10.100 -10.08 TD(NYD0796921GR000098756) Tj0.00 -12s5AT0662169
NYD00 -10.100 -10.53673-10.12 TD(NYD987021391) Tjj019-10.08 TD(NYD082754664) Tj155578-10.08 TD(NYR086909026) Tj0.0703835081

National Biennial RCRA Hazardous Waste Report: Based on 2005 Data

NEW YORK

REPORTED RCRA SITES

EPA ID	Site Name	Location City	RCRA Tons Generated	RCRA Tons Managed
NYD002238582	ANOPLATE CORPORATION	SYRACUSE	376	219
NYR000044446	API HEAT TRANSFER, AIRTECH DIVISION	ARCADE	23	0
NYD002220804	ARCH CHEMICALS, INC.	ROCHESTER	232	0
NYD002218436	ARKEMA INC.	PIFFARD	643	17
NYD043812437	ARO CORPORATION	CHEEKTOWAGA	2	0
NYD980753792	ARROW LOCK CORPORATION	BROOKLYN	341	0
NYD020589693	ARTHUR KILL LIFT BRIDGE	STATEN ISLAND	25	0
NYD000688630	ASHLAND DISTRIBUTION	TONAWANDA	18	0
NYD049253719	ASHLAND DISTRIBUTION CO	BINGHAMTON	0	0
NYR000131268	ASTORIA ENERGY LLC AT THE CONSOLIDATED	ASTORIA	803	0
NYD049199581	ASTRO ELECTROPLATING, INC	FARMINGDALE	127	0
NYR000122218	ASTRO ELECTROPLATING, INC	BAY SHORE	4,043	3,943
NYR000118422	ATLAS PARK	GLENDALE	1,561	0
NYD077304400	AUBURN CORRECTIONAL FACILITY	AUBURN	4	0
NYD000368423	AUBURN TECHNOLOGY, INC.	AUBURN	149	0
NYD986953412	AUGUST C. STIEFEL RESEARCH INSTITUTE	OAK HILL	15	0
NYD001483494	AVON PRODUCTS, INC.	SUFFERN	46	0
NYD002038453	AWARD PACKAGING CORP.	GARDEN CITY	31	0
NYD987039203	BAB RADIOLOGICAL	HUNTINGTON	22	0
NYD987026556	BAB RADIOLOGY	HAUPPAUGE	12	0
NYR000020859	BAB RADIOLOGY	E NORTHPORT	13	0
NYD002235182	BAE SYSTEMS CONTROLS	JOHNSON CITY	7	3
NYR000130872	BALL PUMP STATION AND TANKS	AMHERST	6	0
NYD001291921	BARKER BROTHERS	RIDGEWOOD	29	0
NYR000024935	BARNARD COLLEGE	NEW YORK	0	0
NYD044837086	BARR LABORATORIES, INC.	POMONA	49	0
NYD093249688	BASF CORPORATION	RENSSELAER	7,520	0
NYD987030046	BATHGATE INDUSTRIAL PARK	BRONX	6	0
NYD002207751	BAUSCH & LOMB, INCORPORATED	ROCHESTER	11	0
NYD050275627	BAYER HEALTHCARE, LLC	TARRYTOWN	2	0
NYD002920312	BAYER MATERIALSCIENCE LLC	HICKSVILLE	3	0
NYD982270308	BEARER EAST INC./ NEW YORK EMULSIONS	UTICA	56	0
NYD986882173	BEDFORD HILLS CORRECTIONAL FACILITY	BEDFORD HILLS	1	0
NYD000707810	BELLEVUE HOSPITAL CENTER	NEW YORK	30	0
NYR000126144	BENCHMARK PRINTING, INC.	SCHENECTADY	14	0
NYD986899045	BENJAMIN MOORE & CO.	JOHNSTOWN	77	0
NYR000132092	BERN ASSOC.	LONG ISLAND CITY	120	0
NYD152641270	BETH ISRAEL MEDICAL CENTER	NEW YORK	14	0
NYD986876621	BEYER GRAPHICS INC	COMMACK	11	0
NYR000110049	BEYOND SIGNS INC	WOODSIDE	10	0
NYD002119824	BFG ELECTROPLATING AND MANUFACTURING CO.	HAMBURG	25	0
NYD000697821	BIG APPLE HYUNDAI	BRONX	7	0
NYD071600100	BINGHAMTON UNIVERSITY	BINGHAMTON	9	0
NYD049835507	BIOCONVERGENCE, INC.	NIAGARA FALLS	3	0
NYD002221919	BLACK & DECKER (U.S.), INC.	BROCKPORT	14	0
NY0000083162	BMR LANDMARK @ EASTVIEW	TARRYTOWN	5	0
NY0001007236	BOMBARDIER TRANSPORTATION, (PLATTSBURGH)	PLATTSBURGH	8	0
NYD986912905	BONCRAFT PRINTING GROUP	ORCHARD PARK	10	0
NYR000088922	BONIDE PRODUCTS, INC.	ORISKANY	4	0
NYP000958694	BOUCHARD TRANSPORTATION (BARGE B NO 35)	NEWBURGH	2	0
NYD000632018	BP PRODUCTS NORTH AMERICA	BROOKLYN	17	0
NYD986946671	BP SS# 60283	STATEN ISLAND	24	0
NYD001315209	BRISTOL-MYERS SQUIBB COMPANY	GARDEN CITY	1	0
NYD002230902	BRISTOL-MYERS SQUIBB COMPANY	EAST SYRACUSE	1,336	933
NYD063864656	BROOKDALE UNIVERSITY HOSPITAL	BROOKLYN	3	0
NY7890008975	BROOKHAVEN NATIONAL LABORATORY	UPTON	80	0
NYR000064295	BROOKLYN COMMONS	BROOKLYN	19	0
NYD981078058	BROOKLYN NAVY YARD	BROOKLYN	1	0

National Biennial RCRA Hazardous Waste Report: Based on 2005 Data

NEW YORK

REPORTED RCRA SITES

EPA ID	Site Name	Location City	RCRA Tons Generated	RCRA Tons Managed
NY000001107	BROOKLYN NAVY YARD COGENERATION PLANT	BROOKLYN	8	0
NYD000692475	BUCKEYE TERMINALS LLC-VESTAL	VESTAL	9	0
NYR000130971	BUFFALO CHINA, INC.	BUFFALO	7	0
NYD097643738	BUFFALO SEWER AUTHORITY WASTEWATER TREAT	BUFFALO	5	0
NYD002229912	BURROWS PAPER CORPORATION	LITTLE FALLS	2	0
NYD002259240	BURROWS PAPER CORPORATION	LYONS FALLS	6	0
NYD065946642	BURTON INDUSTRIES INC	NORTH BABYLON	12	0
NYD981134620	BUSH INDUSTRIES INC.	JAMESTOWN	5	0
NYD981079957	BUSY BEE CLEANERS	ROCKVILLE CENTRE	5	0
NYD064337298	C & D TECHNOLOGIES, INC	HUGUENOT	40	0
NYD002242303	C.A. REEVE PAINT CO. INC.	SYRACUSE	9	0
NYD063784797	C.R. BARD, INC.	QUEENSBURY	64	0
NYR000133934	CACTUS RESORT PROPERTIES, INC.	NEW WINDSOR	5	0
NYD987027232	CADDELL DRY DOCK & REPAIR COMPANY, INC	STATEN ISLAND	5	0
NYD002242006	CAMILLUS CUTLERY COMPANY	CAMILLUS	13	0
NY0000017186	CANARSIE SERVICE STATION	BROOKLYN	3	0
NYD002033108	CDC PRODUCTS	NEW HYDE PARK	19	0
NYD080336241	CECOS INTERNATIONAL, INC.	NIAGARA FALLS	59	0
NYD982534190	CELLO-PACK CORPORATION	BUFFALO	114	86
NYD000705905	CENTRAL HUDSON GAS & ELECTRIC CORP.	HIGHLAND	7	0
NYD127325405	CENTRAL HUDSON GAS & ELECTRIC CORP.	NEWBURGH	4	0
NYD002066173	CERAMTEC OR CERAMASEAL	NEW LEBANON	81	0
NYR000069955	CERTIFIED TRAFFIC CONTROLLERS INC.	ANDOVER	10	0
NYR000133769	CGS BUILDER	BROOKLYN	354	0
NYD986928208	CGTC - DUNDEE COMPRESSOR STATION	ROCK STREAM	4	0
NYD082785429	CHEMICAL POLLUTION CONTROL	BAY SHORE	0	0
NYP000959510	CHEMICAL POLLUTION CONTROL OF NEW YORK	MATTITUCK	20	0
NYD050420512	CHEMPRENE INC.	BEACON	18	2
NYD987017142	CHERRYLANE LITHOGRAPHING	PLAINVIEW	9	0
NYD002242501	THE CHIMNEYS (A.K.A CHIMEY'S PLAZA)	EAST SYRACUSE	13	0
NYD046337549	CHROMALLOY NEW YORK	ORANGEBURG	80	5
NYD000818419	CIBA SPECIALTY CHEMICALS CORPORATION	QUEENSBURY	0	0
NYD980774806	CIBA SPECIALTY CHEMICALS CORPORATION	TARRYTOWN	22	0
NYD981130032	CINTAS	ROCHESTER	2	0
NYR000133611	CITIFINANCIAL	GASPORT	10	0
NYD981487226	CITY COLLEGE - CUNY	NEW YORK	2	0
NYR000126524	CITY OF NEW YORK	BROOKLYN	29	0
NYD980785190	CLARKSON UNIVERSITY	POTSDAM	3	0
NYD982722712	CLINTON CORRECTIONAL FACILITY	DANNEMORA	3	0
NYR000133066	CLINTON GREEN	NEW YORK	661	0
NYD065968786	COLD SPRING HARBOR LABORATORY	COLD SPRING HARBOR	4	0
NYD002084721	COLONIE FUSRAP	ALBANY	7,605	0
NYD980534192	COLUMBIA UNIVERSITY	NEW YORK	36	0
NYD980768626	COLUMBIA UNIVERSITY - LAMONT DOHERTY	PALISADES	7	0
NYD048779326	COLUMBIA UNIVERSITY MEDICAL CENTER	NEW YORK	20	0
NYD980593636	CON EDISON - ASTORIA	LONG ISLAND CITY	0	0
NYD982721649	CONCEPT PACKAGING INC	NEWBURGH	12	0
NYD003925070	CONCORD ELECTRONICS CORPORATION	NEW YORK	46	42
NY0000990861	CONFORT & COMPANY	LONG ISLAND CITY	36	9
NYD986870558	CONKLIN LIMITED	SYRACUSE	77	0
NYD072367980	CONCOPHILLIPS RIVERHEAD TERMINAL	RIVERHEAD	5	0
NYR000135780	CONTRACT PHARMACEUTICALS LIMITED NIAGARA	BUFFALO	6	0
NYD002227973	COOPER CROUSE-HINDS, LLC	SYRACUSE	80	0
NYR000125492	COOPER WIRING DEVICES	LONG ISLAND CITY	4	0
NYD000810986	CORNELL UNIVERSITY ENVIRONMENTAL HEALTH	ITHACA	79	0
NYD067919183	CORNING INC-SULLIVAN PARK FACILITY	PAINTED POST	68	0
NYD000824367	CORNING INC. SPECIALITY PHOTONIC MATERIA	CORNING	19	0
NYD001307735	CORNING INCORPORATED DECKER BUILDING	CORNING	1,373	0

National Biennial RCRA Hazardous Waste Report: Based on 2005 Data

EPA ID	Site Name	
NYD000824359	CORNING, INC. - STEUBEN PLANT	CORNING
NYD042352658	CORNING, INCORPORATED, CANTON PLANT	CANTON
NYD013250618	COYNE TEXTILE SERVICES	SYRACUSE
NYR000020941	COYNE TEXTILE SERVICES	BUFFALO
NYR000027169	CREATIVE BATH PRODUCTS, INC	CENTRAL ISLIP
NY0000096131	CROMPTON CORPORATION	TARRYTOWN
NYD055961361	CROSMAN CORPORATION	EAST BLOOMFIELD
NYP000916239	CROWN LEATHER/USEPA	JOHNSTOWN
NYD071596449	CRUCIBLE SPECIALTY METALS	SOLVAY
NYD002214740	CRYOVAC	GATES
NYD000810952	CSX TRANSPORTATION, INC.	BUFFALO
NYP000958108	CSX TRANSPORTATION, INC.	WATERTOWN
NYR000131318	CSX TRANSPORTATION, INC.	BUFFALO
NYD074333501	CUNY BROOKLYN COLLEGE	BROOKLYN
NYD089726889	CUNY QUEENS COLLEGE	FLUSHING
NYD002085462	CUSTOM ELECTRONICS, INC.	ONEONTA
NYR000113563	CVS PHARMACY #0731	SARATOGA SPRINGS
NYR000113530	CVS PHARMACY #1192	HOLBROOK
NYR000074781	CVS PHARMACY #1222	DEER PARK
NYR000095745	CVS PHARMACY #2225	NESCONSET
NYR000125542	CVS PHARMACY #2305	MILLER PLACE
NYR000121202	CVS PHARMACY #3099	BAY SHORE
NYR000103044	CVS PHARMACY #5046	CLIFTON PARK
NYR000061002	CVS PHARMACY #5057	MILLERTON
NYD986965226	CVS PHARMACY #5063	EAST HAMPTON
NYR000122614	CVS PHARMACY #5191	SHIRLEY
NYR000081745	CVS PHARMACY #5357	HOPEWELL JUNCTION
NYR000059410	CVS PHARMACY #6026	RIVERHEAD
NYD049836679	CWM CHEMICAL SERVICES, LLC	MODEL CITY
NYD096297544	CYTEC OLEAN INC	OLEAN
NYR000115816	CYTOPATH BIOPSY LABORATOR (CBLPATH INC.)	MAMARONECK
NYD986960359	D.W. HABER & SON. INC.	BRONX
NYD071476519	DAEMEN COLLEGE	AMHERST
NYR000030627	DATEWEISER FURNITURE CORP.	BUFFALO
NYD002050177	DAYTON T. BROWN, INC	BOHEMIA
NYR000103564	DC GRAPHICS INC.	FARMINGDALE
NYD045658333	DECORATIVE INDUSTRIES	SLOATSBURG
NYD001293166	DEL LABORATORIES, INC	FARMINGDALE
NYD981877004	DELPHI CORP	W HENRIETTA
NYD002215234	DELPHI CORP.	ROCHESTER
NYD002126852	DELPHI CORPORATION - LOCKPORT COMPLEX	LOCKPORT
NYD096935077	DELUXE PACKAGING CORP	SAUGERTIES
NYD981185200	DEPARTMENT OF HEALTH AND MENTAL HYGIENE	NEW YORK
NYR000132464	DERMPATH DIAGNOSTICS	PORT CHESTER
NYR000124198	DEUTSCHE BANK	NEW YORK
NYD067902304	DIAMOND PACKAGING CORPORATION	ROCHESTER
NYD067532580	DIAZ CHEMICAL	HOLLEY
NYD980651210	DIELECTRIC LABORATORIES, INC.	CAZENOVIA
NYD986867778	DINAIRE LLC	BUFFALO
NYR000132100	DIX HILLS WATER DISTRICT	DIX HILLS
NYD981566383	DOMINION TRANSMISSION, INC.	MARIETTA
NYD981872278	DOMINION TRANSMISSION, INC. BORGER STATI	ITHACA
NYR000036012	DOMINION TRANSMISSION, INC. GENESEE FALL	GENESEE FALLS
NYR000038109	DOMINION TRANSMISSION, INC. SILVER SPRIN	SILVER SPRINGS
NYD041427808	DOUGLAS J. MARQUES INC.	DEER PARK
NYD980769848	DRS EW AND NETWORK SYSTEMS, INC.	BUFFALO
NYR000130716	DUNK & BRIGHT WAREHOUSE	SYRACUSE
NYD000339176	DUNMORE CORPORATION	BRROANSMISGS

National Biennial RCRA Hazardous Waste Report: Based on 2005 Data

EPA ID	Site Name	Location
NYD002123503	DUPONT NIAGARA	NIAGARA FALLS
NYD002103216	DUREZ CORPORATION	NIAGARA FALLS
NYD980592612	DYNEGY DANSKAMMER GENERATING STATION	NEWBURGH
NYD000799122	DYNO NOBEL INC.	ULSTER PARK
NYD987004835	E-Z-EM INC	WESTBURY
NYD002056943	E.C. SUMEREAU & SONS INC	HUNTINGTON STATION
NYD002103513	E.I. DUPONT DE NEMOURS & CO.	TOWN OF TONAWANDA
NYD980592497	EASTMAN KODAK CO	ROCHESTER
NYR000107656	EASTMAN KODAK CO. - KODAK MANITOU FAC.	ROCHESTER
NYD000809327	EASTMAN KODAK COMPANY - ELMGROVE PLANT	ROCHESTER
NYD980784680	EASTMAN KODAK COMPANY - KODAK OFFICE	ROCHESTER
NY0000330118	ECOLOGY AND ENVIRONMENT, INC.	LANCASTER
NYD986948149	EL DUPONT DE NEMOURY & CO/C/O EXEL	LOCK PORT
NYD067905752	ELDERLEE, INC.	OAKS CORNERS
NYD001612423	ELDRE CORPORATION	ROCHESTER
NYD013415849	ELECTRONIC DEVICES INC.	YONKERS
NYD982723306	ELMIRA CORRECTIONAL FACILITY	ELMIRA
NYR000054387	EMISPHERE TECHNOLOGIES, INC	TARRYTOWN
NYR000134908	EMJAY BLVD ELEVATED TANK	BRENTWOOD
NYR000134734	EMPIRE METAL FINISHING INC.	ASTORIA
NYD001233113	EMPIRE STATE VARNISH CO., INC	BROOKLYN
NYR000109298	ENDICOTT INTERCONNECT TECHNOLOGIES, INC.	ENDICOTT
NYD001221142	ENGELHARD CORPORATION LABORATORIES	OSSINING
NYD046341400	ENGELHARD CORPORATION-PEARL OPERATIONS	BUCHANAN
NYD000765073	ENTERGY NUCLEAR FITZPATRICK STATION, LLC	LYCOMING
NYD085503746	ENTERGY NUCLEAR INDIAN POINT 3, LLC	BUCHANAN
NYD982791188	ENVIRONMENTAL TESTING LABS	FARMINGDALE
NYD001212752	EON LABS INC.	LAURELTON
NYD091581868	EPNER TECHNOLOGY INC	BROOKLYN
NYR000126201	ERIE VO-VO INC	WHITESBORO
NYD002227080	ESCO TURBINE TECHNOLOGIES - SYRACUSE	CHITTENANGO
NYR000117598	EXCEL PRECISION, INC.	WEST SENECA
NYD002011450	EXCELSIOR PACKAGING GROUP	YOUNKERS
NYR000007963	EXEL/WAL-MART RETURN CENTER 9196	JOHNSTOWN
NYD093248698	EXXON MOBIL ALBANY TERMINAL	ALBANY
NYD081904872	EXXON MOBIL NEWBURGH TERMINAL	NEW WINDSOR
NYD000824516	EXXON MOBIL PORT MOBIL TERMINAL	STATEN ISLAND
NYD986955912	EXXONMOBIL AVIATION	WHITE PLAINS
NYD986980340	EXXONMOBIL OIL CORPORATION 15026	CONGERS
NYD000708040	EXXONMOBIL OIL CORPORATION 31-054	OGDENSBURG
NYR000126516	FARMIS INC. DBA UNITED BIOCHEMICALS	SANBORN
NYD097649016	FERRO ELECTRONIC MATERIAL SYST	NIAGARA FALLS
NYD000765024	FERRO ELECTRONIC MATERIALS	PENN YAN
NYD000343558	FIBERMARK NORTH AMERICA	LOWVILLE
NYD002100568	FLEXO TRANSPARENT, INC.	BUFFALO
NYR000128181	FLOW-TECH INCORPORATED	BUFFALO
NYR000063305	FLOWER CITY PRINTING INC.	ROCHESTER
NYD002126845	FMC CORPORATION- MIDDLEPORT, NY	MIDDLEPORT
NYD071474639	FORD MOTOR COMPANY BUFFALO STAMPING PLAN	BUFFALO
NYD115502858	FORDHAM UNIVERSITY	BRONX
NYR000007765	FOREST LABORATORIES, INC,	FARMINGDALE
NYD001288281	FOREST LABORATORIES, INC.	INWOOD
NYD981561046	FOREST LABORATORIES, INC.	COMMACK
NY0001817097	FORMER ANACONDA WIRE AND CABLE PLANT SIT	HASTINGS ON HUDSON
NYR000054411	FORMER ROWE INDUSTRIES SUPERFUND SITE	SAG HARBOR
NYR000003590	FORSYTHE COSMETICS	INWOOD
NYD986925782	FR CHEMICAL INC	MT VERNON
NYD982792814	FRANK'S VACUUM TRUCK SERVICE, INC	NIAGARA FALLS

National Biennial RCRA Hazardous Waste Report: Based on 2005 Data

NEW YORK

REPORTED RCRA SITES

EPA ID	Site Name	Location City	RCRA Tons Managed	
NYD002227643	FRAZIER INDUSTRIAL COMPANY	WATERLOO	10	0
NYD981568322	FRESH MEADOWS - NEW YORK DRY CLEANERS	FRESH MEADOWS	1	0
NYD002238863	G.C. HANFORD MANUFACTURING COMPANY	SYRACUSE	9	0
NYD002217834	G.W. LISK COMPANY INC.	CLIFTON SPRINGS	23	7
NYD002210920	GARLOCK SEALING TECHNOLOGIES, LLC	PALMYRA	116	0
NYD077499515	GARRETT AVIATION SERVICES	RONKONKOMA	14	0
NYD066832023	GE NORYL, LLC	SELKIRK	2,086	69
NYD002080034	GE SILICONES	WATERFORD	50,037	18,014
NYR000117705	GE SILICONES - TARRYTOWN	TARRYTOWN	7	0
NYD982278764	GE TRANSPORTATION ENGINE SYSTEMS	LATHAM	21	0
NYD987031499	GEI INTERNATIONAL, INC.	EAST SYRACUSE	6	0
NYD001527688	GENERAL BEARING CORPORATION	WEST NYACK	13	0
NYD002080075	GENERAL ELECTRIC - HUDSON FALLS	HUDSON FALLS	3	0
NYD002231272	GENERAL ELECTRIC CO.	AUBURN	30	0
NYD093256063	GENERAL ELECTRIC CO. - CPQP	FORT EDWARD	34	0
NYD002084135	GENERAL ELECTRIC COMPANY	SCHENECTADY	68	0
NYD071094197	GENERAL ELECTRIC GLOBAL RESEARCH CENTER	NISKAYUNA	157	0
NYD980648612	GENERAL ELECTRIC MOREAU SUPERFUND SITE	SOUTH GLENS FALLS	3	0
NYD001230341	GENERAL GALVANIZING SUPPLY CO INC	BRONX	28	0
NYD982730632	GENERAL GALVANIZING SUPPLY CO INC	BRONX	5	0
NYD002207256	GENERAL PLATING,LLC	ROCHESTER	39	12
NYD982721656	GENERAL SUPER PLATING CO., INC.	EAST SYRACUSE	208	0
NY0000110247	GENESCO INC, SITE 11530	GARDEN CITY PARK	0	0
NYD002207520	GENESEE VALLEY METAL FINISHING	ROCHESTER	12	0
NYR000134965	GENEVA PALMYRA MGP	PALMYRA	5	0
NYD002050110	GENZALE PLATING	FRANKLIN SQUARE	555	0
NYR000053454	GENZYME GENETICS	NEW YORK	29	0
NYD982532251	GEORGE INDUSTRIES	ENDICOTT	12	0
NYD981182280	GEORGE WASHINGTON BRIDGE AND BUS STATION	NEW YORK	2,548	0
NYD054067756	GEORGIA-PACIFIC CORPORATION	WARWICK	68	58
NYD002211019	GERMANOW-SIMON CORP	ROCHESTER	4	0
NYD013726443	GIBALTAR INDUSTRIES	BUFFALO	8	0
NYR000101865	GIVAUDAN FRAGRANCES CORPORATION	NEW YORK	4	0
NYD981134711	GJC LTD INC WILSON ELECTROPLATING COMPAN	BINGHAMTON	4	0
NYD002205755	GLEASON WORKS	ROCHESTER	36	1
NYR000081174	THE GLIDDEN COMPANY DBA ICI PAINTS	LATHAM	1	0
NYD002127157	GM POWERTRAIN TONAWANDA ENGINE	BUFFALO	2	0
NYR000101543	GOODRICH CORPORATION	ROME	49	0
NYD002123495	THE GOODYEAR TIRE & RUBBER COMPANY	NIAGARA FALLS	44(0) Tj0.00 (8) Tj0.00	-10.08 TD
NYD986871432	GOTHAM INK CORPORATION	STONY POINT	5	0
NYD002225100	GOULDS PUMPS INC	SENECA FALLS		0
NYR000131516	GOWANDA DAY HABILITATION CENTER	GOWANDA		0
NYD990880577	GRAHAM CORP	BATAVIA		0
NYD065945495	GRAPHICS OF PECONIC	RIVERHEAD		0
NYD981494834	GREATBATCH, INC.	CHEEKTOWAGA		0
NYR000122580	GREATBATCH, INC.	ALDEN		0
NYD058650102	GREATBATCH, LTD.	CLARENCE		0
NYD099340408	GREIF INDUSTRIEL PACKAGING AND SERVICES	TONAWANDA		0
NYD981081011	GSF ENERGY, LLC	STATEN ISLAND		0
NYR000122879	GUARANTEED RETURNS	HOLBROOK		0
NYD002206399	THE GUNLOCKE COMPANY	WAYLAND		0
NYD002229326	H. M. QUACKENBUSH	HERKIMER		0
NYD982283053	H2M LABORATORIES, INC.	MELVILLE		0
NYD002241982	HADCO CORPORATION - OWEGO	OWEGO		0
NYD002020758	HARD CHROME ELECTRO PROCESSING CORP	BROOKLYN		0
NYD002234003	HARDEN FURNITURE, INC.	MC CONNELLSVILLE		0
NYD980646103	HARDINGE INC.	ELMIRA		28
NYD184112241	HARLEM HOSPITAL CENTER	NEW YORK		0

National Biennial RCRA Hazardous Waste Report: Based on 2005 Data

NEW YORK

REPORTED RCRA SITES

EPA ID	Site Name	Location City	RCRA Tons Generated	RCRA Tons Managed
NYR000132514	HARMONY MILLS	COHOES	3	0
NYR000132704	HARRIS HILL ELEMENTARY SCHOOL	PENFIELD	10	0
NYR000108704	HARTCROM INC.	WATERVLIET	98	0
NYD020672374	HARTWICK COLLEGE	ONEONTA	1	0
NYR000130849	HAUPTMAN-WOODWARD MEDICAL RESEARCH INSTI	BUFFALO	1	0
NYD042569079	HENKEL CORPORATION	OLEAN	69	6
NYD046882247	HESS RENSSELAER TERMINAL	RENSSELAER	2	0
NY000005632	HESS STATION 32307	MAMARONECK	3	0
NYD986956837	HESS STATION 32362	RIVERHEAD	1	0
NYR000043646	HESS STATION 32365	MEDFORD	2	0
NYD986981017	HESS STATION 32415	SLINGERLANDS	1	0
NYD046178075	HEXAGON LABORATORIES	BRONX	2,185	0
NYR000074187	HEXION SPECIALITY CHEMICALS, INC.	SOUTH GLENS FALLS	6	0
NY0000962209	HI LITE MARKINGS	ADAMS CENTER	12	0
NYD980762835	HIGH PURITY TECHNOLOGY INC	POUGHKEEPSIE	0	0
NYD987000270	HITEMCO DIVISON OF BARSON COMPOSTIES COR	OLD BETHPAGE	32	0
NYR000134825	HONEYWELL BUILDING SOLUTIONS	ALBANY	1	0
NYD002081230	HONEYWELL FRICTION MATERIALS	GREEN ISLAND	229	0
NYD000632315	HONEYWELL INC. BUFFALO RESEARCH LABORATO	BUFFALO	78	0
NYD002244945	HONEYWELL INTERNATIONAL INC.	SOLVAY	31	0
NYD002114924	HOPE'S WINDOWS, INC.	JAMESTOWN	27	19
NY0214020281	HQ 10TH MTN DIV & FORT DRUM	FORT DRUM	71	0
NYR000139238	HUDSON RIVER PARK PIER 84 AT44TH STREET	NEW YORK	76	0
NYD068211291	HUNTER COLLEGE	NEW YORK	8	0
NYD064749732	HUNTINGTON MEDICAL GROUP, P.C.	HUNTINGTON STATION	8	0
NYR000002584	HUNTSMAN ADVANCED MATERIALS AMERICAS INC	BREWSTER	7	0
NYD002090991	HYDRO ALUMINUM DR	ELLENVILLE	457	0
NYD080480734	IBM CORPORATION	POUGHKEEPSIE	833	0
NYD986884997	IBM CORPORATION	SOMERS	2	0
NYD000707901	IBM CORPORATION - EAST FISHKILL FACILITY	HOPEWELL JUNCTION	885,530	881,944
NYD084006741	IBM THOMAS J. WATSON RESEARCH CENTER	YORKTOWN HEIGHTS	22	0
NYD055274930	ICM CORP	CICERO	14	0
NYD108618745	IIMAK	AMHERST	218	61
NYR000079434	IMAGING AND SENSING TECHNOLOGY CORP.	HORSEHEADS	4	0
NYD002227296	INDIUM CORPORATION OF AMERICA	UTICA	19	0
NYD980790042	INDIUM CORPORATION OF AMERICA	CLINTON	6	0
NYD001306547	INDUSTRIAL ACOUSTICS COMPANY, INC.	THE BRONX	3	0
NYD981568280	INDUSTRIAL PAINT SERVICES CORP.	OWEGO	1	0
NYD987009214	INSL-X PRODUCTS CORPORATION	STONY POINT	333	0
NYD078722279	INSTITUTE FOR CANCER PREVENTION	VALHALLA	11	0
NYD085503894	INSTRUMENTATION LABORATORY	ORANGEBURG	15	0
NYD987036290	INTEGRATED DIE MANUFACTURING FACILITY	PAINTED POST	1,652	0
NYD000517151	INTERNATIONAL PAPER COMPANY	CORINTH	3	0
NYD980593024	INTERNATIONAL WIRE GROUP, INC.	CAMDEN	25	0
NYD981134000	INTERSTATE BRANDS CORPORATION	BUFFALO	3	0
NYR000103515	ISLECHEM, LLC	GRAND ISLAND	19	0
NYD175773779	ISOICHEM INC.	LOCKPORT	888	0
NYD981138688	JACOBI MEDICAL CENTER	BRONX	3,435	0
NYD002115152	JAMESTOWN ELECTRO PLATING WORKS, INC.	JAMESTOWN	16	0
NYD021745179	JASCO HEAT TREATING, INC.	FAIRPORT	37	0
NYR000102384	JASCO INDUSTRIES, INC.	CENTRAL ISLIP	11	0
NYR000066035	JC SOLUTION,INC	PORT WASHINGTON	59	0
NYD981485998	JIP ENTERPRISES INC.D/B/A COLONY CLEANER	PATCHPGUE	7	0
NYR000130542	JOHN P LARKIN BUILDING 406	PLATTSBURGH	2	0
NYD068296839	JOS. H. LOWENSTEIN & SONS, INC.	BROOKLYN	9	0
NYR000133363	JTR COLLEGE POINT	COLLEGE POINT	855	0
NY5890008993	KAPL, INC.- KESSELRING SITE	W MILTON	27	0
NY6890008992	KAPL, INC.- KNOLLS SITE	NISKAYUNA	4	0

NYD982278160
NYD094407822
NYD003959251
NYD980648232
NYD000706044
NYD006978795
NYD006866008
NYD980648174
NY0000885947
NYR000072447
NYD980648190
NY0000885939
NYD986889400
NYD002112399
NYD055272942
NYD041848334
NYR000132779
NYD986888758
NYD001535103
NYD002056679
NYD986978518
NYR000103259
NYR000127654
NYD982725699
NYD987020344
NYD074034141
NYD987000395
NYR000035220
NYD002076073
NYD095586376
NYD059352732
NYD053723094
NYD002034957
NYR000133827
NYR000081992

National Biennial RCRA Hazardous Waste Report: Based on 2005 Data

NEW YORK

REPORTED RCRA SITES

EPA ID	Site Name	Location City	RCRA Tons Generated	RCRA Tons Managed
NYD982791840	MERRICK GOLF COURSE	MERRICK	3	0
NYD986870103	METAL CONTAINER CORPORATION	NEW WINDSOR	15	0
NYD001618313	METAL CRAFTERS, INC	RONKONKOMA	4	0
NYD067902551	METRO CIRCUITS, DIV OF PJC TECHNOLOGIES	ROCHESTER	96	0
NYD084006477	METRO NORTH RAILROAD - HARMON YARD	CROTON ON HUDSON	10	0
NYD987031655	METRO NORTH RAILROAD HARLEM LINE ROW & N	NEW YORK	22	0
NYD987031663	METRO NORTH RAILROAD- HUDSON & BEACON LI	TARRYTOWN	6	0
NYD981179773	METRO NORTH RAILROAD-GRAND CENTRAL TERMI	NEW YORK	8	0
NYD986941060	METRO NORTH RAILROAD-MOTT HAVEN	BRONX	2	0
NYR000131961	MICHAEL STILES/ COUNTY WASTE	CLIFTON PARK	108	0
NYD002246734	THE MID-YORK PRESS INC.	SHERBURNE	7	0
NYD065939902	MILL MAX MFG CORP	OYSTER BAY	49	2
NYR000123430	MILL SERVICES, INC.	COBLESKILL	4	0
NYR000133520	MILL STREET TANK / TOWN OF FLEMING	TOWN OF FLEMING	20	0
NYD045649696	MILLBROOK MILLWORK, INC.	NASSAU	14	0
NYD098796493	MILLENIUUM CUSTOM AUTO	DEER PARK	27	0
NYP000958330	MILLER TRANSPORTERS, INC.	ELLISBURG	130	0
NYD986954147	MILLER/DUVA SITE	CLAY	1	0
NYD044470680	MITEQ, INC	HAUPPAUGE	7	0
NYD000379248	MOD-PAC CORP.	BUFFALO	4	0
NYD071084305	MOHAWK FURNITURE	BROADALBIN	17	0
NYD013326442	MOHAWK HOME COMFORT SERVICES	MARCY	4	0
NYD082758004	MONROE CTY GREATER ROCHESTER INT'L APRT	ROCHESTER	7	0
NYD002103166	MOOG INC.	EAST AURORA	76	0
NYD981484785	MT PICTURE DISPLAY CORP OF AMERICA (NY)	HORSEHEADS	102	0
NYD058302266	MT. SINAI MEDICAL CENTER	NEW YORK	17	0
NYR000126102	MTA -DUNKIRK YARD	HOLLIS	8	0
NYD044352201	MTA BUS CO	FLUSHING	18	0
NYR000131375	MTA-NYCTA FULTON ST STORAGE AREA	BROOKLYN	5	0
NYD986962694	MYSTIC TANK LINES CORP/MOBILE SERVICE ST	ASTORIA	3	0
NYD982736423	NAP INDUSTRIES, INC	BROOKLYN	38	19
NYR000044578	NASSAU COUNTY DPW	LONG BEACH	42	0
NYD982736894	NASSAU COUNTY RIFLE RANGE NASSAU COUNTY	UNIONDALE	5	0
NYD986937092	NATIONAL FUEL GAS-BEECH HILL STATION	WELLSVILLE	14	0
NYD986937084	NATIONAL FUEL GAS-INDEPENDENCE STATION	ANDOVER	6	0
NYD986989903	NATIONAL FUEL GAS-LIMESTONE STATION	LIMESTONE	4	0
NYD000730382	NATIONAL GRID	LIVERPOOL	829	0
NYD000730390	NATIONAL GRID	BUFFALO	23	0
NYD000730408	NATIONAL GRID	ALBANY	4	0
NYD980777478	NATIONAL GRID	GLOVERSVILLE	2	0
NYR000133306	NATIONAL RAILROAD PASSENGER CORP., PSNY	MANHATTAN	4	0
NYD982538530	NATIONAL SEMICONDUCTOR	LATHAM	5	0
NYD002014595	NEPERA, DIVISION RUTHERFORD CHEMICALS LL	HARRIMAN	1,905	1,691
NYR000056366	NER YORK CITY POLICE DEPARTMENT FIREING	BROOKLYN	3	0
NYD044127355	NEW ENGLAND LAMINATES CO. INC.	WALDEN	12	0
NYR000008433	NEW ENGLAND LAMINATES CO. INC.	NEWBURGH	49	0
NYD986934743	NEW YORK AIR BRAKE CORPORATION	WATERTOWN	43	0
NYD981183338	NEW YORK AIR NATIONAL GUARD	NEWBURGH	4	0
NYR000048512	NEW YORK CITY - DEPT OF TRANSPORTATION	BROOKLYN	12	0
NYD981563794	NEW YORK CITY CRUISE TERMINAL #92	NEW YORK	6	0
NYD068241132	NEW YORK HOSPITAL	NEW YORK	18	0
NYD010024925	NEW YORK INSTITUTE OF TECHNOLOGY	CENTRAL ISLIP	0	0
NYD981138480	NEW YORK INSTITUTE OF TECHNOLOGY	OLD WESTBURY	4	0
NYD981142292	NEW YORK MEDICAL COLLEGE	VALHALLA	1	0
NYD000765040	NEW YORK POWER AUTHORITY AT CLARK ENERGY	MARCY	3	0
NYD000765065	NEW YORK POWER AUTHORITY ST. LAWRENCE-FD	MASSENA	12	0
NYD085743854	NEW YORK POWER AUTHORITY-BLENHEIM-GILBOA	GILBOA	4	0
NYD030214738	NEW YORK POWER AUTHORITY-NIAGARA PROJECT	LEWISTON	19	0

National Biennial RCRA Hazardous Waste Report: Based on 2005 Data

NEW YORK

REPORTED RCRA SITES

EPA ID	Site Name	Location City	RCRA Tons Generated	RCRA Tons Managed
NYD072817950	NEW YORK PRESBYTENIAN HOSPITAL - CUMC	NY	17	0
NYD986933265	NEW YORK STATE BRIDGE AUTHORITY (KRB)	KINGSTON	240	0
NYD982791436	NEW YORK STATE DEPARTMENT OF TRANSPORTAT	IRONDEQUOIT	1	0
NYD982793523	NEW YORK STATE DEPARTMENT OF TRANSPORTAT	IRONDEQUOIT	1	0
NYR000128322	NEW YORK STATE DEPARTMENT OF TRANSPORTAT	HENRIETTA	2	0
NYR000131755	NEW YORK STATE DEPARTMENT OF TRANSPORTAT	BRIGHTON	3	0
NYR000126979	NEW YORK STATE DOT MAINTENANCE FACILITY	MONTGOMERY	2	0
NYD980534325	NEW YORK STATE THRUWAY AUTHORITY/CANAL C	CHEEKTOWAGA	2	0
NYR000127704	NEW YORK STATE THRUWAY AUTHORITY/CANAL CO	BUFFALO	7	0
NYD981566607	NEW YORK UNIVERSITY	NEW YORK	20	0
NYR000050054	NEW YORK UNIVERSITY - HOSPITAL CENTER	NEW YORK	11	0
NYD000632489	NEW YORK UNIVERSITY - SCHOOL OF MEDICINE	NEW YORK	6	0
NYD986891588	NEW YORK UNIVERSITY DENTAL CENTER	NEW YORK	20	0
NYD051583862	NEWCUT INC.	NEWARK	35	0
NYD052782497	NEWSDAY, INC.	MELVILLE	73	0
NYR000013334	NIABRAZE CORPORATION	TONAWANDA	9	0
NYD980653109	NIAGARA CERAMICS CORPORATION	BUFFALO	158	0
NY0000018473	NIAGARA RAIL &TANK CLEANING , INC	NIAGARA FALLS	6	0
NYD981181910	NICE PAK PRODUCTIS INC	ORANGEBURG	8	0
NYD000730432	NINE MILE POINT NUCLEAR STATION	OSWEGO	5	0
NYD002084572	NL INDUSTRIES, INC./MACINTYRE DEVELOPMEN	TAHAWUS	8	0
NYR000132993	NORAMPAC INDUSTRIES INC	DEPEW	330	0
NYD080469935	NORLITE CORPORATION	COHOES	96	24,287
NY0000665216	NORTH EAST FINISHING CO INC	COPIAGUE	6	0
NYD986871382	NORTH ISLAND MINI LAB	EAST SETAUKET	11	0
NYD986931749	NORTH STAR CLEANERS	CICERO	320	0
NYR000074070	NORTHEAST ANALYTICAL, INC.	SCHENECTADY	1	0
NYD057770109	NORTHEAST ENVIRONMENTAL SERVICES	CANASTOTA	3	0
NYR000012179	NORTHPORT HIGH SCHOOL	NORTHPORT	7	0
NYR000058347	NORTHRUP GRUMMAN	BETHPAGE	3	3
NYD980646020	NORTHVILLE EAST SETAUKET TERMINAL	EAST SETAUKET	3	0
NYD980763833	THE NOTEWORTHY COMPANY	AMSTERDAM	26	0
NYD013238480	NOVARTIS PHARMACEUTICALS CORPORTION	SUFFERN	32	0
NYR000073585	NRG ASTORIA GAS TURBINES	ASTORIA	5	0
NYD000799254	NU-KOTE INTERNATIONAL	ROCHESTER	29	0
NYD066785650	NUCOR STEEL AUBURN, INC.	AUBURN	7,254	0
NYR000083618	NYACK MGP SITE	NYACK	8	0
NYD174685479	NYC COLLEGE OF TECHNOLOGY	BROOKLYN	1	0
NYD980779813	NYC DEP BWT 26TH WARD WPCP	BROOKLYN	1	0
NYD980779664	NYC DEP BWT BOWERY BAY WPCP	ASTORIA	3	0
NYR000070821	NYC DEP BWT ROCKAWAY WPCP	ROCKAWAY PARK	2	0
NYD000867895	NYC DEP BWT TALLMAN ISLAND WPCP	COLLEGE POINT	2	0
NYD981871718	NYC DEP BWT WARDS ISLAND WPCP	WARDS ISLAND	7	0
NYD981872476	NYC DEP JAMAICA WPCP	JAMAICA	2	0
NYR000125237	NYC DEP-ASHOKAN GARAGE	SHOKAN	2	0
NYR000125898	NYC DEP-DEL. AQUEDUCT SHAFT 13	KATONAH	5	0
NY0000136044	NYC DEP-DEL. AQUEDUCT SHAFT 17	NORTH CASTLE	5	0
NYD986898526	NYC DEP-DEL. AQUEDUCT SHAFT 18	VALHALLA	23	0
NYD000894337	NYC DEP-GRAHAMSVILLE COMPLEX	GRAHAMSVILLE	5	0
NYR000087890	NYC DEP-KENSICO FLUORIDE	VALHALLA	3	0
NY0000894907	NYC DEP-NEVERSINK INTAKE CHAMBER	NEVERSINK	7	0
NYR000094169	NYC DEP-SODOM DAM/EAST BRANCH RESERVOIR	SOUTHEAST	1	0
NYD980779730	NYCDEP BWT - NEWTOWN CREEK WPCP	BROOKLYN	1,204	0
NY0000889287	NYCDEP-ASHOKAN RESERVOIR/CAMPUS	SHOKAN	3	0
NYR000074567	NYCDEP/GROUNDWATER STATION 17	RICHMOND HILL	2	0
NYR000074427	NYCDEP/GROUNDWATER STATION 18	JAMAICA	3	0
NYR000074518	NYCDEP/GROUNDWATER STATION 29	QUEENS VILLAGE	11	0
NYR000074450	NYCDEP/GROUNDWATER STATION 33	JAMAICA	18	0

National Biennial RCRA Hazardous Waste Report: Based on 2005 Data

EPA ID

NY0000375196 NYCDOT CORTELYOU BRIDGE
NYR000010363 NYCDOT QUEENSBORO BRIDGE
NYR000004895 NYCDOT THIRD AVE BRIDGE
NYD987039534 NYCDOT/145 STREET BRIDGE
NYD987026135 NYCDOT/OUTERBRIDGE CROSSING NEW YORK
NYD980646335 NYCT - 207TH STREET YARD
NYD987007093 NYCT-129TH STREET YARD
NY0000102616 NYCT-168TH ST. & 8TH AVE.
NY0000366542 NYCT-215TH STREET SIGNALS
NYD980650683 NYCT-240TH STREET YARD
NYD981078694 NYCT-38TH STREET YARD
NYR000110569 NYCT-ASTORIA LINE BENTS 114-135
NYR000110577 NYCT-ASTORIA LINE BENTS 135-163
NYR000110585 NYCT-ASTORIA LINE BENTS 163-243
NYR000110601 NYCT-ASTORIA LINE BENTS 243-314
NYR000110593 NYCT-ASTORIA LINE BENTS 314-347
NYR000123398 NYCT-AVENUE X STORAGE
NYR000110411 NYCT-BRIGHTON LINE BENTS 100-176
NYR000110403 NYCT-BRIGHTON LINE BENTS 176-251
NY0000940379 NYCT-CANAL STREET STATION (JMZ LINES)
NYR000118216 NYCT-CLIFF STREET SUBSTATION
NYD980648653 NYCT-CONCOURSE YARD
NYD991290800 NYCT-CONEY ISLAND YARD
NYD980642326 NYCT-CROSSTOWN ANNEX
NYD991290677 NYCT-ENY STORE ROOM 63
NYR000116624 NYCT-KISCO LOT
NYD980648646 NYCT-LIVONIA YARD
NYD981140056 NYCT-MASPETH - STOREROOM 55
NYR000122630 NYCT-PARKING LOT
NY0000004697 NYCT-STILLWELL AVENUE TERMINAL
NYD980648687 NYCT-WESTCHESTER/PELHAM YARD
NYR000113779 NYCT-WHITE PLAINS BENTS 110-307
NYR000114355 NYCT-WHITE PLAINS BENTS 307 TO 398
NYR000114348 NYCT-WHITE PLAINS BENTS 38 TO 110
NYR000114363 NYCT-WHITE PLAINS BENTS 398 TO 441
NYD980642284 NYCT-YUKON DEPOT
NYR000107946 NYCT-ZEREGA ANNEX
NYD980786511 NYCTA 99TH STREET ELECTRICAL SHOP
NYD000764944 NYPA POLETTI POWER PROJECT
NYD981140767 NYS DEPARTMENT OF TRANSPORTATION
NYD982187262 NYS DEPARTMENT OF TRANSPORTATION, BRIDGE
NYD000831651 NYS DEPT. OF HEALTH WADSWORTH CENTER
NYD980534317 NYS THRUWAY AUTHORITY TAPPAN ZEE BRIDGE
NYR000133207 NYSDEC/ FORMER DAVE'S AUTO-DEC SPILL #05
NYD000512335 NYSDEC/DEWEY LOEFFEL
NYD045170701 NYSDEC/POLYMER APPLICATION SITE
NYP003602596 NYSDEC/SPILLS
NYD987016680 NYSDOT
NYD987016698 NYSDOT
NYR000123943 NYSDOT
NYR000123984 NYSDOT/NYS DEPT. OF HEALTH W286-DEC SPILL80OS8 -10.EALAINS BENTS 307 TO 398N4
NYR000134775
NYD986942282 NYCDODGE
NYR000131433 NYCDODGE
NYD986908119 NYCD0.ENYCT-CLIO.00 -10.08 TD(NYCDODGE) Tj0.00 -10.08 TSPILL80OTQ 00.00 -10.08 TD(NYCDODGE) Tj0.00 -10.08 TD(NYCDODGE) Tj0.00
NYD986908127
NYR000123992
NYR000124008

National Biennial RCRA Hazardous Waste Report: Based on 2005 Data

NEW YORK

REPORTED RCRA SITES

EPA ID	Site Name	Location City	RCRA Tons Generated	RCRA Tons Managed
NYR000124115	NYSDOT BIN #1066700	BRONX	4	0
NYR000131458	NYSDOT BIN #1067860	BROOKLYN	4	0
NYD986942274	NYSDOT BIN #1067870	BROOKLYN	12	0
NYD986908101	NYSDOT BIN #1076500	BROOKLYN	3	0
NYR000123950	NYSDOT BIN #1077010	NEW YORK	6	0
NYR000123968	NYSDOT BIN #107701A	NEW YORK	5	0
NYR000123976	NYSDOT BIN #107701B	NEW YORK	5	0
NYR000123786	NYSDOT BIN #1077040	NEW YORK	18	0
NYR000123794	NYSDOT BIN #2232179	NEW YORK	8	0
NYD986942266	NYSDOT BIN 1066050	BROOKLYN	4	0
NYR000131417	NYSDOT BIN#1066020	BROOKLYN	8	0
NYR000131441	NYSDOT BIN#1066080	BROOKLYN	12	0
NY0000588442	NYSDOT BIN: 1001579	BUFFALO	1,494	0
NYD987030350	NYSDOT BIN: 1022630	BUFFALO	2	0
NYD987008349	NYSDOT BIN: 1022640	BUFFALO	2	0
NYD987008315	NYSDOT BIN: 1022700	BUFFALO	9	0
NYR000068452	NYSDOT BIN: 1022710	BUFFALO	4	0
NYR000068460	NYSDOT BIN: 1022720	BUFFALO	7	0
NYR000068478	NYSDOT BIN: 1022730	BUFFALO	6	0
NYR000127696	NYSDOT BIN: 1039899	BUFFALO	58	0
NYR000127738	NYSDOT BIN: 103989A	BUFFALO	9	0
NYR000127712	NYSDOT BIN: 103989C	BUFFALO	15	0
NYR000127670	NYSDOT BIN: 103989E	BUFFALO	7	0
NYR000127688	NYSDOT BIN: 103989F	BUFFALO	1	0
NYD986913408	NYSDOT BIN: 1062880	ORCHARD PARK	6	0
NYD986913416	NYSDOT BIN: 1062910	ORCHARD PARK	11	0
NYD986948677	NYSDOT BIN: 1062940	WEST SENECA	6	0
NYD986948651	NYSDOT BIN: 1062950	WEST SENECA	6	0
NYR000000828	NYSDOT BIN: 1062999	WEST SENECA	15	0
NYR000000778	NYSDOT BIN: 1071050	BOSTON	3	0
NYR000000802	NYSDOT BIN: 1071820	BOSTON	3	0
NYD982790776	NYSDOT BRIDGE BIN-1021060	AMSTERDAM	3	0
NYD987002623	NYSDOT BRIDGE BIN-1051441	UTICA	2	0
NYR000096982	NYSDOT BRIDGE BIN-3311120	VERNON	3	0
NYR000033647	NYSDOT BRIDGE BIN-4038920	LITTLE FALLS	2	0
NYR000125963	NYSDOT CONTRACT # D259530; PIN# 730.90.3	BROOKLYN	330	0
NYR000127134	NYSDOT CONTRACT #D259528; PIN # 730.93.3	STATEN ISLAND	13	0
NYR000127084	NYSDOT CONTRACT #D259528; PIN #730.93.31	STATEN ISLAND	2	0
NYR000127167	NYSDOT CONTRACT #D259528; PIN# 730.93.31	STATEN ISLAND	5	0
NYR000133074	NYSDOT CONTRACT #D259787; PIN# 730.18.32	BROOKLYN	105	0
NY0000234815	NYSDOT I-81 OFF RAMP/ROUTE 11	SYRACUSE	2	0
NYD982720336	NYSDOT MAINTENANCE YARD	POUGHKEEPSIE	13	0
NYD987027356	NYSDOT REG 9 - CR 174 OVER RTE 17	MONTICELLO	5	0
NYD986989051	NYSDOT REG 9 - QUEEN MNT RD OVER RTE 17	LIBERTY	61	0
NYD982797490	NYSDOT REG 9 - RTE 17C OVER RR	ENDWELL	33	0
NYR000113852	NYSDOT REG 9 -RTE 52 OVER EAST BRANCH	JEFFERSONVILLE	16	0
NYD986928331	NYSDOT RT 31/RT 481 CLAY, BIN 1061780	LVRPOOL	12	0
NYD981140890	NYSDOT SIGN SHOP	HAMBURG	6	0
NYD987021797	NYSDOT/I-684 OVER COUNTY RT. 55	BREWSTER	3	0
NYD987021789	NYSDOT/I-84/DINGLE RIDGE RD BIN 1032621	SOUTHEAST	2	0
NYD986883916	NYSDOT/RT 376 OV SPROUT CK BIN 1047000	FISHKILL PLAINS	17	0
NYD987016672	NYSDOT/RT. 304 BANTING WAY BIN 1091192	PEARL RIVER	4	0
NYD987016664	NYSDOT/RT. 304/BANTING WAY	PEARL RIVER	5	0
NYD987024692	NYSDOT/RT. 9/RT. 9A	PEEKSKILL	20	0
NYD986990273	NYSDOTRT. 340/MIDDLETOWN ROAD	PEARL RIVER	6	0
NYD980531271	NYSEG ONEONTA GAS AVE. MGP	ONEONTA	391	0
NYD980531479	NYSEG - AUBURN CLARK ST. MGP	AUBURN	6	0
NYD000730085	NYSEG - AUBURN SERVICE CENTER	AUBURN	9	0

National Biennial RCRA Hazardous Waste Report: Based on 2005 Data

NEW YORK

REPORTED RCRA SITES

EPA ID	Site Name	Location City	RCRA Tons Generated	RCRA Tons Managed
NYD981489271	PORT AUTHORITY HOLLAND TUNNEL- NY	NEW YORK CITY	12	0
NYD980648562	PORT AUTHORITY JFK INTERNATIONAL AIRPORT	JAMAICA	3	0
NYD980648505	PORT AUTHORITY LA GUARDIA AIRPORT	FLUSHING	10	0
NYD981483332	PORT AUTHORITY LINCOLN TUNNEL-NY	NEW YORK	2	0
NYR000127357	PORT CHESTER MGP SITE	PORT CHESTER	56	0
NY0000879197	POUGHKEEPSIE HIGH SCHOOL	POUGHKEEPSIE	1	0
NYR000099812	PPG FINISHES INC.	GWILDERLAND CENTER	9	0
NYD982270175	PRATT INSTITUTE	BROOKLY	16	4
NYD001386077	PRAXAIR ELECTRONICS	ORANGEBURG	17	0
NYD002123792	PRAXAIR, INC.	TONAWANDA	11	0
NYD099333858	PRECIOUS PLATE, INC.	WHEATFIELD	93	0
NY0001006022	PRECISION PHOTO FAB INC	BUFFALO	73	0
NYD098220965	PRECISION VALVE CORPORATION	YONKERS	5	0
NYD986905529	PRIDE SOLVENTS & CHEMICAL CO. OF NY INC.	HOLTSVILLE	176	0
NYD075825281	PROCTER & GAMBLE PHARMACEUTICALS	NORWICH	7	0
NYD986957249	PROGENICS PHARMACEUTICALS, INC	TARRYTOWN	3	0
NYD001521343	PTC ALLIANCE - MONROE PLANT	MONROE	113	0
NYR000053934	PURDUE PHARMA L.P.	ARDSLEY	9	0
NYD980534390	PVS CHEMICAL SOLUTIONS, INC.	BUFFALO	47	0
NYD981086903	QUAD/GRAPHICS, INC.	SARATOGA SPRINGS	12	0
NYD987024213	QUALA SYSTEMS	ALBANY	26	0
NYR000053041	QUALICOAT, INC.	CHURCHVILLE	14	4
NYP000958413	QUALITY CARRIERS, INC.	NIAGARA FALLS	0	0
NYD980592562	QUANTA RESOURCES CORP.	LONG ISLAND CITY	8	0
NYD004971719	QUEBECOR WORLD BUFFALO	DEPEW	42	0
NYR000129320	QUEENS WEST DEVEL. - STAGE 2 REMEDIATION	LONG ISLAND CITY	2,613	0
NYD981132665	QUEST DIAGNOSTICS INCORPORATED	SYOSSET	20	0
NYD982273070	QUICK ROLL LEAF MFG., CO.	MIDDLETOWN	12	0
NYD986990349	QUINCY SQUARE, INC.	DERUYTER	4	0
NYD000692376	R. E. GINNA NUCLEAR POWER PLANT	ONTARIO	4	0
NYD041296286	RADAX INDUSTRIES INC	WEBSTER	2	0
NYD981565773	RADIOLOGICAL HEALTH SERVICES, P.C.	SMITHTOWN	14	0
NYD002233856	THE RAYMOND CORPORATION	GREENE	59	17
NYD013518139	REEDS PHOTOSHOP + STUDIO INC	EAST HAMPTON	9	0
NYD002240638	REMINGTON ARMS CO., INC.	ILION	69	2
NYD002430742	RENSELAER POLYTECHNIC INSTITUTE	TROY	17	1
NYD071586127	REVERE COPPER PRODUCTS, INC.	ROME	9	0
NYD030485288	REVERE SMELTING & REFINING CORP.	MIDDLETOWN	4,008	160,943
NYD002245967	REYNOLDS METALS CO.	MASSENA	3,787	0
NYD980537187	RG+E OPERATIONS CENTER- FORMER	ROCHESTER	170	0
NYD987034659	RICHARD M FLYNN POWER PLANT	HOLTSVILLE	3	0
NYD001269323	RICHTER AND RATNER	QUEENS	2	0
NYR000126904	RIPPLEWOOD PHOSPHORUS LLC	DOBBS FERRY	5	0
NYR000127845	RIVERHAWK COMPANY LP	NEW HARTFORD	4	0
NYR000131193	RIVERSIDE PARK	NEW YORK	17	0
NYD000818542	ROCHESTER GAS AND ELECTRIC CORP CHEMICAL	ROCHESTER	0	0
NYD000818781	ROCHESTER GAS AND ELECTRIC CORP- BROOKS	ROCHESTER	10	0
NYD002223642	ROCHESTER INSTITUTE OF TECHNOLOGY	ROCHESTER	10	0
NYD980769830	ROCHESTER PLATING WORKS, INC.	ROCHESTER	21	0
NYD071037113	THE ROCKEFELLER UNIVERSITY	NEW YORK	14	0
NYD002210565	ROEHLER ENGRAVING	ROCHESTER	62	0
NYD001325661	ROHM AND HAAS ELECTRONIC MATERIALS, LLC	FREEPORT	175	11
NYR000134866	ROLLING PLAINS DEVELOPMENT SUPERFUND SIT	MENDON	14	0
NYD083534115	ROSWELL PARK CANCER INSTITUTE	BUFFALO	16	0
NYR000132209	S&W REDEVELOPMENT, LLC	SYRACUSE	6	0
NYD067919340	SABIN METAL CORP	SCOTTSVILLE	0	0
NYD000708198	SAFETY-KLEEN SYSTEMS INC	NORTH AMITYVILLE	404	0
NYD980753784	SAFETY-KLEEN SYSTEMS INC	AVON	147	0

National Biennial RCRA Hazardous Waste Report: Based on 2005 Data

NEW YORK

REPORTED RCRA SITES

EPA ID	Site Name	Location City	RCRA Tons Managed	
NYD981556541	SAFETY-KLEEN SYSTEMS INC	LACKAWANNA	173	0
NYD982743312	SAFETY-KLEEN SYSTEMS INC	SYRACUSE	126	0
NYD986872869	SAFETY-KLEEN SYSTEMS INC	COHOES	119	0
NYD986890135	SAINT GOBAIN	SANBORN	10	0
NYD000829598	SAINT GOBAIN PERFORMANCE PLASTICS	HOOSICK FALLS	94	0
NYD002083954	SAINT-GOBAIN ABRASIVES	WATERVLIET	12	0
NYD000688911	SAINT-GOBAIN GRAINS POWDERS-COATING SOLU	NIAGARA FALLS	92	0
NYD052980893	SAINT-GOBAIN PERFORMANCE PLASTICS	GRANVILLE	5	0
NYD986907202	SAINT-GOBAIN TECHNICAL FABRICS AMERICA	ALBION	20	0
NYD980777502	SARATOGA SPR SC-EXCELSIOR	SARATOGA	1	0
NYD982744518	SAULSBURY FIRE RESCUE INC., E-ONE, INC.	PREBLE	1	0
NYD986945053	SCHATZ BEARING CORPORATION	POUGHKEEPSIE	12	0
NYR000135020	SCHENECTADY ARMY DEPOT - AOC #2	ALTAMONT	13	0
NYD000818807	SCHENECTADY INTERNATIONAL, INC.	SCHENECTADY	10	0
NYD002070118	SCHENECTADY INTERNATIONAL, INC.	ROTTERDAM UNCTION	2,820	0
NYD991292079	SCHOTT LITHOTEC USA CORP	POUGHKEEPSIE	19	0
NYD002204436	SCHWEIZER AIRCRAFT CORPORATION	BIG FLATS	24	0
NYR000133868	SCOTT TECHNOLOGIES ELMIRA FACILITY	ELMIRA	3	0
NYR000039180	SEAL-IT, INC.	FARMINGDALE	13	0
NYR000092072	SEAL-IT, INC.	FARMINGDALE	16	0
NYD094411139	SENECA FOODS CORPORATION	MARION	13	0
NYD055056410	SENECA PLATERS INC.	ELMA	9	0
NYR000134270	SERVICE STATION - 138650	HOWARD BEACH	29	0
NYD982791527	SERVICE STATION-101331	BETHPAGE	6	0
NYD157387770	SEVERN TRENT LABORATORIES-BUFFALO	AMHERST	23	0
NYD001498385	SEYBERT NICHOLAS PRINTING	NEW YORK	15	0
NYD987013455	SHENENDEHOWA CENTRAL SCHOOL DISTRICT	CLIFTON PARK	2	0
NYD002229128	SHERRILL MANUFACTURING, INC.	SHERRILL	15	0
NYR000059766	SHORT RUN FORMS	BOHEMIA	5	0
NYD008923526	SID HARVEY MANUFACTURING CO.	VALLEY STREAM	16	0
NYD002020378	SIGMUND COHN CORPORATION	MT VERNON	13	0
NYD058179086	SILAR LABORATORIES	SCOTIA	48	0
NYD003926805	SILGAN CONTAINERS MANUFACTURING CORPORAT	LYONS	30	9
NYD020670741	SKIDMORE COLLEGE	SARATOGA SPRINGS	2	0
NYR000133264	SMART SET CLEANERS	OCEANSIDE	3	0
NYR000061481	SMITHTOWN HIGH SCHOOL WEST	SMITHTOWN	0	0
NYR000126003	SOLVAY IRON WORKS INC	SYRACUSE	4	0
NYD986904191	SOLVENT SAVERS SITE	LINCKLAEN	3	0
NYD013277454	SOLVENTS & PETROLEUM SERVICE, INC.	SYRACUSE	0	0
NYR000042697	SOUTH OCEAN MIDDLE SCHOOL	PATCHOGUE	125	0
NYD002108629	SOVEREIGN COMMERCIAL GROUP, INC.	BUFFALO	96	0
NYD002229029	SPEAR USA, INC	FULTON	71	41
NYD002241669	SPECIAL METALS CORPORATION	NEW HARTFORD		0
NYD986937753	SPECIALIZED PACKAGING RADISSON, LLC.	BALDWINVILLE		0
NYD001382860	SPECIALTY INK MFG, INC.	DEER PARK		0
NYR000109462	SPELLMAN HIGH VOLTAGE	BOHEMIA		0
NYD987005493	SPELLMAN HIGH VOLTAGE ELECTRONICS	HAUPPAUGE		0
NYD000631960	SPRAYLAT CORPORATION	MT VERNON		0
NYD987005816	ST GEORGE FERRY TERMINAL-STATEN ISLAND	STATEN ISLAND		0
NYR000006791	ST LUKES CORNWALL HOSPITAL	CORNWALL		0
NYD078606324	ST.FRANCS HOSPITAL	OLD BROOKVILLE		0
NYD054988506	STANDARD MICROSYSYSTEMS CORPORATION	HAUPPAUGE		0
NYR000116392	STARFIRE SYSTEMS INC	MALTA		0
NYD071486518	STARKS ASSOCIATES, INC.	BUFFALO		0
NYD071486211	STATE UNIVERSITY COLLEGE AT BUFFALO	BUFFALO		0
NYD073669350	STATE UNIVERSITY OF NEW YORK @ GENESEO	GENESEO		0
NYD071475867	STATE UNIVERSITY OF NEW YORK AT BUFFALO	BUFFALO		0
NYD980775936	STATE UNIVERSITY OF NEW YORK AT BUFFALO	AMHERST		0

National Biennial RCRA Hazardous Waste Report: Based on 2005 Data

NEW YORK

REPORTED RCRA SITES

EPA ID	Site Name	Location City	RCRA Tons Generated	RCRA Tons Managed
NYD982272296	STATE UNIVERSITY OF NEW YORK AT FREDONIA	FREDONIA	3	0
NYD060546181	STATE UNIVERSITY OF NEW YORK COLLEGE AT	PLATTSBURGH	3	0
NYD004859955	STAUFFER MANAGEMENT COMPANY	SKANEATELES FALLS	4,336	0
NYD982796906	STAUFFER MANAGEMENT COMPANY LLC	LEWISTON	47	0
NYD986886497	STERLING ORGANICS LANDFILL	EAST GREENBUSH	6	0
NYD002117109	STERLING SOMMER, INC.	TONAWANDA	12	0
NYD085502243	STEWART EFI NY LLC	YONKERS	83	0
NYD002063378	STIEFEL LABORATORIES, INC.	OAK HILL	46	0
NYD002228690	STRATHMORE PRODUCTS INC	LIVERPOOL	94	35
NYD001504323	STYLEBUILT ACCESSORIES, INC.	CORONA	96	0
NYR000134916	SUFFOLK CO WATER AUTH	ROCKY POINT	40	0
NYD981177538	SUFFOLK COUNTY DEPT OF PUBLIC WORKS SCSD	WEST BABYLON	143	0
NYD131318651	SULZER METCO (US), INC.	WESTBURY	8	0
NYD073129793	SUNT AT ALBANY	ALBANY	7	0
NYD040464315	SUNY AT STONY BROOK	STONY BROOK	69	7
NYD980290803	SUNY BROCKPORT	BROCKPORT	1	0
NYD980781504	SUNY CANTON COLLEGE OF TECHNOLOGY	CANTON	4	0
NYD045879038	SUNY COLLEGE AT ONEONTA	ONEONTA	4	0
NYD980645998	SUNY ENVIRONMENTAL SCIENCE AND FORESTRY	SYRACUSE	34	0
NYD000829572	SUNY OSWEGO	OSWEGO	8	0
NYD063053656	SUNY UPSTATE MEDICAL UNIVERSITY	SYRACUSE	8	0
NYD991290909	SUNY-DOWNSTATE MEDICAL CENTER	BROOKLYN	18	0
NYD002223287	SURFACE FINISH TECH INC	ELMIRA	12	0
NYR000102350	SYNTHESES UNITED STATES	HORSEHEADS	8	0
NYD055865125	SYRACUSE CHINA	SYRACUSE	55	0
NYD000799239	SYRACUSE UNIVERSITY - QUAD	SYRACUSE	12	3
NYR000076323	TANA SEYBERT	NEW YORK	13	0
NYD980642052	TAYLOR MADE SYSTEMS NEW YORK	GLOVERSVILLE	10	0
NY0000897579	TECHNOLOGY FRAGANCES & FLAVORS	AMITYVILLE	63	0
NYD075814202	TECT UTICA CORPORATION	WHITESBORO	400	0
NYD000829564	TENNESSEE GAS PIPELINE COMPANY-STATION 2	EDEN	2	0
NY0000804096	THOMAS & BETTS CORPORATION	HORSEHEADS	182	65
NYD982796435	THROGS NECK BRIDGE	BRONX	50	0
NYD097644801	TONAWANDA TANK TRANSPORT SERVICE INC.	BUFFALO	5	0
NYD982720914	TOP-FLITE GOLF CO.	JOHNSTOWN	30	14
NYR000133504	TOWN OF ERWIN	TOWN OF ERWIN	2	0
NYR000133512	TOWN OF ERWIN MORNINGSIDE HEIGHTS WATER	TOWN OF ERWIN	2	0
NYR000132837	TOWN OF VESTAL FRONT STREET BRIDGE	VESTAL	8	0
NYR000114785	TRANSPORTATION SECURITY ADMINISTRATION	JAMAICA	19	0
NYR000125039	TRANSPORTATION SECURITY ADMINISTRATION	LA GUARDIA AIRPORT	9	0
NYR000093260	TRC COS - WATERSIDE STATION	NEW YORK	259	0
NYR000047688	TRI-SEAL TEKNI-PLEX	BLAUVELT	7	0
NYD075243139	TRIBOROUGH BRIDGE	NEW YORK	356	0
NYR000083683	TRIGEN CINERGY SOLUTIONS OF ROCHESTER, L	ROCHESTER	0	0
NYR000067819	TRIPLE CITIES METAL FINISHING CORP.	BINGHAMTON	265	0
NYD077444263	TRIUMVIRATE ENVIRONMENTAL, (NYC) LLC	ASTORIA	0	0
NYD002113736	TULIP CORPORATION	NIAGARA FALLS	286	1,964
NYD987031879	TULLY ENVIRONMENTAL FOR BEST BUY AUTO	CORONA	62	0
NYR000033605	TURNER-CARROLL HIGH SCHOOL	BUFFALO	0	0
NYD982189102	TYCO ELECTRONICS	ROCHESTER	1,007	792
NYD095575429	TYCO HEALTHCARE GROUP LP	ORISKANY FALLS	19	0
NYD002074029	TYCO HEALTHCARE MALLINCKRODT	HOBART	48	0
NYD055852362	TYCO HEALTHCARE/ KENDALL	ARGYLE	3	0
NYD043788264	TYCO HEALTHCARE/KENDALL	ARGYLE	3	0
NY7213820940	U.S. ARMY-WATERVLIET ARSENAL	WATERVLIET	770	0
NYD981557945	U.S. BUS CORPORATION	SUFFERN	5	0
NYD990774200	U.S. CHROME CORPORATION OF NEW YORK	BATAVIA	36	0
NYD980779540	U.S. DEPARTMENT OF ENERGY, WEST VALLEY D	WEST VALLEY	9	133

NY6180011201
NY0470002049
NY0000097394
NYD002219756
NYD980790141
NYD986969301
NYD986971174
NY0000989806
NYD002046662
NYD980773964
NYD002239598
NYD986900645
NYR000100743
NYD982536807
NYD030231153
NY8210020915
NYR000118562

National Biennial RCRA Hazardous Waste Report: Based on 2005 Data

NEW YORK

REPORTED RCRA SITES

EPA ID	Site Name	Location City	RCRA Tons Generated	RCRA Tons Managed
NYP000958801	VERIZON NEW YORK INC. MANHOLE	BRONX	1	1
NYP000958850	VERIZON NEW YORK INC. MANHOLE	NEW YORK	1	1
NYP000958900	VERIZON NEW YORK INC. MANHOLE	NEW YORK	1	1
NYP000958934	VERIZON NEW YORK INC. MANHOLE	NEW YORK	2	2
NYP000958991	VERIZON NEW YORK INC. MANHOLE	LYNBROOK	1	1
NYP000959031	VERIZON NEW YORK INC. MANHOLE	BRONX	1	1
NYP000959064	VERIZON NEW YORK INC. MANHOLE	NEW YORK	2	2
NYP000959130	VERIZON NEW YORK INC. MANHOLE	BRONX	1	1
NYP000959163	VERIZON NEW YORK INC. MANHOLE	NEW YORK	1	1
NYP000959205	VERIZON NEW YORK INC. MANHOLE	HUNTINGTON	1	1
NYP000959304	VERIZON NEW YORK INC. MANHOLE	NEW YORK	1	1
NYP000959320	VERIZON NEW YORK INC. MANHOLE	NEW YORK	1	1
NYP000959338	VERIZON NEW YORK INC. MANHOLE	NEW YORK	2	2
NYP000959428	VERIZON NEW YORK INC. MANHOLE	BRONX	3	3
NYP000959452	VERIZON NEW YORK INC. MANHOLE	NEW YORK	2	2
NYP000959486	VERIZON NEW YORK INC. MANHOLE	FLORAL PARK	1	1
NYP000959502	VERIZON NEW YORK INC. MANHOLE	NEW YORK	1	1
NYP000959536	VERIZON NEW YORK INC. MANHOLE	NEW YORK	1	1
NYP000959585	VERIZON NEW YORK INC. MANHOLE	NEW YORK	5	5
NYP000959593	VERIZON NEW YORK INC. MANHOLE	NEW YORK	1	1
NYD982738635	VERLA INTERNATION LTD	NEW WINDSOR	36	0
NYD982796443	VERRAZANO NARROWS BRIDGE	STATEN ISLAND	252	0
NYD981563521	VERTIS INC	SAUGERTIES	7	0
NY6360010312	VETERANS ADMINISTRATION HOSPITAL	NORTHPORT	2	0
NY0360007280	VETERANS HEALTH ADMINISTRATION	BUFFALO	4	0
NYD001313261	VICTORIA PLATING CO.	BRONX	10	0
NYR000132530	VILLAGE OF PLEASANTVILLE WATER STORAGE	VILLAGE OF PLEASANTVILL	130	0
NYR000134809	VILLAGE OF VOORHEESVILLE WATER DEPT	VOORHEESVILLE	4	0
NYR000133389	VILLAGE OF WILLIAMSVILLE	WILLIAMSVILLE	1	0
NYD000348474	VISHAY GENERAL SEMICONDUCTOR, LLC	WESTBURY	475	0
NYD986944148	VISHAY MIC TECHNOLOGY	PEARL RIVER	22	0
NYD052987096	VON ROLL ISOLA USA, INC.	SCHENECTADY	361	7
NYR000020529	W. D. ORMSBY EDUCATIONAL CENTER	EAST AURORA	3	0
NYD045665262	WAREX TERMINALD CORP- N TERMINAL	NEW WINDSOR	23	0
NYD001256353	WATCHTOWER	BROOKLYN	2	0
NYD001280916	WATCHTOWER	BROOKLYN	2	0
NYD986978096	WATCHTOWER	BROOKLYN	1	0
NY0000187260	WATSON LABORATORIES, INC.	COPIAGUE	8	0
NYD982189086	WATSON LABORATORIES, INC.	CARMEL	44	0
NYR000118588	WATSON LABORATORIES, INC.	COPIAGUE	1	0
NYD987029378	WAYNE COUNTY HIGHWAY DEPT.	LYONS	4	0
NYD986994804	WCB-ROBERT JAMES SALES	BUFFALO	135	0
NYD986938330	WEB GRAPHICS	QUEENSBURY	13	0
NYD006015580	WEBER KNAPP COMPANY- PLANT 1	JAMESTOWN	25	0
NYD020396438	WEILL CORNELL MEDICAL COLLEGE	NEW YORK	13	0
NYD000818823	WELCH ALLYN, INC.	SKANEATELES FALLS	173	0
NY0002195634	WEST FALLS MACHINE CO., INC.	E AURORA	9	0
NYD010966935	WESTCHESTER COUNTY MEDICAL CENTER	VALHALLA	4	0
NYD072710502	WESTWOOD CHEMICAL CORPORATION SITE/USEPA	MIDDLETOWN	76	0
NYD048391080	WESTWOOD-SQUIBB PHARMACEUTICALS INC	BUFFALO	19	0
NYR000044792	WHEELABRATOR WESTCHESTER, L.P.	PEEKSKILL	3	0
NYD986947133	WHYCO METAL FINISHING	ORISKANY	28	0
NYR000095968	WHYCO METAL FINISHING	SYRACUSE	78	0
NYD987031648	WILCO FINISHING CORP	BROOKLYN	11	0
NYD063638654	WINFIELD INDUSTRIES, INC.	BUFFALO	40	10
NYD002061380	WOODBINE PRODUCTS, INC.	DEER PARK	18	0
NYD084074483	WOODBOURNE CORRECTIONAL FACILITY	WOODBOURNE	6	0
NYD000824409	WORLD KITCHEN, LLC	CORNING	14	0

National Biennial RCRA Hazardous Waste Report: Based on 2005 Data

NEW YORK

REPORTED RCRA SITES

EPA ID	Site Name	Location City	RCRA Tons Generated	RCRA Tons Managed
NYR000041855	WYETH CONSUMER HEALTHCARE	BLAUVELT	0	0
NYD002081396	WYETH PHARMACEUTICALS	ROUSES POINT	606	0
NYD054065909	WYETH PHARMACEUTICALS	PEARL RIVER	382	0
NYD981080583	WYETH RESEARCH	CHAZY	14	0
NYD002211324	XEROX CORPORATION	WEBSTER	570	2
NY0000385336	YORKTOWN CENTRAL SCHOOL DISTRICT	YORKTOWN HEIGHTS	4	0
NY6570024624	YOUNGSTOWN TRAINING AREA- NYS DMNA	YOUNGSTOWN	57	0
NYD001526060	ZIERICK MFS. CORP.	MT KISCO	29	0

NCD089904536
NC0000096990
NCD037149663
NCD982165995
NCR000006817
NCD003152329
NCD091254532
NCD982077414
NCD006390561
NC0991302719

National Biennial RCRA Hazardous Waste Report: Based on 2005 Data

NORTH CAROLINA

REPORTED RCRA SITES

EPA ID	Site Name	Location City	RCRA Tons Generated	RCRA Tons Managed
NCD079059192	BUCKEYE FIRE EQUIPMENT CO	KINGS MOUNTAIN	0	0
NCD091572073	C T SPECIALTY PROPERTIES LLC	LELAND	0	0
NCR000007310	CADMUS	CHARLOTTE	32	0
NC0991302562	CALEDONIAN ALLOYS INC	MONROE	22	0
NCD051331395	CANAC KITCHENS US LT	STATESVILLE	25	0
NC0000930784	CARDINAL HEALTH 405	MORRISVILLE	10	0
NCR000009605	CARDINAL HEALTH 405	MORRISVILLE	11	0
NCR000011205	CARDINAL HEALTH 405	MORRISVILLE	26	0
NCD982167033	CAROLINA CASTING, INC.	HIGH POINT	20	60
NCD047285598	CAROLINA SOLVENTS, INC.	HICKORY	107	0
NC0000206920	CARY LAND CORPORATION	CARY	0	0
NCR000010512	CCL LABEL, INC	CHARLOTTE	0	0
NCD003221868	CENTURY FURNITURE, PLANT #1	HICKORY	64	0
NCD003470812	CENTURY FURNITURE, PLANT #3	HICKORY	22	0
NCD049769144	CENTURY FURNITURE, PLANT #9	HICKORY	20	0
NCR000135988	CHASE COATING & LAMINATING	TAYLORSVILLE	11	0
NCD991278680	CHEMCRAFT INTERNATIONAL, INC.	WINSTON-SALEM	209	0
NCD003915741	CHEMETALL FOOTE CORP.	KINGS MOUNTAIN	31	3
NCD079047148	CHEMICAL COATINGS, INC.	HUDSON	406	0
NCD048467427	CHEMICAL SPECIALTIES, INC.	HARRISBURG	75	0
NCR000010876	CHEMSERVE TERMINAL, INC.	WILMINGTON	9	0
NCD990867152	CIBA SPECIALTY CHEMICALS (CHARLOTTE)	CHARLOTTE	14	0
NCD003151651	CITY OF CHARLOTTE / CATS LVMF FACILITY	CHARLOTTE	210	0
NCD991278623	CITY OF CHARLOTTE POLICE & FIRE TRAINING	CHARLOTTE	0	0
NCD085074821	CLARIANT CORPORATION - MOUNT HOLLY WEST	MOUNT HOLLY	111	1
NCD001810365	CLARIANT CORPORATION, MT HOLLY EAST PLT	CHARLOTTE	121	0
NCD000342980	CLASSIC PACKAGING COMPANY	PFAMTOWN	27	0
NCD000648451	CLEAN HARBORS REIDSVILLE LL	REIDSVILLE	0	16
NCR000009415	CLOSURE MEDICAL CORPORATION	RALEIGH	26	0
NCD003157377	COATS AMERICAN-SEVIER FINISHING PLANT	MARION	22	5
NCD024617524	COATS NORTH AMERICA	HENDERSONVILLE	57	39
NCD062567623	COGNIS CORP.	CHARLOTTE	564	0
NCD057038168	COLONIAL PIPELINE COMPANY	GREENSBORO	25	0
NCD986232478	COLOR AD PACKAGING	MONROE	46	0
NCD982117079	THE COLOR WORKS, INC.	RUTHERFORDTON	14	0
NCD986204493	THE COLOR WORKS, INC.	GREENSBORO	40	0
NCD003233756	COMPONENT CONCEPTS, INC.	THOMASVILLE	101	0
NCR000007716	COMPUCHEM	CARY	71	0
NCD981865462	CONCEPT PLASTICS, INC.	HIGH POINT	12	0
NCD037160470	CONESTOGA WOOD SPECIALTIES CORPORATION	KENLY	12	0
NCD097716625	CONOPCO D/B/A UNILEVER HPC NA	RAEFORD	51	0
NCD056463573	CONSOLIDATED DIESEL COMPANY	WHITAKERS	36	0
NCD051331999	CONSOLIDATED METCO, INC.	CASHIERS	8	0
NCD980845812	CONSOLIDATED METCO, INC.	BRYSON CITY	49	0
NCD043679349	CONTINENTAL TIRE NORTH AMERICA, INC.	CHARLOTTE	26	0
NCD109146480	COOPER-STANDARD AUTOMOTIVE, INC.	GOLDSBORO	17	0
NCD981922602	CORNING CABLE SYSTEMS - HCF	HICKORY	21	0
NCD003938586	CORNING INCORPORATED	WILMINGTON	15	0
NCD067422758	COUNCILL COMPANY, LLC, PLANT #1	DENTON	12	0
NCD982091092	CRANE RESISTOFLEX	MARION	10	0
NCD981014749	CREE DURHAM	DURHAM	2,143	0
NCD003164464	CROMPTON MANUFACTURING CO., INC.	GASTONIA	9	0
NCD981476708	CTI OF NORTH CAROLINA, INC.	WILMINGTON	0	0
NCD098770746	CURTISS-WRIGHT CONTROLS, INC.	SHELBY	51	0
NCR000135236	DAIMLERCHRYSLER COMMERCIAL BUSES, N.A.	GREENSBORO	5	0
NCD047369046	DAK AMERICAS,LLC	LELAND	3	0
NCR000001941	DALE EARNHARDT INC.	MOORESVILLE	29	0
NCD041466251	DANAHER SENSORS & CONTROLS	ELIZABETHTOWN	14	0

National Biennial RCRA Hazardous Waste Report: Based on 2005 Data

EPA ID	Site Name	Location City	
NCD085083004	DANAHER TOOL GROUP	GASTONIA	0
NCD083635318	DAR-RAN FURNITURE INDUSTRIES, INC.	HIGH POINT	0
NCD986166361	DAY INTERNATIONAL, INC.	ARDEN	169
NCD982122210	DEERE-HITACHI CONSTRUCTION MACHINERY COR	KERNERSVILLE	0
NCD089906614	DEGUSSA / STOCKHAUSEN, INC	GREENSBORO	0
NCD981931256	DEL LABORATORIES, INC	ROCKY POINT	0
NCR000138784	DEL LABORATORIES, INC	WILMINGTON	0 0
NCD049773245	DETREX CORPORATION	CHARLOTTE	169
NCR000006213	DIOSYNTH RTP INC.	RESEARCH TRIANGLE PAR	0
NCD003213030	DOUGLAS BATTERY MANUFACTURING COMPANY	WINSTON-SALEM	169 0 0
NCD003221546	DOW CORNING CORPORATION	GREENSBORO	0 0
NCD051329167	DREXEL HERITAGE PLT. 43	HILDEBRAN	169
NCD047373766	DSM PHARMACEUTICALS, INC.	GREENVILLE	0 0
NCR000136531	DUHS CLINICAL LABORATORY	DURHAM	0
NCD000813519	DUKE UNIVERSITY	DURHAM	
NCD980843866	DUPONT - RTP SITE	DURHAM	0
NCD003190386	DUPONT KINSTON PLANT	GRIFTON	
NCD990714479	DUPONT TEIJIN FILMS - CEDAR CREEK SITE	FAYETTEVILLE	
NCD003173358	DURABLE WOOD PRSERVERS, INC.	CHARLOTTE	
NCD000648402	DURACELL	LEXINGTON	
NC0991302838	DURHAM COUNTY GENERAL SERVICES	DURHAM	
NCD047368642	E.I. DUPONT & CO. - FAYETTEVILLE WORKS	DUART TOWNSHIP	
NCD040047466	EAST CAROLINA METAL TREATING, INC.	RALEIGH	
NCD004520136	EATON CORPORATION - ROXBORO	ROXBORO	
NCD980842132	ECOFLO INC.	GREENSBORO	
NCD057454670	ELEMENTIS CHROMIUM, L.P.	CASTLE HAYNE	
NCR000009662	ELI LILLY & CO. RTP LABORATORIES	DURHAM	
NCD000822957	ENERGIZER BATTERY MANUFACTURING, INC.	ASHEBORO	
NCD003907508	ENERGY CONVERSION SYSTEMS	DUNN	
NCR000008094	ENGINEERED CONTROLS INT. INC CONOVER	CONOVER	
NCD991302498	ENGINEERED CONTROLS INT., INC. ELON	ELON	
NCD982140329	ENGINEERED CONTROLS INT., INC. WHITSETT	WHITSETT	
NCR000137232	ENO RIVER LABS, LLC	DURHAM	
NCD986189595	ENTERTAINMENT DISTRIBUTION COMPANY	GROVER	
NCD982170292	EQ NORTH CAROLINA	APEX	
NCD074509233	ETHAN ALLEN OPER, INC. PINE VALLEY DIV	OLD FORT	
NCD986171171	ETHAN ALLEN OPERATIONS, INC. SPRUCE PINE	SPRUCE PINE	
NCD099224164	EXOPACK	THOMASVILLE	
NC0991302729	EXXONMOBIL OIL CORPORATION R0444	NAVASSA	
NCD991278276	FAIRFIELD CHAIR COMPANY, PLANT #2	LENOIR	
NCD003183167	FARMTRAC NORTH AMERICA, LLC	TARBORO	
NCD067178707	FAWN PLASTICS, INC	MIDDLESEX	
NCR000136929	FCC (NORTH CAROLINA), LLC	LAURINBURG	
NCR000011908	FED EX FREIGHT	CHARLOTTE	
NCD066327313	FINETEX INC.	SALISBURY	
NCD986229755	FIRESTONE FIBERS & TEXTILES COMPANY	KINGS MOUNTAIN	
NCD003154960	FLEMING LABORATORIES, INC.	CHARLOTTE	
NCD000772046	FLINT HILLS RESOURCES, LP WILMINGTON	WILMINGTON	
NCD980840383	FLOWLINE DIVISION	WHITEVILLE	
NCD986166429	FMC CORPORATION - LITHIUM DIV - SO UNIT	BESSEMER CITY	
NCD000771964	FMC CORPORATION - LITHIUM DIVISION	BESSEMER CITY	
NCD085080182	FOAMEX LP	CORNELIUS	
NCD070619663	FORMER ASHEVILLE DYEING & FINISHING	SWANNANOVA	
NCD091249417	FORMER DEERE / GASTONIA PLANT	GASTONIA	
NCD057451270	FORMER HEATCRAFT REMEDIATION SITE	WILMINGTON	
NC0000187112	FORSHAW DISTRIBUTION	CHARLOTTE	
NCD056750003	FOUNTAIN POWERBOATS, INC.	WASHINGTON	
NCD091245498	FREIGHTLINER LLC - MT. HOLLY	MT. HOLLY	

National Biennial RCRA Hazardous Waste Report: Based on 2005 Data

EPA ID	Site Name	
NCD091245431	FREIGHTLINER LLC GASTONIA PMP	GASTONIA
NCD018652339	FREIGHTLINER TRUCKS - CLEVELAND TMP	CLEVELAND
NCD982127201	FRISBY AEROSPACE, LLC	CLEMMONS
NCD065300519	FRMR. SCHLAGE LOCK CO., ROCKY MOUNT, NC	ROCKY MOUNT
NCR000007658	GDX AUTOMOTIVE	SALISBURY
NCD003198967	GE CAROLINA PRODUCTS PLANT	GOLDSBORO
NCD079044426	GE LIGHTING SYSTEMS, INC.	EAST FLAT ROCK
NCD003237948	GENERAL ELECTRIC COMPANY	CONOVER
NCD057037194	GENERAL ELECTRIC COMPANY	MEBANE
NCD050409150	GENERAL ELECTRIC COMPANY-WILMINGTON-NC	WILMINGTON
NCD095463881	GENERAL STEEL DRUM	CHARLOTTE
NCD057034449	GENERAL TIMBER INC	SANFORD
NCD093137636	GENERAL WOOD PERSERVING COMPANY INC	LELAND
NCD980559975	GEORGIA-PACIFIC RESINS, INC.	SANFORD
NCD093340487	GERDAU AMERISTEEL US INC. - CHARLOTTE	INTERNAT04SSANFORDLELAND
NCD001115245	GILBARCO INC.	INTDURHARAL TIMBER INC
NCD981932031	GILBRALTAR PACKAGING GROUP, INC. NC FAC.	INTERNATVILLTj0.00 -10.08 TD(INTWASH(CHARLOTTE) Tj0.00 TD(INTNEW -10LOT
NCD085443240	GKN DRIVELINE PRECISION FORMING	INTERNATVILLTj0.00 -10.08 TD(INTWASH(CHARLOTTE) Tj0.00 TD(INTNEW -10LOT
NCD101740215	GLAXOSMITHKLINE	INTERNATVILLTj0.00 -10.08 TD(INTWASH(CHARLOTTE) Tj0.00 TD(INTNEW -10LOT
NCD982117384	GLAXOSMITHKLINE- IMPERIAL CENTER	INTERNATVILLTj0.00 -10.08 TD(INTWASH(CHARLOTTE) Tj0.00 TD(INTNEW -10LOT
NCD065655599	GLAXOSMITHKLINE- NORTH CAMPUS	INTERNATVILLTj0.00 -10.08 TD(INTWASH(CHARLOTTE) Tj0.00 TD(INTNEW -10LOT
NCD052547635	GLAXOSMITHKLINE- SOUTH CAMPUS	INTERNATVILLTj0.00 -10.08 TD(INTWASH(CHARLOTTE) Tj0.00 TD(INTNEW -10LOT
NCD003156510	GM NAME PLATE - NC DIVISION	INTERNATVILLTj0.00 -10.08 TD(INTWASH(CHARLOTTE) Tj0.00 TD(INTNEW -10LOT
NCD048958615	THE GOODYEAR TIRE & RUBBER COMPANY - FAY	INTERNATVILLTj0.00 -10.08 TD(INTWASH(CHARLOTTE) Tj0.00 TD(INTNEW -10LOT
NCD044387538	GRADY-WHITE BOATS INC.	INTERNATVILLTj0.00 -10.08 TD(INTWASH(CHARLOTTE) Tj0.00 TD(INTNEW -10LOT
NCD062674338	HACKNEY	INTERNATVILLTj0.00 -10.08 TD(INTWASH(CHARLOTTE) Tj0.00 TD(INTNEW -10LOT
NCD045924065	HATTERAS YACHTS, INC.	INTERNATVILLTj0.00 -10.08 TD(INTWASH(CHARLOTTE) Tj0.00 TD(INTNEW -10LOT
NCD986190791	HAYNES WIRE COMPANY	INTERNATVILLTj0.00 -10.08 TD(INTWASH(CHARLOTTE) Tj0.00 TD(INTNEW -10LOT
NCR000139923	HENDERSON COUNTY PUB SCHOOLS MAINT. FAC.	INTERNATVILLTj0.00 -10.08 TD(INTWASH(CHARLOTTE) Tj0.00 TD(INTNEW -10LOT
NCD982086639	HENDRICK MOTORSPORTS	INTERNATVILLTj0.00 -10.08 TD(INTWASH(CHARLOTTE) Tj0.00 TD(INTNEW -10LOT
NCD003163888	HENREDON FURNITURE	INTERNATVILLTj0.00 -10.08 TD(INTWASH(CHARLOTTE) Tj0.00 TD(INTNEW -10LOT
NCD121700777	HERITAGE ENVIRONMENTAL SERVICES, LLC	INTERNATVILLTj0.00 -10.08 TD(INTWASH(CHARLOTTE) Tj0.00 TD(INTNEW -10LOT
NCD000792788	HESS WILMINGTON TERMINAL	INTERNATVILLTj0.00 -10.08 TD(INTWASH(CHARLOTTE) Tj0.00 TD(INTNEW -10LOT
NCR000003111	HEXION SPECIALTY CHEMICALS, INC.	INTERNATVILLTj0.00 -10.08 TD(INTWASH(CHARLOTTE) Tj0.00 TD(INTNEW -10LOT
NCD038553392	HICKORY BUSINESS FURNITURE	INTERNATVILLTj0.00 -10.08 TD(INTWASH(CHARLOTTE) Tj0.00 TD(INTNEW -10LOT
NCD044440642	HICKORY CHAIR COMPANY, PLANT 7	INTERNATVILLTj0.00 -10.08 TD(INTWASH(CHARLOTTE) Tj0.00 TD(INTNEW -10LOT
NCD003216850	HICKORY SPRINGS MFG CO - METALS COMPLEX	INTERNATVILLTj0.00 -10.08 TD(INTWASH(CHARLOTTE) Tj0.00 TD(INTNEW -10LOT
NCD003217536	HICKORY WHITE- CASE GOODS	INTERNATVILLTj0.00 -10.08 TD(INTWASH(CHARLOTTE) Tj0.00 TD(INTNEW -10LOT
NCD003216397	HIGHLAND INDUSTRIES	INTERNATVILLTj0.00 -10.08 TD(INTWASH(CHARLOTTE) Tj0.00 TD(INTNEW -10LOT
NCD000616763	HK RESEARCH CORPORATION	INTERNATVILLTj0.00 -10.08 TD(INTWASH(CHARLOTTE) Tj0.00 TD(INTNEW -10LOT
NCD063114516	THE HON COMPANY	INTERNATVILLTj0.00 -10.08 TD(INTWASH(CHARLOTTE) Tj0.00 TD(INTNEW -10LOT
NCD980838478	HONEYWELL INTERNATIONAL, INC.	INTERNATVILLTj0.00 -10.08 TD(INTWASH(CHARLOTTE) Tj0.00 TD(INTNEW -10LOT
NCD062566047	HONEYWELL SENSING AND CONTROL	INTERNATVILLTj0.00 -10.08 TD(INTWASH(CHARLOTTE) Tj0.00 TD(INTNEW -10LOT
NCD048401087	HOOKER FURNITURE - PLEASANT GARDEN	INTERNATVILLTj0.00 -10.08 TD(INTWASH(CHARLOTTE) Tj0.00 TD(INTNEW -10LOT
NCD990733180	HOSPIRA, INC. -- ROCKY MOUNT	INTERNATVILLTj0.00 -10.08 TD(INTWASH(CHARLOTTE) Tj0.00 TD(INTNEW -10LOT
NC8210020121	HQ, GARRISON COMMAND (ABN)	INTERNATVILLTj0.00 -10.08 TD(INTWASH(CHARLOTTE) Tj0.00 TD(INTNEW -10LOT
NCR000011825	HUTCHISON-ALLGOOD PRINTING CO.	INTERNATVILLTj0.00 -10.08 TD(INTWASH(CHARLOTTE) Tj0.00 TD(INTNEW -10LOT
NCD981473564	IMAGE PRINT TECHNOLOGIES, LLC	INTERNATVILLTj0.00 -10.08 TD(INTWASH(CHARLOTTE) Tj0.00 TD(INTNEW -10LOT
NCD045924487	INDALEX, INC.	INTERNATVILLTj0.00 -10.08 TD(INTWASH(CHARLOTTE) Tj0.00 TD(INTNEW -10LOT
NCD057927857	INDUSTRIAL ELECTROPLATING CO., INC.	INTERNATVILLTj0.00 -10.08 TD(INTWASH(CHARLOTTE) Tj0.00 TD(INTNEW -10LOT
NCD041414772	INGERSOLL-RAND COMPANY	INTERNATVILLTj0.00 -10.08 TD(INTWASH(CHARLOTTE) Tj0.00 TD(INTNEW -10LOT
NCD041048448	INTELICOAT TECHNOLOGIES	INTERNATVILLTj0.00 -10.08 TD(INTWASH(CHARLOTTE) Tj0.00 TD(INTNEW -10LOT
NCR000003475	THE INTERFLEX GROUP, INC.	INTERNATVILLTj0.00 -10.08 TD(INTWASH(CHARLOTTE) Tj0.00 TD(INTNEW -10LOT
NCD003186004	INTERNATIONAL PAPER	INTERNATVILLTj0.00 -10.08 TD(INTWASH(CHARLOTTE) Tj0.00 TD(INTNEW -10LOT
NCD083680090	INTERNATIONAL RESISTIVE CO.	INTERNATVILLTj0.00 -10.08 TD(INTWASH(CHARLOTTE) Tj0.00 TD(INTNEW -10LOT
NCD990734055	INVISTA	INTERNATVILLTj0.00 -10.08 TD(INTWASH(CHARLOTTE) Tj0.00 TD(INTNEW -10LOT
NCD041043811	INVISTA S. R.L. - SALISBURY PLANT	INTERNATVILLTj0.00 -10.08 TD(INTWASH(CHARLOTTE) Tj0.00 TD(INTNEW -10LOT
NCR000010173	INVISTA S. R.L.	INTERNATVILLTj0.00 -10.08 TD(INTWASH(CHARLOTTE) Tj0.00 TD(INTNEW -10LOT

National Biennial RCRA Hazardous Waste Report: Based on 2005 Data

NORTH CAROLINA

REPORTED RCRA SITES

EPA ID	Site Name	Location City	RCRA Tons Generated	RCRA Tons Managed
NCD004868105	RESEARCH TRIANGLE INSTITUTE	RTP	35	0
NCD109025932	RESINALL CORPORATION	SEVERN	5	0
NCD980729875	REVLON CONSUMER PRODUCTS	OXFORD	42	0
NCD000827493	REXAM BEVERAGE CAN COMPANY	WINSTON-SALEM	0	0
NCR000012997	RF MICRO DEVICES FAB 3	GREENSBORO	2,873	0
NCR000007187	RF MICRO DEVICES FAB 1	GREENSBORO	228	0
NCR000010678	RF MICRO DEVICES FAB 2	GREENSBORO	34	0
NCD990745242	ROBERT BOSCH TOOL CORPORATION	LINCOLNTON	2	0
NCD986197655	RSI HOME PRODUCTS	LINCOLNTON	23	0
NCD000776740	SAFETY-KLEEN SYSTEMS, INC	RALEIGH	312	0
NCD077840148	SAFETY-KLEEN SYSTEMS, INC	ARCHDALE	187	0
NCD079060059	SAFETY-KLEEN SYSTEMS, INC	CHARLOTTE	261	0
NCD980846935	SAFETY-KLEEN SYSTEMS, INC	ST PAUL	216	0
NCD000623140	SAFT AMERICA, INC.	VALDESE	85	0
NCD084170570	SAINT-GOBAIN CONTAINERS, INC. - WILSON	WILSON	0	0
NCD053528170	SAINT-GOBIN CONTAINERS, INC.	HENDERSON	0	0
NCR000005496	SANDOZ INC	WILSON	38	0
NC0991302796	SBER LUCKY STRIKE, LLC	DURHAM	0	0
NC0991302795	SBER OLD BULL LLC	DURHAM	1	0
NCD095458709	SCHRADER BRIDGEPORT, INC.	MONROE	68	0
NCR000012799	SCYNEXIS, INC.	DURHAM	65	0
NCD981476716	SEM PRODUCTS INC.	CHARLOTTE	75	0
NC0991302617	SEM PRODUCTS, INC.	ROCKINGHAM	40	0
NC7570024474	SEYMOUR JOHNSON AFB	SEYMOUR JOHNSON AFB	20	0
NCD982147365	SHERWIN WILLIAMS CO. #4373	CHARLOTTE	18	0
NCD003214319	THE SHERWIN-WILLIAMS COMPANY	GREENSBORO	938	95
NCD071561864	THE SHERWIN-WILLIAMS COMPNAY	GREENSBORO	614	753
NCR000007948	SHURTAPE TECHNOLOGIES, HUDSON PLANT	HUDSON	5	0
NCD003217437	SHURTAPE TECHNOLOGIES, LLC, PLANT 33	HICKORY	73	0
NCD986166031	SHURTAPE TECHNOLOGIES, STONY POINT PLANT	STONY POINT	8	0
NCD079054680	SIEMENS TURBINE GENERATOR	CHARLOTTE	22	0
NCR000009340	SILGAN CAN COMPANY	MAXTON	4	0
NCD986228146	SOLETRON TECHNOLOGY, INC.	CHARLOTTE	15	0
NCD982092041	SONOCO FLEXIBLE PACKAGING	CHARLOTTE	155	0
NCD000616391	SONOCO PRODUCTS	CHARLOTTE	5	0
NCD982131476	SONOPRESS LLC	WEAVERVILLE	27	0
NCR000008458	SOUTH ATLANTIC GALVANIZING	GRAHAM	1,926	0
NCR000137661	SOUTH ATLANTIC WAREHOUSE	GREENSBORO	200	0
NCD053010732	SOUTH BOULEVARD PROPERTIES, INC.	CHARLOTTE	0	0
NCD986191385	SOUTHCO INDUSTRIES, INC.	SHELBY	1	0
NC0000206987	SOUTHERN LITHOPLATE, INC.	YOUNGSVILLE	26	0
NCD986230167	SOUTHPORT BOAT WORKS, LLC	LELAND	15	0
NCD980841951	SPECIAL METALS WELDING PRODUCTS	NEWTON	53	0
NCD980845366	STABILUS	GASTONIA	14	0
NCD003216413	STANLEY FURNITURE COMPANY	LEXINGTON	19	0
NCD024770125	STANLEY FURNITURE COMPANY	ROBBINSVILLE	19	0
NCD980799142	STAT, INC.	HUDSON	52	0
NCD980842066	STATIC CONTROL COMPONENTS, INC. PLANT 17	SANFORD	98	0
NCR000005108	STATIC CONTROL COMPONENTS, INC., PLANT 2	SANFORD	10	0
NCD062572391	STEELCASE, INC.	FLETCHER	16	0
NCD053487765	STRATFORD METAL FINISHING INC	WINSTON-SALEM	24	24
NCR000138461	STRATFORD METAL FINISHING, INC.	WINSTON SALEM	0	0
NCD980843122	SUN CHEMICAL CORP.	WINSTON-SALEM	119	0
NCD990868168	SUN CHEMICAL CORPORATION	CHARLOTTE	960	500
NCD003459336	SURTRONICS, INC.	RALEIGH	38	0
NCD061801361	SYNGENTA CROP PROTECTION, INC.	GREENSBORO	17	0
NCD077828358	T.I. INDUSTRIES	LEXINGTON	37	0
NCD067181818	TALECRIS BIOTHERAPEUTICS INC.	CLAYTON	68	0

National Biennial RCRA Hazardous Waste Report: Based on 2005 Data

NORTH DAKOTA

REPORTED RCRA SITES

EPA ID	Site Name	Location City	RCRA Tons Generated	RCRA Tons Managed
NDD990872590	CNH AMERICA LLC	FARGO	13	0
NDD000690594	DAKOTA GASIFICATION COMPANY	BEULAH	9	1
NDD986271872	DMI INDUSTRIES	WEST FARGO	108	0
NDD053426565	GOODRICH CORPORATION	JAMESTOWN	64	0
NDD167721265	HEALTHCARE ENVIRONMENTAL SERVICES, INC.	FARGO	51	0
NDR000002576	LM GLASFIBER (ND) INC.	GRAND FORKS	64	0
NDD089489736	NORTH DAKOTA STATE UNIVERSITY	FARGO	17	0
NDD000716738	SAFETY-KLEEN SYSTEMS, INC	FARGO	173	0
NDD980957070	SAFETY-KLEEN SYSTEMS, INC	BISMARCK	175	0
NDD986267938	TECTON PRODUCTS, LLC	FARGO	39	0
NDD006175467	TESORO REFINING AND MARKETING COMPANY	MANDAN	548,686	547,976
NDR000003681	UAP DISTRIBUTION INC.	MAPLETON	231	0
NDD982591794	WASTE RECOVERY SERVICES, INC.	BELFIELD	56	88

National Biennial RCRA Hazardous Waste Report: Based on 2005 Data

OHIO

REPORTED RCRA SITES

EPA ID	Site Name	Location City	RCRA Tons Generated	RCRA Tons Managed
OHD987048113	3-D SERVICE LTD	MASSILLON	8	0
OHD047736525	3M MEDINA	MEDINA	48	0
OHD982072696	3M PRECISION OPTICS INC	CINCINNATI	275	0
OH7570028764	910 AIRLIFT WING/AIR FORCE RESERVE	VIENNA	7	0
OHD004157913	A-BRITE PLATING CO	CLEVELAND	214	0
OHD986967404	AAP ST MARYS CORPORATION	ST. MARYS	27	0
OHD004283115	ABBOTT LABORATORIES	COLUMBUS	8	0
OHD987047214	ABBOTT LABS ROSS PRODUCTS DIV	COLUMBUS	4	0
OHD981784648	ABRASIVE TECHNOLOGY INC	LEWIS CENTER	14	0
OHD099867038	ABX AIR INC	WILMINGTON	279	0
OH0001002781	ACCUBUILT INC	LIMA	8	4
OHD004205274	ACCURATE PLATING CO	CLEVELAND	20	0
OHD004173027	ACME INDUSTRIAL GROUP	ALLIANCE	117	0
OHD986978690	ACO POLYMER PRODUCTS INC	CHARDON	3	0
OHR000042192	ADD-A-NICKEL PLATING INC	WALTON HILLS	56	0
OHD048430789	ADVANCE BRONZE INC	LODI	12	0
OHD004217444	ADVANCED TECHNOLOGY CORPORATION	GENEVA	3	0
OHD986970457	ADVICS MANUFACTURING OHIO INC	LEBANON	281	0
OHD987029808	AEG PHOTOCONDUCTOR CORPORATION	HAMILTON	12	0
OH0000004317	AETNA PLATING COMPANY	CLEVELAND	190	0
OHD986970622	AEXCEL CORPORATION	MENTOR	56	0
OHD987008059	AIR SERVICES OF CLEVELAND	CLEVELAND	3	0
OHD986975100	AIRCRAFT BRAKING SYSTEMS CORP	AKRON	176	0
OHD004176681	AIRCRAFT PLATING CORP.	CLEVELAND	23	0
OHD982068199	AIRFOIL TECHNOLOGIES INTL	MENTOR	11	0
OHD004234480	AK STEEL CORP MIDDLETOWN WORKS	MIDDLETOWN	67,727	67,430
OHD004157418	AK STEEL CORPORATION	MANSFIELD	9,485	0
OHD004294567	AK STEEL CORPORATION - COSHOCTON WORKS	COSHOCTON	247	0
OHD004281598	AK STEEL CORPORATION - ZANESVILLE WORKS	ZANESVILLE	3,846	0
OHR000106922	AKROCHEM CORP	AKRON	1	0
OHD981090376	AKRON BRASS COMPANY	WOOSTER	187	0
OHD004163374	AKRON PAINT & VARNISH	AKRON	297	0
OHD004288890	AKZO NOBEL COATINGS INC	COLUMBUS	1,833	0
OHD981958044	AKZO NOBEL COATINGS INC	SPRINGFIELD	88	0
OHR000001610	ALBCO FOUNDRY INC	LISBON	52	0
OHR000104216	ALBEMARLE CORPORATION	DAYTON	255	0
OHD083321299	ALCOA CLEVELAND WORKS	CLEVELAND	1,687	0
OHD980569701	ALCOA HOME EXTERIORS INC	SIDNEY	213	0
OHD980683650	ALDRICH CHEMICAL CO	MIAMISBURG	11	0
OHD987045440	ALKERMES INC	WILMINGTON	992	0
OHR000014134	ALKERMES INC	CINCINNATI	5	0
OHD004212437	ALLEN AIRCRAFT PRODUCTS INC	RAVENNA	33	0
OHD981090418	ALLIANCE CASTINGS COMPANY LLC	ALLIANCE	206	0
OHD087050019	ALLWASTE CONTAINER SERVICES	WALBRIDGE	11	0
OHD987045424	ALLWASTE CONTAINER SERVICES	COLUMBUS	16	0
OHD055352512	ALSCO METALS CORPORATION	ASHVILLE	170	0
OHD004227948	AMERICAN ALUMINUM EXTRUSIONS OF OHIO LLC	CANTON	236	0
OHD004183182	AMERICAN BRONZE CORP	CLEVELAND	198	0
OHD986966323	AMERICAN COLORS INC	SANDUSKY	74	0
OHT400011482	AMERICAN JAPANING INC	BROOKLYN HEIGHTS	15	0
OHD004528873	AMERICAN METALS CORP	WESTLAKE	134	0
OHD178297297	AMERICAN SHOWA INC	SUNBURY	42	0
OHD042708586	AMERICAN SPRING WIRE CORP	BEDFORD HEIGHTS	1,396	0
OHD077757599	AMERICAN STANDARD INC	SALEM	48	0
OHD004239000	AMERICAN TRIM LLC	SIDNEY	72	0
OHD987052271	AMERICAN TRIM LLC OCP	WAPAKONETA	16	0
OHD005051081	AMERICAN TRIM LLC PC 1	LIMA	88	0
OHD004552808	AMERICAN TRIM LLC PC 2	LIMA	5	0

National Biennial RCRA Hazardous Waste Report: Based on 2005 Data

OHIO

REPORTED RCRA SITES

EPA ID	Site Name	Location City	RCRA Tons Generated	RCRA Tons Managed
OHD004198958	BESCAST INC	WILLOUGHBY	37	0
OHD042706689	BLACKHAWK AUTOMOTIVE PLASTICS	UPPER SANDUSKY	13	3
OHD080927940	BLACKHAWK AUTOMOTIVE PLASTICS	MASON	222	0
OHD046205076	BLACKHAWK AUTOMOTIVE PLASTICS INC	SALEM	10	0
OHR000102541	BLUE CORAL / SLICK 50	MAPLE HEIGHTS	18	0
OHD058839929	BOEHRINGER INGELHEIM ROXANE INC	COLUMBUS	5	0
OHD981791759	BOEHRINGER INGELHEIM ROXANE INC	COLUMBUS	41	0
OHD097612378	BOSCH REXROTH CORP WOOSTER FACILITY	WOOSTER	6	0
OHR000025692	BOVILLE INDUSTRIAL COATINGS INC	SMITHVILLE	16	0
OHD987020443	BP OIL CO SITE 06853	TOLEDO	17	0
OHD000772574	BP PIPELINES NA	CYGNET	1	0
OHD000773002	BP PIPELINES NA BRADLEY ROAD	CLEVELAND	6	0
OHD000812198	BP PRODUCTS NA - CLEVELAND TERMINAL	CLEVELAND	18	0
OHD005057542	BP PRODUCTS NORTH AMERICA INC TOLEDO REF	OREGON	627	0
OHR000019257	BRENT INDUSTRIES INC	TOLEDO	158	0
OHD000817221	BRIDGESTONE/FIRESTONE RESEARCH	AKRON	18	0
OHD004281945	BRON-SHOE COMPANY	COLUMBUS	31	0
OHR000002295	BROST FOUNDRY CO	MANSFIELD	49	0
OHD004212999	BRUSH WELLMAN INC	ELMORE	430	0
OHD068100650	BUCKEYE PARTNERS LP LIMA	LIMA	20	0
OHD057806614	BUCKEYE TERMINALS LLC COLUMBUS E	COLUMBUS	2	0
OHR000026690	BULLEN ULTRASONICS INC	EATON	78	0
OHD004453353	BURNER SYSTEMS INTERNATIONAL	MANSFIELD	89	0
OHD004282158	BURNHAM FOUNDRY LLC	ZANESVILLE	89	0
OHR000126490	BURROWS PAPER CORP	FRANKLIN	6	0
OHD180657975	BURTON METAL FINISHING INC	COLUMBUS	215	0
OHD987053089	BUSCHMAN CORPORATION	CLEVELAND	6	0
OHR000128033	BUTLER CO DEPT OF ENV SERVICES	HAMILTON	2	0
OHD004253225	BWAY PACKAGING	CINCINNATI	12	0
OHD987016292	C J MAHAN CONSTRUCTION CO LLC	GROVE CITY	65	103
OHD004226411	C W OHIO INC	CONNEAUT	49	0
OHD004246401	C W ZUMBIEL COMPANY	NORWOOD	41	0
OHD004167755	CALEX CORPORATION	CAMPBELL	220	0
OHD000810283	CANFIELD METAL COATING CORP	CANFIELD	197	0
OHD081292070	CAPITAL RESIN CORPORATION	COLUMBUS	163	0
OHR000013979	CARDINGTON YUTAKA TECHNOLOGIES INC	CARDINGTON	11	0
OHD987036019	CARGO CLEAN INC	CINCINNATI	30	0
OHD004284923	CASCADE CORP	SPRINGFIELD	29	0
OHD987033669	CASE WESTERN RESERVE UNIV DOA 990	CLEVELAND	8	0
OHD000812230	CASE WESTERN RESERVE UNIV MILLIS G35	CLEVELAND	9	0
OHD020626800	CATALYST SYSTEMS	GNADENHUTTEN	14	0
OHD087433744	CECOS INTERNATIONAL INC	WILLIAMSBURG	2,655	0
OHD163672686	CEDAR POINT	SANDUSKY	4	0
OHD987051984	CENTRIA	CAMBRIDGE	409	0
OHD004220810	CHARTER STEEL	CUYAHOGA HEIGHTS	2	0
OHD018384164	CHEMCENTRAL	TOLEDO	30	0
OHD008928319	CHEMCENTRAL CLEVELAND	STRONGSVILLE	27	0
OHD986977460	CHEMCENTRAL OHIO VALLEY CINCINNATI	HAMILTON	40	0
OHD052937885	CHEMICAL SOLVENTS INC	CLEVELAND	33	0
OHD980897656	CHEMICAL SOLVENTS INC	CLEVELAND	8,901	11,375
OHD987043387	CHEMSULTANTS INTL/CHEMDEVELOPMENT INC	MENTOR	3	0
OHD980896500	CHEMTRADE LOGISTICS INC	CLEVELAND	17	0
OHD066060609	CHEMTRON CORP.	AVON	4,869	5,315
OHD004254132	CHEVRON ENVIRONMENTAL MANAGEMENT CO	HOOVEN	175,013	0
OHD000608646	CHEVRON PHILLIPS CHEMICAL COMPANY LP	MARIETTA	106	0
OHD046428363	CHILLICOTHE PAPER INC	CHILLICOTHE	25	0
OHD981526676	CHROME DEPOSIT CORP	MONROE	19	0
OHD061023768	CHROMIUM CORPORATION	CLEVELAND	123	0

EPA ID

OHD004253878 CINCINNATI INC
OHD001851302 CINTECH INDUSTRIAL COATINGS INC
OHR000132340 CITY OF FINDLAY WATER TREATMENT PLANT
OHR000132332 CITY OF TOLEDO, PHILLIPS AVE BRIDGE
OHR000106815 CITY PLATING
OHD004289286 CLARK GRAVE VAULT CO
OHD000724153 CLEAN HARBORS ENVIRONMENTAL SERVICES INC
OHD981093420 CLEAN HARBORS PPM LLC
OHD016150062 CLEVELAND BLACK OXIDE
OHD017730458 CLEVELAND CLINIC FOUNDATION
OHD986966828 CLEVELAND DIVISION OF WATER BALDWIN WTP
OHD980278949 CLEVELAND DIVISION OF WATER GARRETT A MO
OHD986966836 CLEVELAND DIVISION OF WATER NOTTINGHAM W
OHD010841617 CLEVELAND STATE UNIVERSITY
OHD068892504 CLEVELAND STEEL CONTAINER
OHR000023861 CLEVELAND STEEL CONTAINER
OHD022969653 CLEVITE ELASTOMERS
OHD982601296 CNW LTD LLC
OHD093903235 COGNIS CORPORATION
OHD986998532 COLORAMICS - MAYCO COLORS
OHR000127712 COLTMAN ROAD PROPERTY
OHD986974921 COLUMBIA GAS TRANS CORP CRAWFORD
OHD004291654 COLUMBUS QCB INC
OHR000130245 COLUMBUS SCHOOL FOR GIRLS
OHD000816801 COLUMBUS STEEL CASTINGS
OHR000019232 COM-CORP IND
OHD131733248 COMMONWEALTH ALUMINUM CO
OHD147190417 COMPONENT REPAIR TECHNOLOGIES
OHR000134841 COMPUNET CLINICAL LABORATORIES
OHR000025601 CON-WAY CENTRAL EXPRESS
OHD004153854 CONN-SELMER INC
OHD004240305 CONSOLIDATED METAL PRODUCTS
OHD060431947 CONTAINER COMPLIANCE CORP
OHD987030137 CONTINENTAL AIRLINES INC
OHD004181764 CONTINENTAL PRODUCTS CO
OHD001829829 COOK COMPOSITES AND POLYMERS CO
OHD081218943 COOPER STANDARD AUTOMOTIVE
OHD004268884 COPELAND CORPORATION
OHD000817098 CORE MOLDING TECHNOLOGIES
OHR000029793 CORETEC CLEVELAND INC
OHD039454798 CORNWELL QUALITY TOOLS CO
OHR000128603 COSMOS INDUSTRIAL SERVICES INC
OHR000105536 COUNTRY SAW AND KNIFE
OHD981000557 COUSINS WASTE CONTROL
OHD981784960 COYNE TEXTILE SERVICES
OHR000131557 CRAFTCO HARDWOOD FLOORS INC
OHD005043054 CROWN BATTERY MANUFACTURING CO
OHR000002071 CROWN CORK & SEAL
OHD005053095 CROWN EQUIPMENT CORPORATION
OHD042159285 CROWN FOOD PACKAGING
OHD07777258 CROWN FOOD PACKAGING USA
OHD050388040 CSP OF OHIO LLC
OHD982626608 CSX TRANSPORTATION INC
OH0000359117 CUSTOM AEROSOL PACKAGING
OHD050393149 CUSTOM POLY BAG INC
OHR000138172 CYLINDER PROCESSORS INC
OHD076777788 DA-LITE SCREEN COMPANY INC
OHR000131433 DAIDO METAL BELLEFONTAINE LLC

National Biennial RCRA Hazardous Waste Report: Based on 2005 Data

OHD048784862
OHD048784920
OHD005039730
OHD004287371
OHD981950298
OHD076787050
OHR000037655
OHD004197257
OHD986983047
OHD982634453
OHD057540114
OHD041604463
OHD000720557
OHD080983935
OHD005041272
OHD987024031
OHR000111567
OHD041604729
OHD987033305
OHD046202602
OHD004283818
OHD045557766
OHD000817346
OHD000817023
OHD004255410
OHD052151701
OHR000105387
OHD004294419
OHD077432409
OHD004165924
OHD004522967
OHD002834919
OHD077758936
OHD004239703
OHR000132142
OHD004284535
OHD004170650
OHR000038422
OHR000038265
OHD981800063
OHD980795371
OHD004210563
OHD039128913
OHD982205882
OHD004287322
OHD004855292
OHD005041843
OHD004208930
OHD990 TDIL41604729

EPA ID

OHD004187605 ELECTROLIZING CORP OF OHIO PLANT 1
OHD982065773 ELECTROLIZING CORP OF OHIO PLANT 2
OHD004209904 ELECTROPLATING & FABRICATING CO
OHR000106880 ELIOKEM INC
OHD018297523 ELJER PLUMBINGWARE INC
OHD004169199 ELLWOOD ENGINEERED CASTINGS
OHD000817536 ELTECH SYSTEMS CORPORATION
OHD004210035 ELYRIA PLATING CORPORATION
OHD086438538 EMD CHEMICALS INC
OHD004203519 ENGELHARD CORP
OHD083321265 ENGELHARD CORPORATION
OHD980568992 ENVIRITE OF OHIO INC
OHD083377010 ENVIRONMENTAL ENTERPRISES INC
OHD987048337 ENVIRONMENTAL ENTERPRISES INC
OHD045243706 ENVIROSAFE SERVICES OF OHIO INC
OHD986971224 EPCO EXTRUSION PAINTING COMPANY
OHD004325411 ERAMET MARIETTA INC
OHD981195233 ERIEVIEW METAL TREATING CO
OHD000821454 ESAB WELDING AND CUTTING PRODUCTS INC
OHD098912934 ESCO TURBINE TECHNOLOGIES
OHD004153599 ETCHED METAL COMPANY
OHD004224036 ETNA PRODUCTS INC
OHD004201042 EUCLID CHEMICAL CO
OHD981092364 EURAND
OHD981201205 EVANS COLUMBUS LLC
OHD004186987 EVEREADY PRODUCTS CORP
OHD068111327 EVERGREEN LANDFILL
OH0000072173 EXAL CORPORATION
OHD004168837 EXCEL EXTRUSIONS INC
OHD005049184 FEDERAL MOGHO8RCEL EXTRUSIONS INC
OHD018504159
OH6890008976
OHD077783603
OHD004161410 EVANS COLUMRROIO PL INC
OHD049369440
OHD097625396
OHD980586788
OHD131733347
OHR000108779 EVEL CORP OR FIBREGLASS AND FCOA & j.0.00 -10R0 -10.12 TDIRROIS
OHD982206393
OHD037507282
OHD987007929
OHR000037622
OHR000036822
OHD987054673
OHD084509942
OHD981192875
OHD981193014
OHD005051289
OHD000817270
OHD004227815
OHD020626669
OHD049386436
OHD044468551
OH1170090004
OHR000131805
OHD004466876
OH0000192096



National Biennial RCRA Hazardous Waste Report: Based on 2005 Data

OHIO

REPORTED RCRA SITES

EPA ID	Site Name	Location City	RCRA Tons Generated	RCRA Tons Managed
OHD986979615	INDALEX ALUMINUM SOLUTIONS NILES PLANT	NILES	12	0
OHD094493343	INDALEX INC	FOSTORIA	26	0
OHR000000315	INDUSTRIAL GLOVE & TOWEL SERVICE	CLEVELAND	11	0
OHD005034657	INGERSOLL-RAND / ARO CORP	BRYAN	46	0
OHD042157644	INNOVENE USA LLC	LIMA	1,089,494	1,089,110
OHD098905946	INNOVEX INC	EASTLAKE	428	0
OHD982063166	INOVERIS LLC	DUBLIN	15	0
OHD980682702	INTERNATIONAL CONVERTER INC	CALDWELL	22	0
OHR000129627	INTERNATIONAL HERITAGE CENTER	CLEVELAND	2	0
OHD049645120	INTERNATIONAL TRUCK AND ENGINE CORP	SPRINGFIELD	392	0
OHD076916246	INVACARE CORPORATION	ELYRIA	42	0
OHD113031330	INVACARE CORPORATION	ELYRIA	4	0
OHR000041483	INVENSYS ENERGY COM TROL DIV	MANSFIELD	396	0
OHD004218673	ISG CLEVELAND INC	CLEVELAND	659	0
OHD046203774	ISG CLEVELAND WEST PROPERTIES INC	CLEVELAND	67	0
OHD986974467	ISG COLUMBUS COATINGS LLC	COLUMBUS	11	0
OHD986967214	ISG WARREN INC	WARREN	649	0
OHR000103168	ISHIKAWA GASKET AMERICA INC	BOWLING GREEN	50	0
OHD000721803	ISP COLUMBUS	COLUMBUS	1,585	0
OHR000128405	ISP LIMA LLC	LIMA	38	0
OHD051366094	ITT INDUSTRIES INC NEW LEX PLANT	NEW LEXINGTON	7	0
OHD092620723	ITW BEDFORD WIRE	BEDFORD HEIGHTS	210	0
OHR000132100	JAFE DECORATING COMPANY INC	GREENVILLE	40	0
OH0000923441	JENNISON-WRIGHT FORMER WOOD TREATING FAC	TOLEDO	4	0
OHR000121202	JEWEL ACQUISITION LLC	LOUISVILLE	18	0
OHD005034707	JOHNS MANVILLE PLANT 1	WATERVILLE	348	280
OHD005041322	JOHNS MANVILLE PLANT 2	DEFIANCE	57	0
OHD980701718	JOHNS MANVILLE PLANT 8	DEFIANCE	119	0
OHD000723510	JOHNSON CONTROLS INC	HOLLAND	78	0
OHD004210118	JOHNSON RUBBER COMPANY INC	MIDDLEFIELD	48	0
OHD081853681	JOHNSONDIVERSEY	SHARONVILLE	169	0
OH7210020510	JOINT SYSTEMS MANUFACTURING CENTER	LIMA	31	0
OHD982066664	K-B PLATING INC	CLEVELAND	70	0
OHR000108027	K.P. MCNAMARA COMPANY	CLEVELAND	47	0
OHD004298089	KAISER ALUMINUM AND CHEMICAL CORPORATION	HEATH	72	0
OHD004220885	KALCOR COATINGS COMPANY	WILLOUGHBY	68	0
OHD004251617	KAO BRANDS CO	CINCINNATI	7	0
OHD004254983	KAUTEX TEXTRON	WILMINGTON	9	0
OHD986976728	KEMRON ENVIRONMENTAL SERVICES	MARIETTA	15	0
OHD052320199	KENMORE RESEARCH COMPANY	RAVENNA	55	0
OHD065986200	KENWORTH TRUCK CO	CHILLICOTHE	510	88
OHR000119925	KIMBLE MIXER MIDVALE DIVISION	MIDVALE	21	0
OHD004198453	KIRKWOOD INDUSTRIES INC	CLEVELAND	10	0
OHD980821862	KLOR KLEEN	CINCINNATI	0	0
OHR000024927	KODAK VERSAMARK INC	DAYTON	198	177
OHD004487633	KOKOSING CONSTRUCTION CO INC	FREDERICKTOWN	23	0
OHD981187685	KRAFTMAID CABINETRY - PLANT 1	MIDDLEFIELD	787	0
OHD986971679	KRAFTMAID CABINETRY - PLANT 2	MIDDLEFIELD	127	0
OHR000001693	KRAFTMAID CABINETRY PLANT 3	ORWELL	1,329	0
OHD004343117	KRATON POLYMERS US LLC	BELPRE	144	0
OHR000135970	KST COATINGS	TWINSBURG	12	0
OHD980903827	L GRAY BARREL & DRUM CO	CLEVELAND	37	0
OHD987048733	LAFARGE NORTH AMERICA	PAULDING	0	88,849
OHD004186656	LAKE CITY PLATING	ASHTABULA	48	0
OHD004293932	LANCASTER GLASS CORPORATION	LANCASTER	21	0
OHD004233003	LANXESS CORPORATION	ADDYSTON	1,789	0
OHD004261905	LEONHARDT PLATING COMPANY	CINCINNATI	26	0
OH0000793109	LESAINTE LOGISTICS	FAIRFIELD	176	0

National Biennial RCRA Hazardous Waste Report: Based on 2005 Data

EPA ID

OHD083327262 LESCO
OHD005034459 LIBBEY INC
OHT400014106 LIEBERT CORPORATION
OHD004199048 LINCOLN ELECTRIC COMPANY
OHD046626552 LINCOLN ELECTRIC COMPANY
OHD089257265 LINCOLN ELECTRIC COMPANY
OHD051521722 LINDE HYDRAULICS CORPORATION
OHT400012076 LITE METALS COMPANY INC
OHR000105312 LLOYD TRANSPORTATION
OHD004163275 LOCKHEED MARTIN MS2-DSS
OHR000037788 LORAIN PIPE MILLS
OHD981793698 LORD CORP
OHR000020834 LSI GRAPHIC SOLUTIONS PLUS
OHD004172565 LUBRIZOL CORPORATION
OHD004172623 LUBRIZOL CORPORATION
OH0000935163 LUKE ENGINEERING & MFG CO
OHD004203980 LUKE ENGINEERING & MFG CO
OHD987034576 LUSTROUS METAL COATINGS INC
OHR000126367 L'OREAL USA INC
OHD037289170 L'OREAL USA PRODUCTS INC
OHD077751675 M I P INC
OHD004462032 ~~UNRECORDED~~
OHR000106963
OHD987048584
OHD004155347
OHD004167854
OHD004467874
OHD004207809
OHD004186433
OHD038951554
OHD000821397
OHD048107049
OHD017999244
OHR000036020
OHD039999164
OHD092626621
OHD077758753
OHT400013884
OHD087047353
OHD000817379
OHD081280539
OHD068897586
OHD081292286
OHD004213047
OHD042319244
OHR000019000
OHD048788426
OHD986974640
OHD175610443
OHD153745138
OHD049375215
OHD004288056
OHD000380386
OHD005037221
OHD982642571
OHD004299418
OHD048782049
OHD054443379

National Biennial RCRA Hazardous Waste Report: Based on 2005 Data

EPA ID	Site Name	Location City	
OHD072885429	MILACRON INC	MOUNT ORAB	0
OHR000035139	MILACRON-CIMCOOL	CINCINNATI	0
OHD076741149	MILLENNIUM CHEMICALS - PLANT 1	ASHTABULA	0
OHD004180782	MILLS COMPANY	UPPER SANDUSKY	4
OHR000039107	MILLS OF CARTHAGE	CINCINNATI	0
OHD161255898	MILL'S PRIDE LIMITED PARTNERSHIP	WAVERLY	0
OHD042707513	MOEN INC	ELYRIA	0
OHD044951820	MOLD TECH OHIO	YOUNGSTOWN	0
OHD982420093	MOLDED FIBER GLASS RESEARCH	ASHATABULA	0
OHD987030244	MOLTEN NORTH AMERICA CORP	FINDLAY	0
OHD047734447	MONTANA PRODUCTS INC	ORRVILLE	0
OHR000023994	MOORE CHROME PRODUCTS	SYLVANIA	0
OHD052324290	MORGAN ELECTRO CERAMICS	BEDFORD	0
OHD004214193	MORTON SALT	RITTMAN	0
OHD079435897	MOYNO INCORPORATED	SPRINGFIELD	0
OHD004220372	MPC PLATING INC	CLEVELAND	0
OHR000024901	MPW CONTAINER MANAGEMENT	CLEVELAND	0
OHD981529555	MPW RECOVERY TECHNOLOGIES LLC	FAIRBORN	0
OHD986967172	MT PICTURE DISPLAY CORP OF AMERICA	TROY	0
OHR000014605	MULTI SERVICE INC	DAYTON	0
OHD981950207	NAGALV-OHIO INC	CANTON	0
OH0800005035	NASA GLENN RESEARCH CENTER	CLEVELAND	0
OH3800015379	NASA PLUM BROOK STATION	SANDUSKY	0
OHD000772459	NATIONAL ELECTRIC COIL	COLUMBUS	0
OHD007901028	NATIONAL ENGINEERING	STRONGSVILLE	0
OHR000127985	NAVY REMEDIATION PROJECT AT TELEDYNE TUR	TOLEDO	0
OHR000130583	NCP WESTERLY LLC	MENTOR	0
OHD004264784	NEASE CORPORATION	HARRISON	0
OHD981201064	NEATON AUTO PRODUCTS MFG INC	EATON	0
OHR000128058	NEW SURFACE TECHNOLOGIES CORP	BEDFORD	0
OHD004294468	NEWARK ELECTRO PLATING INC	NEWARK	0
OH0000028621	NEWMAN TECHNOLOGY INC	MANSFIELD	0
OH0000000695	NISSIN BRAKE OHIO INC	FINDLAY	0
OHD982616229	NORCOLD INC	GETTYSBURG	0
OHR000127803	NORFOLK SOUTHERN RAILWAY CO - PORTSMOUTH	PORTSMOUTH	0
OHD987014891	NORMAN NOBLE INC - 5507	HIGHLAND HEIGHTS	0
OHR000018374	NORMAN NOBLE INC COLLAMER	E CLEVELAND	0
OHR000028977	NORPLAS INDUSTRIES INC	NORTHWOOD	0
OHD020647111	NORTH COAST CONTAINER CORP	CLEVELAND	0
OHR000035188	NORTH SANITARY LANDFILL	DAYTON	0
OHR000002279	NORTH STAR BLUESCOPE STEEL LLC	DELTA	0
OHR000127902	NORTHERN CHEMICAL BLENDING CORP	CLEVELAND	0
OHD004170791	NORWALK FURNITURE CORP	NORWALK	0
OHD980896856	NOVA CHEMICALS INC	BELPRE	0
OHD004457222	NOVELIS CORP	TRUMBULL	0
OHD004165171	NOVEON	AVON LAKE	0
OHD987030517	NOVEON	BOWLING GREEN	0
OHD004240313	NOVEON HILTON DAVIS	CINCINNATI	0
OHR000102301	NOVEON HQ AND R&D CENTER	CLEVELAND	0
OHD000817361	NOVEON INC	AKRON	0
OHR000005033	NPA AUTOMOTIVE FINISHES AND FILMS	CLEVELAND	0
OHD032271975	NUCOR STEEL	MARION	0
OHD004161022	NUTRON NAMEPLATE INC	NORTH OLMSTED	0
OHR000038091	NYLONGE CO	ELYRIA	0
OHD004198388	OATEY CO	CLEVELAND	0
OHR000131813	ODOT BRIDGE #SUN-8-0547 ODOT PROJECT 593	CUYAHOGA FALLS	0
OHD980898241	ODOT DISTRICT 12 WARRENSVILLE MAINTENANC	WARRENSVILLE	0
OHD004287215	OGLEBAY NORTON INDUSTRIAL SANDS INC	GLENFORD	0

0 N -10.08 TD(CL

National Biennial RCRA Hazardous Waste Report: Based on 2005 Data

OHIO

REPORTED RCRA SITES

EPA ID	Site Name	Location City	RCRA Tons Generated	RCRA Tons Managed
OHD982068389	OGLESBY CONSTRUCTION INC	NORWALK	13	0
OHD005034608	OHIO ART COMPANY	BRYAN	66	0
OHD004198412	OHIO CIRCUITS	TWINSBURG	267	0
OHD005036264	OHIO DECORATIVE PRODUCTS INC	SPENCERVILLE	136	0
OHD981201254	OHIO DEPARTMENT OF TRANSPORTATION	DELAWARE	6	0
OHD987004579	OHIO EDISON BAY SERVICE CENTER	SANDUSKY	1	0
OHR000012617	OHIO GALVANIZING CORP	MARION	2,009	0
OHR000016394	OHIO PEACE OFFICERS TRAINING ACADEMY	LONDON	26	0
OHD081319980	OHIO PRECIOUS METALS LLC	JACKSON	431	0
OHD982642118	OHIO STATE UNIVERSITY - AG	COLUMBUS	8	0
OHD986966943	OHIO STATE UNIVERSITY - BCW	COLUMBUS	36	0
OHD982642159	OHIO STATE UNIVERSITY - HOSPITAL	COLUMBUS	36	0
OHD000810077	OHIO STATE UNIVERSITY - MAIN	COLUMBUS	59	0
OHD080166945	OHIO STATE UNIVERSITY - OARDC	WOOSTER	6	0
OHD071650709	OHIO STATE UNIVERSITY - RCRL	COLUMBUS	9	0
OHD982642100	OHIO STATE UNIVERSITY - VET	COLUMBUS	3	0
OHD147203699	OHIO STATE UNIVERSITY - WEST	COLUMBUS	1	0
OHR000131292	OHIO TURNPIKE COMMISSION	BRACEVILLE	7	0
OHR000131300	OHIO TURNPIKE COMMISSION	CANFIELD	2	0
OHR000131318	OHIO TURNPIKE COMMISSION	CANFIELD	12	0
OHR000131326	OHIO TURNPIKE COMMISSION	CANFIELD	6	0
OHR000131334	OHIO TURNPIKE COMMISSION	AMHERST	4	0
OHR000131342	OHIO TURNPIKE COMMISSION	ELYRIA	4	0
OHR000131359	OHIO TURNPIKE COMMISSION	ELYRIA	13	0
OHR000131367	OHIO TURNPIKE COMMISSION	NORTH RIDGEVILLE	5	0
OHR000132514	OHIO TURNPIKE COMMISSION	SWANTON	3	0
OHR000132522	OHIO TURNPIKE COMMISSION	MAUMEE	6	0
OHD038954525	OLYMCO INCORPORATED	CANTON	610	0
OHD052322989	OMEGA PULTRUSIONS INCORPORATED	AURORA	14	0
OHD085763555	OMNOVA SOLUTIONS INC	MOGADORE	28	0
OHD093945293	ONYX ENVIRONMENTAL SERVICES LLC	WEST CARROLLTON	18,529	33,486
OHR000102475	ORBIT INDUSTRIES INC	MIDDLEBURG HTS	22	0
OHD981526965	ORGANIC TECHNOLOGIES	NEWARK	27	0
OHD981958614	ORGANIC TECHNOLOGIES	COSHOCTON	53	0
OHD004379970	ORMET PRIMARY ALUMINUM CORP	HANNIBAL	218	0
OHR000128066	OSBURN ASSOCIATES INC	LOGAN	31	0
OHD004286043	OUTOKUMPU COPPER NIPPERT INC DELAWARE MG	DELAWARE	21	0
OHD004495495	OWENS CORNING	NEWARK	152	0
OHD039992516	OWENS CORNING FIBERGLAS CORPORATION	GRANVILLE	5	0
OHD004497483	OWENS-BROCKWAY GLASS CONTAINER	ZANESVILLE	241	0
OHD009702531	P & J INDUSTRIES INC	TOLEDO	287	0
OHD005054366	PANDORA MANUFACTURING LLC	PANDORA	64	0
OHD004245809	PARKER HANNIFIN CORP EATON PLANT	EATON	110	0
OHD004299905	PARKER HANNIFIN HPD	MARYSVILLE	13	0
OHD004254702	PATHEON PHARMACEUTICALS INC	CINCINNATI	75	0
OHR000015545	PAXOS PLATING CO	CANTON	100	0
OHD004179339	PCC AIRFOILS LLC	MINERVA	275	0
OHD004179511	PCC CERAMICS GROUP	CLEVELAND	41	0
OHD987045408	PCC CERAMICS GROUP	WICKLIFFE	62	0
OHD004173415	PECHINEY PLASTIC PACKAGING INC	AKRON	272	145
OHD981528524	PENN WHEELING CLOSURE	WARREN	149	0
OHD005041405	PERFECTION FINISHERS INC	WAUSEON	26	0
OHD004274031	PERMA FIX OF DAYTON, INC.	DAYTON	705	7,000
OHR000037564	PERMATEX	OLON	24	0
OHD990777930	PERSTORP POLYOLS INC	TOLEDO	129	0
OHD049388051	PET PROCESSORS LLC	PAINESVILLE	17	0
OHR000125658	PHILIP MORRIS USA INC C/O CLIENT LOGIC	COLUMBUS	24	0
OHR000002667	PHILIP SERVICES AKA ALLWASTE CONTAINER S	CINCINNATI	12	0

National Biennial RCRA Hazardous Waste Report: Based on 2005 Data

OHIO

REPORTED RCRA SITES

EPA ID	Site Name	Location City	RCRA Tons Generated	RCRA Tons Managed
OHD004477634	QUEEN CITY BARREL CO	CINCINNATI	76	0
OHR000024018	R & L CARRIERS INC	WILMINGTON	13	0
OHD061614673	R D BAKER ENTERPRISES DBA DAYTON WATER S	DAYTON	4	0
OHD004288270	RANCO NORTH AMERICA	PLAIN CITY	2	0
OHD004284758	RAWAC PLATING CO	SPRINGFIELD	137	0
OHD004299954	RAY LEWIS & SON INC	MARYSVILLE	42	0
OHR000127068	RED BANK ROAD LLC	CINCINNATI	169	0
OHD045244480	REED AIR PRODUCTS	BRADNER	16	0
OHD004463998	REES PLATING COMPANY INC	CANTON	85	0
OHD018048108	REINO LINEN SERVICE INC	GIBSONBURG	392	0
OHD004201091	REMEDIATION AND LIABILITY MGMT CO INC (R	ELYRIA	1,154	0
OHR000037390	REMTEC INTERNATIONAL	BOWLING GREEN	6	0
OHD000817213	REPUBLIC ENGINEERED PRODUCTS INC	LORAIN	1,131	0
OHD004227708	REPUBLIC ENGINEERED PRODUCTS INC	MASSILLON	4,356	0
OHR000110197	REPUBLIC ENGINEERED PRODUCTS INC	CANTON	20,690	0
OHD058372178	REPUBLIC POWDERED METALS	MEDINA	13	0
OHD004447322	REPUBLIC SPECIAL METALS	CANTON	13	0
OHD004218095	REPUBLIC STORAGE SYSTEMS COMPANY	CANTON	153	0
OHD046632717	RESEARCH ORGANICS INC	CUYAHOGA HEIGHTS	2,393	0
OHD980793384	RESERVE ENVIRONMENTAL SERVICES INC	ASHTABULA	28	0
OHD061022828	REVLIS CORPORATION	AKRON	1	0
OHD987001211	REVLIS CORPORATION	NORTON	406	0
OHD021151329	RHEIN CHEMIE CORPORATION - PLANT 1	CHARDON	20	0
OHD987044500	RHEIN CHEMIE CORPORATION - PLANT 2	CHARDON	34	0
OHD092621234	RICERCA BIOSCIENCES LLC	CONCORD	280	0
OHR000011221	RICHLAND MOULDED BRICK CO	MANSFIELD	1,455	0
OH3571924544	RICKENBACKER ANGB BLDG 560	COLUMBUS	2	0
OHR000118166	RIFFLE MACHINE WORKS INC	CHILLICOTHE	4	0
OHD119294148	RITRAMA INC	CLEVELAND	147	0
OHR000016287	RITTMAN PAPERBOARD	RITTMAN	10	0
OHD004228631	RMI TITANIUM CO NILES PLANT	NILES	379	0
OHD990780777	ROCAL INC	FRANKFORT	11	0
OHD099526774	ROEMER INDUSTRIES	MASURY	71	0
OHD000724138	ROHM AND HAAS CHEMICALS LLC	CINCINNATI	58	0
OHD045566098	ROHM AND HAAS CHEMICALS LLC	WEST ALEXANDRIA	681	0
OHD042315747	ROLLS-ROYCE ENERGY SYSTEMS INC	MOUNT VERNON	9	0
OHD048415665	ROSS INCINERATION SERVICES, INC.	GRAFTON	33,908	59,498
OHD059048256	ROYAL CHEMICAL COMPANY	MACEDONIA	33	0
OHR000132357	ROYSTER-CLARK INC	COLUMBUS	22	0
OHD089256739	RTI ALLOYS - ALLOYS DIVISION	CANTON	6	0
OHD066039801	RUSSELL PRODUCTS	CLEVELAND	13	0
OHD980610018	RUTGERS ORGANICS CORPORATION	SALEM	647	0
OHD986981579	RYDER HEIL BRONZE INC	BUCYRUS	72	0
OHD987045572	SABCO INDUSTRIES	TOLEDO	27	0
OHD000720987	SAFETY-KLEEN SYSTEMS INC	BRUNSWICK	373	0
OHD980587364	SAFETY-KLEEN SYSTEMS INC	HEBRON	19,907	29,412
OHD981000664	SAFETY-KLEEN SYSTEMS INC	GROVEPORT	189	0
OHD981097876	SAFETY-KLEEN SYSTEMS INC	TOLEDO	423	0
OHD981099401	SAFETY-KLEEN SYSTEMS INC	KENT	355	0
OHD981187313	SAFETY-KLEEN SYSTEMS INC	SHARONVILLE	472	0
OHD981188840	SAFETY-KLEEN SYSTEMS INC	HEATH	11	0
OHD070749700	SAINT GOBAIN PERFORMANCE PLASTICS	MANTUA	11	0
OHD116847419	SAINT LUKE'S MEDICAL CENTER	CLEVELAND	9	0
OHD055810436	SAINT-GOBAIN CRYSTALS	NEWBURY	78	0
OHD070762596	SAINT-GOBAIN CRYSTALS	OLON	28	0
OH0000998237	SAMUEL STEEL PICKLING CO	TWINSBURG	22	0
OHD045210572	SANDUSKY ATHOL INTERNATIONAL	SANDUSKY	148	0
OHD004166591	SANDUSKY INTERNATIONAL INC	SANDUSKY	122	0

National Biennial RCRA Hazardous Waste Report: Based on 2005 Data

EPA ID

OHD005035167 SAUDER WOODWORKING COMPANY
OHD046200879
OHD068937770
OHR000126847
OHR000130146
OHD990834483
OHD056487457
OHD981953128
OHR000034843
OHD004251070
OHT400012050
OHD004177374
OHD004234787
OHD000721068
OHD074552258
OHR000026799
OHD046430328
OHD095341178
OHD986983302
OHD095198479
OHR000037762
OHD114911274
OHD981953870
OHD004467452
OHD000608638
OHD004258828
OHD095339362
OHD097627384
OHD987055142
OHR000029223
OHD018221853
OHD045247350
OHR000040808
OHD097952782
OHD056487101
OHD004447926
OHD981529688
OHD058394313
OHR000118703
OHD986966893
OHD986986578
OHR000028902
OHD004229506
OHD017923335
OHR000012419
OHT400010690
OHD000816629
OHD986971083
OHD004287355
OHD055811301
OHD034909358
OHD004520987
OHD987009974
OHR000132886
OHD004240396
OHD004160511
OHD000383612
OHD980795280


National Biennial RCRA Hazardous Waste Report: Based on 2005 Data

OHIO

EPA ID	Site Name	Location City	RCRA Tons Managed
OHD987054863	STEVE REIFF INC	ANTWERP	0
OHD004461943	STEWART BROS PAINT CO	ALLIANCE	0
OHD986979326	STL NORTH CANTON	NORTH CANTON	18
OHD004173431	STRUCTURAL NORTH AMERICA	CHARDON	0
OHD092622547	STRUKTOL COMPANY OF AMERICA	STOW	0
OHD066046749	SUGARCREEK INDUSTRIES	SUGARCREEK	0
OHD000724252	SUMCO PHOENIX CORPORATION	MAINEVILLE	0
OHR000132019	SUMMIT POWDER COATERS	BARBERTON	0
OHD004234811	SUN CHEMICAL CORP	CINCINNATI	0
OHD076778604	SUN CHEMICAL CORPORATION	CINCINNATI	0
OHD005108477	SUNOCO CHEMICAL	HAVERTHILL	13,754
OHD061762241	SUNOCO COLUMBUS WEST TERMINAL	COLUMBUS	0
OHD001722263	SUNOCO PARTNERS M&T LP DAYTON TERMINAL	DAYTON	0
OHD092169747	SUNOCO PARTNERS M&T TOLEDO TERMINAL	TOLEDO	0
OHD076745264	SUNOCO PARTNERS MARKETING & TERMINAL LP	AKRON	0
OHD085246817	SUNOCO PARTNERS MARKETING & TERMINALS LP	YOUNGSTOWN	0
OHD005046511	SUNOCO R&S	OREGON	0
OHD987033131	SUPERIOR FORGE & STEEL CORP	LIMA	0
OHD981527278	SWAGELOK MANUFACTURING COMPANY LLC	SOLOM	0
OHD987012366	SWAGELOK MANUFACTURING COMPANY LLC	SOLOM	0
OHD987042348	SWAGELOK SEMICONDUCTOR SERVICES COMPANY	CONCORD	0
OHD005048947	SYSTECH ENVIRONMENTAL CORPORATION	PAULDING	87,699
OHD052158805	TEAM INDUSTRIAL SERVICES INC	WOODLAWN	0
OHD981198609	TEASDALE CLEANERS INC	CINCINNATI	0
OHD982631756	TECHMETAL BUILDING #1	DAYTON	0
OHD982634248	TECHMETALS	DAYTON	0
OH0000567123	TECHMETALS INC BUILDING 5	DAYTON	0
OHD000717132	TECHNEGLAS INC	PERRYSBURG	0
OHT400010815	TECHNEGLAS INC	COLUMBUS	0
OHD987002243	TECHNIPLATE INC	CLEVELAND	0
OHD981534399	TECT	CLEVELAND	0
OHD076784040	TEDIA CO INC	FAIRFIELD	0
OHD981788714	TEIKURO CORPORATION	SPRINGFIELD	0
OHD987036464	TEKNOL INC	DAYTON	0
OHD005044490	TENNECO	NAPOLEON	0
OHT400014676	TEXAS EASTERN TRANSMISSION	ATHENS	0
OHD000720458	TEXAS EASTERN TRANSMISSION - BERNE	LEWISVILLE	0
OHD099731259	TEXAS EASTERN TRANSMISSION LP	SOMERSET	0
OHD980615173	TEXAS EASTERN TRANSMISSION LP	LEBANON	0
OHR000132159	TEXAS EASTERN TRANSMISSION LP LINE NO 3	MILTONSBURG	0
OHD980279376	TEXTILEATHER CORPORATION	TOLEDO	0
OHD051514057	TFP CORP	MEDINA	0
OHD004159869	THERM-O-DISC INC	MANSFIELD	0
OHD986966596	THILMANY LLC	LANCASTER	0
OHD077755213	THOMAS STEEL STRIP	WARREN	0
OHD043736644	THOMSON INC	CIRCLEVILLE	0
OHD987002490	THREE BOND INTERNATIONAL INC	WEST CHESTER	0
OHD087057188	THYSSENKRUPP BUDD CO - VAN WERT PLANT	VAN WERT	0
OHD052323581	THYSSENKRUPP BUDD CO CAREY PLT	CASEY	0
OHD068109768	THYSSENKRUPP BUDD CO-NORTH BALTIMORE PLA	NORTH BALTIMORE	0
OHD098435134	TIMET	TORONTO	0
OHD004465100	TIMKEN COMPANY - CANTON PLANTS	CANTON	201
OHD004465167	TIMKEN COMPANY - WOOSTER STEEL	WOOSTER	0
OHR000012484	TORO ENERGY OF OHIO - AMERICAN LLC	WAYNESBURG	0
OHD071654958	TOXCO INC	LANCASTER	0
OHD045560547	TRANS-ACC INC	CINCINNATI	0
OHD107512865	TRANSCO RAILWAY PRODUCTS INC	BUCYRUS	0
OHD004205365	TREMCO INC	CLEVELAND	0

National Biennial RCRA Hazardous Waste Report: Based on 2005 Data

OHR000128678
OHD043638691
OHD004470043
OHD005037064
OHD004237715
OHD004178356
OHD986998474
OHD982071896
OHD004293460
OHR000025254
OHT400010294
OHR000130831
OHD987035326
OHD077752566
OHD000772616
OHD987001732
OHD081315863
OHD092155191
OHD004465423
OHD986967545
OHD981777675
OHD004222030
OHD981094972
OHD000817049
OHD080985799
OHD000647131
OH0000874271
OHD077759405
OHD045207552
OHD987001492
OHD041064767
OHD051623734
OHD178302709
OHD001287812
OHR000000737
OH6890008984
OH2680030929
OHD990694192
OHT400011003
OHD016077802
OHD004389870
OHD004249348
OHD020273819
OHD986968113
OHR000027441
OHD004464871
OHD980613541
OHD004156923
OHD980571947
OHD004197307
OHD986971968
OHR000106898
OHD060409521
OHT400012522
OHD046203634
OHD004279592
OHD061029963
OHD981960958



National Biennial RCRA Hazardous Waste Report: Based on 2005 Data

EPA ID	Site Name	
OKR000020594	AAA QUALITY GALVANIZING, INC.	CHELSEA
OKD008010076	AAON, INC.	TULSA
OKD981144199	AAR AIRCRAFT SERVICES - OKLAHOMA	OKLAHOMA CITY
OKD980629984	ADVANCED COMPOSITES GROUP	TULSA
OKR000002832	AIR PRODUCTS AND CHEMICALS, INC.	CATOOSA
OKR000016907	AIR-X-CHANGERS	CATOOSA
OKD007192719	ALLIED MATERIALS CORPORATION	STROUD
OKD987098431	ALPHA TANK CLEANING	GLENPOOL
OK9571824045	ALTUS AIR FORCE BASE	ALTUS AFB
OKD007220148	AMERICAN AIRLINES, INC, COMPOSITE CENTER	TULSA
OKD982285546	AMERICAN AIRLINES, INC. APU CENTER	TULSA
OKD001824564	AMERICAN AIRLINES, INC. M & E CENTER	TULSA
OKD181233057	AMERICAN AIRLINES, WHEEL & BRAKE CTR	TULSA
OKR000017590	AMERICAN CLEANERS	OKLAHOMA CITY
OKD060765187	ANCHOR GLASS CONTAINER CORPORATION	HENRYETTA
OKD043440999	ARMSTRONG WORLD INDUSTRIES, INC.	STILLWATER
OKD041502089	ASHLAND DISTRIBUTION	TULSA
OKD981509920	AUTO CRANE COMPANY	TULSA
OKD072401045	AUTOMOTIVE COMPONENTS HOLDINGS, LLC	TULSA
OKD072424104	BAKER PETROLITE CHEMICALS	SAND SPRINGS
OKD072404387	BALDOR ELECTRIC COMPANY	WESTVILLE
OKD007224702	BARTLETT-COLLINS A DIV. OF INDIANA GLASS	SAPULPA
OKD982553208	BIZJET INTERNATIONAL	TULSA
OKD077338473	BP PIPELINES NA, INC.	CUSHING
OKD987071891	BP PIPELINES NA, INC.	ROOSEVELT
OKD987095304	BRENT INDUSTRIES, INC.	BARTLESVILLE
OKD987097870	CAPITAL AVIATION	BETHANY
OKR000017913	CAPITOL STEEL & IRON, LLC	OKLAHOMA CITY
OKR000015503	CHEVRON PHILLIPS CHEMICAL CO., LP.	BARTLESVILLE
OKR000018416	CHOCTAW MFG & DEV CORP (HUGO)	HUGO
OKD982289647	CHOCTAW MFG & DEV CORP (MCALESTER)	MCALESTER
OKD000758557	CHROMALLOY OKLAHOMA	MIDWEST CITY
OKD061627758	CHROMIUM PLATING COMPANY	TULSA
OKD987071651	CIMARRON AIRCRAFT CORP.	(MCTOV.00 -10.12 TD(OLSA) TjLSA) Tj0.00 -10.12 TD(OKLAHOMA CITY) Tj0.00 -10.00
OKD981052806	CITGO PETROLEUM CORP.	
OKD007206105	CMI TEREX CORPORATION	
OKD000757948	CONOCOPHILLIPS CO OKLAHOMA CITY TERMINAL	
OKD000803601	CONOCOPHILLIPS COMPANY	
OKR000019638	CONOCOPHILLIPS PIPE LINE CO MEDFORD	
OKR000019612	CONOCOPHILLIPS PIPE LINE CO. CUSHING FAC	
OKR000020545	CONOCOPHILLIPS PIPE LINE CO. LACEY STA	
OKD007233836	CONOCOPHILLIPS REFINERY/TECHNOLOGY/TRANS	
OKR000014506	CONTRACT MANUFACTURER LLC	
OKP410173576	COUNTY ROAD 170 OVER I-40, MILE MARKER 3	
OKP410173604	COUNTY ROAD 170 OVER I-40, MM 47	
OKP410173587	COUNTY ROAD 183 OVER I-40 MILE MARKER 16	
OKP410173595	COUNTY ROAD 185 OVER I-40 MM 18.5	
OKD064561749	CRANE CARRIER COMPANY	
OKD061631354	CROSBY GROUP - MCKISSICK PRODUCTS	
OKD020721098	DELTA FAUCET OF OKLAHOMA	
OKD007219009	DIAMOND VOGEL PAINTS	
OKR000013896	DIANON SYSTEMS (A LABCORP COMPANY)	
OKP410173705	DON HUME LEATHER GOODS, INC.	
OKD045349982	DUNCAN REFINERY	
OKD980623037	EAGLE PICHER TECHNOLOGIES, LLC	
OKD980877856	EATON CORPORATION	
OKR000018853	EATON CORPORATION	
OKD982293334	ENVIRONMENTAL MANAGEMENT, INC.	

National Biennial RCRA Hazardous Waste Report: Based on 2005 Data

EPA ID	Site Name	Location City	
OKD078648888	EXPLORER PIPELINE COMPANY	GLENPOOL	0
OKD990696890	FLEX-N-GATE OKLAHOMA, L.L.C.	ADA	0
OKD079981874	GABRIEL RIDE CONTROL PRODUCTS, INC.	CHICKASHA	136,210
OKD007207129	GEMINI CAOTINGS, INC.	EL RENO	120
OKD082565714	GENERAL MOTORS - OKLAHOMA CITY ASSEMBLY	OKLAHOMA CITY	0
OKR000020628	GLOBAL AIRWORKS	TULSA	0
OKD086998663	THE GOODYEAR TIRE & RUBBER COMPANY	LAWTON	0
OKD055943286	GRAPHIC ELECTRONICS, INC.	TULSA	0
OKD987087913	HARDAGE-CRINER SUPERFUND SITE	LINDSAY	0
OKP410173816	HASKELL ARMORY	HASKELL	5
OKD980868525	HIGGINS INTERIORS	ARDMORE	0
OKD096646666	HILTI INC	TULSA	0
OKD981597917	HONEYWELL LORI INC	TULSA	0
OKD000829440	HORSEHEAD CORP.	BARTLESVILLE	0
OK4213720846	HQ.USAFACFS, DPW, ENVIRONMENTAL DIVISION	FORT SILL	0
OKP410174173	I-240/I-44 JUNCTION	OKLAHOMA CITY	0
OKP410173628	I-40 OVER SH-30, MILE MARKER 7	TEXOLA	0
OKP410173633	I-40 OVER SH-34, MILE MARKER 32	ELK CITY	0
OKP410173686	I-40 OVER US-270 MILE MARKER 181	SHAWNEE	0
OKP410173471	I-40/I-44 "K" INTERCHANGE	OKLAHOMA CITY	0
OKR000015677	IC OF OKLAHOMA, LLC	TULSA	0
OKD062267448	IMATION ENTERPRISES CORP.	WEATHERFORD	0
OKD064551880	INTERPLASTIC CORPORATION	PRYOR	0
OKD062885975	JULIAN LUMBER COMPANY, INC.	ANTLERS	0
OKR000017715	JUPITER SULPHUR, LLC	PONCA CITY	19,725
OKD007194475	KIMRAY INC.	OKLAHOMA CITY	502
OKD981909849	KING AEROSPACE COMMERCIAL CORPORATION	ARDMORE	0 0
OKR000017327	KODAK POLYCHROME GRAPHICS	WEATHERFORD	
OKD094029063	KWIKSET BRISTOW	BRISTOW	505800-00
OKR000000612	LIMCO AIREPAIR	TULSA	0
OKD987085859	LMI FINISHING, INC.	TULSA	0
OKD065438376	LONE MOUNTAIN FACILITY	WAYNOKA	0
OK6213822798	MCALESTER ARMY AMMUNITION PLANT	MCALESTER	0
OKP410174595	MD WOOD LLC	OKLAHOMA CITY	0
OKD074294612	MERCURY MERCUISER	STILLWATER	0
OKD981149602	METAL CONTAINER CORPORATION	OKLAHOMA CITY	0
OKR000002741	MIDWEST TROPHY MFG., CO., INC.	DEL CITY	0
OKD047999396	MIH INDUSTRIES, INC.	MOORE	0
OKD990697559	NAMEPLATES, INC.	TULSA	0
OKD065436180	NATIONAL STANDARD COMPANY	STILLWATER	0
OKR000017822	NORDAM MANUFACTURING DIVISION - I&S	TULSA	0
OKR000004903	NORDAM MANUFACTURING DIVISION - NTR	TULSA	0
OKD980864052	NORDAM REPAIR DIVISION	TULSA	0
OKD000815001	NORTH AMERICAN GALVANIZING COMPANY PL2	TULSA	0
OKD007218167	NORTH AMERICAN GALVANIZING COMPANY P1	TULSA	0
OKR000018390	OKLAHOMA ARCADIAN UTILITIES, LLC	OKLAHOMA CITY	0
OKD000829465	OKLAHOMA STATE UNIVERSITY	STILLWATER	0
OKD099714354	OKLAHOMA STEEL & WIRE CO., INC.	MADILL	0
OKD007222805	OWENS-BROCKWAY GLASS CONTAINER INC.	MUSKOGEE	0
OKD990697666	OZARK FLUORINE SPECIALTIES INC.	TULSA	2TUL600.0
OKD987097953	PENLOYD, LLC	TULSA	
OKD987097219	PRECISION PARTS AND REMANUFACTURING CO.	OKLAHOMA CITY	
OKR000018762	QUAD GRAPHICS, INC.	OKLAHOMA CITY	
OKR000004150	QUALITY FINISHING, INC.	MCALESTER	
OKD061628624	QUALITY PLATING CO. OF TULSA	TULSA	
OKD131823130	QUEBECOR WORLD - STILLWATER DIVISION	STILLWATER	
OKD007223829	RAMSEY WINCH COMPANY	TULSA	
Okt410010797	REINFORCING SERVICES INC.	CATOOSA	

T5 SA

National Biennial RCRA Hazardous Waste Report: Based on 2005 Data

OREGON

REPORTED RCRA SITES

EPA ID	Site Name	Location City	RCRA Tons Generated	RCRA Tons Managed
ORD009412602	AKZO NOBEL COATINGS INC	SALEM	375	90
OR0000898874	ALASKAN COPPER & BRASS CO	PORTLAND	11	0
ORD980982839	ALL PHASE CIRCUITS INC	CENTRAL POINT	46	27
ORD009038761	ALLVAC ALBANY FACILITY (OREMET)	ALBANY	184	0
ORD987187929	ALLWEATHER WOOD	WHITE CITY	5	0
ORD980980312	AMERICAN METAL CLEANING INC	PORTLAND	41	0
ORQ000024252	AMERITIES WEST LLC	THE DALLES	17	0
OR0000032144	AQUA GLASS CORPORATION	KLAMATH FALLS	24	20
ORD987200920	ARCO 4271	PORTLAND	1	0
ORD987200961	ARCO 4379	ALBANY	2	0
ORD987200979	ARCO 4407	SALEM	2	0
ORD987201068	ARCO 5874	PORTLAND	3	0
ORQ000001685	ARCO 5891	GRESHAM	1	0
ORQ000001453	ARCO 5930	CRESWELL	4	0
ORQ000002196	ARCO 5957	SALEM	7	0
ORD115485989	ASHLAND DISTRIBUTION COMPANY	PORTLAND	2	0
ORD987200185	AVI BIOPHARMA INC	CORVALLIS	50	0
ORD987196284	AVIATION EXTERIORS	PORTLAND	32	0
ORD009763459	BEAVER MOTOR COACHES INC	BEND	19	0
ORD987200193	BEND PLATING INC	BEND	17	0
ORQ000018739	BEND RESEARCH PHARMA PROCESS DEV INC	BEND	27	0
ORD010736262	BLOUNT INC OREGON CUTTING SYSTEMS GROUP	MILWAUKIE	90	0
ORQ000015784	BOCE KACHINA	HILLSBORO	8	0
ORD054964481	BOEING OF PORTLAND	PORTLAND	3,553	3,355
ORD052216603	BP WEST COAST PRODUCTS	PORTLAND	19	0
ORD084426089	CARDINAL ALUMINUM OR DBA PORTLAND WILLAM	PORTLAND	15	0
ORD009759085	CARLTON COMPANY	MILWAUKIE	21	0
ORD180761934	CASCADE GENERAL INC	PORTLAND	45	0
ORD009672130	CASCADE PLATING & MACHINE INC	EUGENE	6	0
ORD045776432	CASCADE STEEL ROLLING MILLS INC	MCMINNVILLE	13,843	0
ORD009051665	CENVEO GRAPHIC ARTS CENTER	PORTLAND	25	0
ORD089452353	CHEMICAL WASTE MANAGEMENT OF THE NW	ARLINGTON	649	91,542
ORD000831701	CHEVRON USA INC WILLBRIDGE DISTRIB CTR	PORTLAND	6	0
ORQ000017863	CHROME WORLD	SPRINGFIELD	35	0
ORQ000011858	COLUMBIA STRUCTURAL TUBING	PORTLAND	2	0
ORQ000002071	COMPOSITE TECHNOLOGIES INC	HINES	2	0
ORD980975320	CONRAD WOOD PRESERVING CO	NORTH BEND	3	0
ORD027750645	CONTAINER MANAGEMENT SERVICES LLC	PORTLAND	52	0
ORD980738306	CONTINENTAL BRASS CO	PORTLAND	20	0
ORD982656290	COOS BAY LUMBER CO LLC	NORTH BEND	31	0
ORD071822928	COUNTRY COACH INC	JUNCTION CITY	33	13
ORD009024613	CROWN CORK & SEAL CO PLANT 87	PORTLAND	12	0
ORQ000003962	DISTRIBUTION SVCS AND WAREHOUSING INC	PORTLAND	3	0
ORD050975465	DONCASTERS MEDICAL TECHNOLOGIES	OREGON CITY	6	0
ORD987196847	DYNAGRAPHICS INC	PORTLAND	13	0
ORD063428403	DYNO NOBEL INC	ST HELENS	6	0
ORD018216887	EAST SIDE PLATING INC PLANTS 1, 2 & 3	PORTLAND	201	54
ORD009049107	EAST SIDE PLATING, INC., PLANT 4	PORTLAND	113	92
ORD980833891	EAST SIDE PLATING, INC., PLANT 5	PORTLAND	51	35
ORD041265372	EASTMAN KODAK COMPANY	WHITE CITY	508	0
ORD009031519	ELECTRO-CHEM METAL FINISHING INC	PORTLAND	12	0
ORD981770761	ENTEK INTL LLC	LEBANON	57	0
ORD076414135	ERICKSON AIR CRANE INC	CENTRAL POINT	14	0
ORD009422973	EXCELLO PRODUCTS INC	PORTLAND	13	0
ORD987200011	FEDEX GROUND	PORTLAND	10	0
ORD063427306	FORREST PAINT CO	EUGENE	55	0
ORD000602110	FREIGHTLINER LLC TRUCK MFG PLANT	PORTLAND	997	470
ORD009021239	GALVANIZERS COMPANY	PORTLAND	23	0

National Biennial RCRA Hazardous Waste Report: Based on 2005 Data

EPA ID	Site Name	Location City	RCRA Tons	
			7Sq(OREG4)	Tj0e -10.08 TD(0
OR0000317388	GE SECURITY	TUALATIN		0
ORD009042854	GRAPHIC PACKAGING NORTH PORTLAND	PORTLAND		8
ORD081182180	HEWLETT PACKARD COMPANY	CORVALLIS		0
ORQ000009720	HORIZON AIR OPS CENTER	PORTLAND		0
ORQ000005173	HYNIX SEMICONDUCTOR MFG AMERICA INC	EUGENE		0
ORD987176062	INDUSTRIAL PUBLISHING INC	EUGENE		4
OR0000940692	INTEGRATED DEVICE TECHNOLOGY INC	HILLSBORO		0
ORR000001420	INTEL CORP RONLER ACRES	HILLSBORO		0
ORD060591963	INTEL CORPORATION ALOHA CAMPUS	ALOHA		0
ORD009032400	J H BAXTER & CO EUGENE	EUGENE		0
ORQ000024284	JACK EYERLY TRUST	SALEM		0
ORD046260212	JELD-WEN	BEND		0
ORD009417221	JELD-WEN, INC., KLAMATH FALLS	KLAMATH FALLS		0
ORD010746402	JOHNSON CONTROLS BATTERY GROUP INC	CANBY		8
ORQ000024373	K & S PEDERSEN AUTOMOTIVE LLC	KLAMATH FALLS		0
ORQ000009936	KAISER S INTERSTATE MEDICAL OFFICE	PORTLAND		0
ORR000001321	KAISER SUNNYSIDE MEDICAL CENTER	CLACKAMAS		0
ORQ000009423	KANTO CORPORATION	PORTLAND		47
ORD982652463	LACAMAS LABORATORIES INC	PORTLAND		0
ORQ000007682	LEADER TECHNOLOGIES INC	WILSONVILLE		0
ORD045776796	LEUPOLD & STEVENS INC	BEAVERTON		4
ORQ000004382	LSI LOGIC MANUFACTURING SERVICES, INC.	GRESHAM		24
ORD099149445	MASIC INDUSTRIES	PORTLAND		0
ORD050972322	MASTERBRAND CABINETS INC	GRANTS PASS		0
ORD091296756	MASTERBRAND CABINETS INC	HILLSBORO		14
ORQ000006593	MATERIAL SUPPORT RESOURCES INC	GRESHAM		0
ORD987201472	MATSUSHITA ELECTRONIC MATERIALS INC	FOREST GROVE		0
OR0000148833	MAXIM INTEGRATED PRODUCTS	BEAVERTON		0
ORQ000023536	MCFARLAND CASCADE POLE & LUMBER CO BSN	EUGENE		0
ORQ000019729	MEDALLION CABINETRY INC OREGON	INDEPENDENCE		0
ORD980725592	MERIX CORP	FOREST GROVE		28
ORQ000019091	MERIX CORPORATION	WOOD VILLAGE		0
ORD987166204	MICROCHIP TECHNOLOGY INC	GRESHAM		0
ORD980986905	MOLECULAR PROBES INC	EUGENE		0
OR0001021369	MONACO COACH CORP	COBURG		0
ORD065257685	MONACO COACH CORP HARRISBURG	HARRISBURG		0
ORD987190543	MULTNOMAH CO SD 1 WHITAKER MIDDLE SCHOOL	PORTLAND		0
ORD009031675	MYERS CONTAINER CORP	PORTLAND		0
ORD987187630	NORTH CREEK ANALYTICAL INC	BEAVERTON		0
ORQ000024568	NORTHWEST PAINTERS AND REMODELERS INC	TUALATIN		0
ORD987175569	NOVELLUS SYSTEMS INC	TUALATIN		0
ORD052216702	OBRIST AND CUNNINGHAM INC	PORTLAND		0
ORQ000024450	ODEQ CLEAN UP PORT OF PORT ORFORD	REEDSPORT		0
ORQ000024626	ODEQ DRY CLEANER CAROUSEL CLEANERS & LAU	OREGON CITY		0
ORD009020603	ODEQ MCCORMICK AND BAXTER SUPERFUND SITE	PORTLAND		0
ORQ000002915	ODEQ NUWAY CLEANERS II	LEBANON		0
ORQ000024399	ODOT RIGHT OF WAY PROJECT	PORTLAND		0
ORD987198926	OLIGOS ETC INC	WILSONVILLE		0
ORD980988356	ORARNG CAMP WITHYCOMBE	CLACKAMAS		0
ORD980726277	OREGON HEALTH SCIENCES UNIVERSITY	PORTLAND		0
ORD000407841	OREGON PLATING COMPANY INC	PORTLAND		0
ORD037087442	OREGON SANDBLASTING & COATING INC	TUALATIN		7
ORD053599908	OREGON STATE UNIVERSITY	CORVALLIS		0
ORD009026618	OWENS BROCKWAY GLASS CONTAINERS	PORTLAND		0
ORD044106110	PACIFIC CAST TECHNOLOGIES INC	ALBANY		0
ORQ000020818	PACIFIC WOOD PRESERVING OF OREGON	SHERIDAN		0
ORD009031873	PARAMOUNT PETROLEUM	PORTLAND		0
ORD009027970	PCC STRUCTURALS INC LPC	PORTLAND		218

National Biennial RCRA Hazardous Waste Report: Based on 2005 Data

OREGON

REPORTED RCRA SITES

EPA ID	Site Name	Location City	RCRA Tons Managed	
ORD000773937	PCC STRUCTURALS INC SSBO	CLACKAMAS	353	272
ORD009041187	PERMAPOST PRODUCTS COMPANY INC	HILLSBORO	14	0
ORQ000024177	PINE CONE LLC	KLAMATH FALLS	52	0
ORQ000003830	PLUS ONE ANODIZE INC	SHERWOOD	39	0
ORQ000010405	PORTLAND DEVELOPMENT COMMISSION	PORTLAND	27	0
ORD052226800	PORTLAND STATE UNIVERSITY	PORTLAND	12	0
ORD099142093	PROVIDENCE PORTLAND MEDICAL CENTER	PORTLAND	17	0
ORD058131178	QUADRA CHEMICALS PORTLAND	PORTLAND	16	0
ORD987191459	QUEST DIAGNOSTICS INCORPORATED	PORTLAND	14	0
ORQ000024595	QWEST	PORTLAND	2	0
ORD982659500	REJUVENATION INC	PORTLAND	12	2
ORD009412677	REYNOLDS METALS COMPANY	TROUTDALE	23	0
ORD009020470	RODDA PAINT CORPORATION	PORTLAND	153	60
ORD009023920	ROSBORO LUMBER COMPANY	SPRINGFIELD	2	0
ORD990659492	RP - PORTLAND SITE	PORTLAND	48	0
ORD981766124	SAFETY KLEEN SYSTEMS INC 7-148-01	CLACKAMAS	515	0
ORD981761265	SALEM CITY OF SHOP COMPLEX	SALEM	1	0
ORD982656076	SAPA, INC COATINGS DIV	PORTLAND	353	0
ORD041273491	SEASWIRL BOATS A GENMAR CO	CULVER	14	0
ORD009421579	SELMET INC	ALBANY	44	0
ORQ000024482	SHELL CHEMICAL LP SPILL SITE	MEDFORD	33	0
ORD000641639	SHELL OIL PRODUCTS US - PORTLAND TERMINL	PORTLAND	19	0
ORD000602490	SHERWIN WILLIAMS CO	PORTLAND	13	0
ORD096253737	SILTRONIC CORPORATION	PORTLAND	6	0
ORD987194800	SOUTHERN OREGON MARINE INC	COOS BAY	7	0
ORQ000024540	SPECIALIZED PAVEMENT MARKING INC	TUALATIN	15	0
ORD000604652	SUMCO OREGON	SALEM	55	0
ORQ000004028	SUMCO OREGON	SALEM	6	0
ORD003992518	SUNSTONE CIRCUITS LLC	MULINO	64	51
ORD981768500	SUPERIOR METAL FINISHING INC	TUALATIN	15	0
ORD137360749	SUPERIOR TANK WASH INC	PORTLAND	5	0
ORD106543275	SUPREME NORTHWEST	WOODBURN	8	0
ORD085979474	SYNTHETECH INC	ALBANY	443	0
ORD027749209	TARR ACQUISITION, LLC	PORTLAND	7	0
ORD009020231	TEKTRONIX	BEAVERTON	246	0
ORD009615774	TEMCO METAL PRODUCTS CO	CLACKAMAS	637	0
ORD987195088	TOK AMERICA	HILLSBORO	348	0
ORQ000005322	TRIQUINT SEMICONDUCTOR INC	HILLSBORO	124	0
ORD049376189	TYCO ELECTRONICS \ PCG \ DALLAS DIV	DALLAS	134	32
ORQ000009431	UMATILLA CHEMICAL DISPOSAL FACILITY	HERMISTON	135	1,882
ORD982658742	UNION PACIFIC RAILROAD	THE DALLES	106	0
ORD987195294	UNION PACIFIC RAILROAD	HERMISTON	5	0
ORQ000025224	UNION PACIFIC RAILROAD COMPANY	TIGARD	1,888	0
ORD009227398	UNIVAR USA INC	PORTLAND	17	0
ORD049793995	UNIVERSITY OF OREGON	EUGENE	12	0
OR6213820917	US ARMY UMATILLA CHEMICAL DEPOT	HERMISTON	5	0
OR0140113218	USACE BONNEVILLE	CASCADE LOCKS	21	0
OR2960010690	USACE MCNARY PROJECT	UMATILLA	9	0
OR1570024264	USAF ANG PORTLAND	PORTLAND	7	0
ORQ000021147	USDOJ BLM BURNS DIST GLASS BUTTES RETORT	BROTHERS	8	0
OR4151900038	USDOJ BP FED CORRECTIONAL INSTITUTION	SHERIDAN	3182	0
OR5360010321	USVA MEDICAL CENTER PORTLAND	PORTLAND	0	0
ORD050955848	WAH CHANG	ALBANY	0	2,962
ORD057074627	WEST LINN PAPER COMPANY	WEST LINN		0
ORD980980353	WESTAK OF OREGON	FOREST GROVE		431
ORD980977656	WESTERNELECTRONICS DELTA CORPORATION	TUALATIN		0
ORD096249081	WEYERHAEUSER CO SPRINGFLD CONTAINERBOAR	SPRINGFIELD		0
ORD089451223	WEYERHAEUSER COMPANY	NORTH BEND		0

National Biennial RCRA Hazardous Waste Report: Based on 2005 Data

OREGON

REPORTED RCRA SITES

EPA ID	Site Name	Location City	RCRA Tons Generated	RCRA Tons Managed
ORD009035817	WEYERHAEUSER COMPANY ALBANY PAPER MILL	ALBANY	464	463
ORD000409581	XEROX OFFICE GROUP	WILSONVILLE	24	1

National Biennial RCRA Hazardous Waste Report: Based on 2005 Data

EPA ID	Site Name	
PAD114942832	171ST AIR REFUELING WING PA ANG	CORAOPOLIS
PAD987393717	A DUIE PYLE INC	WEST CHESTER
PAD042266171	A&E MFG CO	LEVITTOWN
PAD000765651	A-CUBED CORP	MARS
PAR000504399	ABSORPTION REFRIGERATION PLANT	NORTH EAST
PAD002344463	ACCELLENT COLLEGEVILLE	TRAPPE
PAR000504662	ACCUPAC INC	MAINLAND
PAR000523951	ACCURATE MARKING PRODUCTS INC	NEW KENSINGTON
PAD003037942	ACF INDUSTRIES	MILTON
PA0000918888	ACME CRYOGENICS, TANK REHAB	ALLENTOWN
PAD987368081	ACTIVE BRASS FOUNDRY	TELFORD
PAD987370780	ACTON TECHNOLOGIES INC	PITTSTON
PAD003010345	ADHESIVES RESEARCH INC	GLEN ROCK
PAD175522911	ADVANCED POLYMER TECHNOLOGY	HARMONY
PAD987367216	AERC.COM INC	ALLENTOWN
PAD021052329	AEROSPACE DISPLAY SYSTEMS INC	HATFIELD
PAD987283207	AIR LIQUIDE ELECTRONICS US	MORRISVILLE
PAD043394683	AIR PRODUCTS & CHEMICALS	EASTON
PAD981111735	AIR PRODUCTS & CHEMICALS	MORRISVILLE
PAD069778967	AIR PRODUCTS & CHEMICALS ESM	TAMAQUA
PAD003001070	AIR PRODUCTS AND CHEMICALS	ALLENTOWN
PAD981734429	AIROPAK NOVAPAK CORP	MANCHESTER
PAD004325254	AK STEEL CORP BUTLER WORKS	BUTLER
PAD030069140	ALBEMARLE CORP	TYRONE
PAD096262522	ALCOA EXTRUSIONS INC	CRESSONA
PAD094224771	ALCOA KAMA	HAZLETON
PAD044065035	ALCOA PACKAGING	DOWNINGTOWN
PAD004393138	ALCOA TECHNICAL CENTER	ALCOA CENTER
PAR000042713	ALCOM PRINTING GROUP	HARLEYSVILLE
PAD982364259	ALCON MFG LTD	SINKING SPRINGS
PAD002268456	ALEX C FERGUSON INC	FRAZER
PAD987342185	ALLEGHENY COATINGS	RIDGWAY
PAD981730815	ALLEGHENY COUNTY AIRPORT AUTHORITY	PITTSBURGH
PAD004322509	ALLEGHENY LUDLUM CORP	WASHINGTON
PAD004335154	ALLEGHENY LUDLUM CORP	BRACKENRIDGE
PAD004335162	ALLEGHENY LUDLUM CORP	LEECHBURG
PAD004378501	ALLEGHENY LUDLUM CORP	VANDERGRIFT
PAD982709115	ALLEGHENY LUDLUM CORP	NATRONA HEIGHTS
PAD055054316	ALLEGHENY SURFACE TECHNOLOGY	LEWIS RUN
PAD987356649	ALLIANCE REMANUFACTURING	PHILADELPHIA
PAR000036327	ALLOY SURFACES CO INC	ASTON
PAR000512319	ALLOY SURFACES CO INC	BOOTHWYN
PAD981111529	ALLTECH APPLIED SCIENCE	STATE COLLEGE
PAD057629479	ALLVAC LATOBE FACILITY	LATROBE
PAD981040777	ALLWASTE CONTAINER SERVICES	CORAOPOLIS
PAD981043680	ALLWASTE CONTAINER SERVICES	PARKER
PAD049029697	ALUMAX MILL PRODUCTS	LANCASTER
PAD980712202	AMERICAN COLOR GRAPHICS	YORK
PAD002353290	AMERICAN INKS & COATINGS CORP	VALLEY FORGE
PAR000008367	AMERICAN IRON OXIDE CO	ALLENPORT
PAD084868785	AMERICAN LAFRANCE	EPHRATA
PAD002399285	AMERICAN NICKELOID CO	WALNUTPORT
PAD001604693	AMERICAN REFINING GROUP	BRADFORD
PAD005031497	AMERICAN TINNING & GALVANIZING CO INC	ERIE
PAR000021618	AMERICAN VIDEO GLASS CO	MOUNT PLEASANT
PAD002342236	AMETEK US GAUGE DIVISION	SELLERSVILLE
PAD987360047	AMI DODUCO WESTMORELAND	EXPORT
PAD000824755	AMTRAK PENN COACH YARD	IE
		EPHRATA

National Biennial RCRA Hazardous Waste Report: Based on 2005 Data

PENNSYLVANIA

REPORTED RCRA SITES

EPA ID	Site Name	Location City	RCRA Tons Managed	
PAD030128136	EXPRESS CONTAINER SERVICE	PITTSBURGH	79	0
PAR000037390	EXTRUDE HONE CORP	IRWIN	8	0
PAD987283967	XYGEN RESEARCH	STATE COLLEGE	VILLE	0
PAR000501882	FAIRCHILD SEMICONDUCTOR	MOUNTAIN TOP		0
PAR000015305	FCI USA INC	MOUNT UNION	0	0
PAD053061578	FEDCHEM LLC	BETHLEHEM		0
PAD041364373	FEDERAL MOGUL	WEATHERLY		0
PAD987283637	FEDEX GROUND	LEWISBERRY		0
PAD041731670	FERRO GLASS & COLOR CORP	WASHINGTON		0
PAR000034181	FILMTRONICS INC	BUTLER		0
PAD002299683	FINNAREN & HALEY INC	CONSHOHOCKEN		65
PAD987332673	FISHER CLINICAL SERVICES INC	ALLENTOWN		0
PAR000042283	FISHER CLINICAL SERVICES INC	ALLENTOWN		0
PAR000523969	FLEETWOOD INDUSTRIES INC	LEESPORT		0
PAD002336618	FLEXIBLE CIRCUITS INC	WARRINGTON		0
PAD004325692	FLEXSYS AMERICA	MONONGAHELA		0
PAD096842463	FLINT INK NORTH AMERICA	LIONVILLE		0
PAD004327417	FLOWLINE DIVISION	NEW CASTLE		0
PAD003017092	FLURY FOUNDRY CO	LANCASTER		0
PAD002274975	FOAMEX INTERNATIONAL	EDDYSTONE		0
PAD073724262	FOX CHASE CANCER CENTER	PHILADELPHIA		0
PAD002331254	THE FREDERICKS CO	HUNTINGDON VALLEY		0
PAD092858406	FRES-CO SYSTEM USA INC	TELFORD		0
PAR000024414	GALVTECH	PITTSBURGH		0
PAD009722265	GE BETZ INC TREVOSE PLANT	TREVOSE		0
PAD060682622	GE LIGHTING BRIDGEVILLE GLASS	BRIDGEVILLE		0
PAD082038480	GE RAIL SERVICES	SAYRE		0
PAD987277308	GE THERMOMETRICS INC	SAINT MARYS		2
PAR000506329	GELEST INC	MORRISVILLE		0
PAD987364544	GENCO DISTRIBUTION	CAMP HILL		0
PAR000503938	GENCO DISTRIBUTION SYSTEMS	SHIREMANSTOWN		0
PAD003044971	GENERAL DYNAMICS LAND SYSTEMS	EYNON		0
PAD069779627	GENERAL DYNAMICS OTS (PA) INC	RED LION		0
PAD005033055	GENERAL ELECTRIC ERIE PLANT	ERIE		0
PAD001698786	GENERAL ELECTRIC INTL INC I&RS	WEST MIFFLIN		0
PAD045389988	GENTEX CORP	SIMPSON		0
PAR000509299	GENTEX OPTICS INC	SIMPSON		0
PAD014409742	GEORGE S COYNE CHEMICAL CO	READING		0
PAD114336233	GEORGE S COYNE CHEMICAL CO	CROYDON		0
PAR000503912	GERHARDT USA	DALLASTOWN		0
PAD051658573	GICHNER SHELTER SYSTEMS	DALLASTOWN		12
PAD004336905	GLENSHAW GLASS CO INC	GLENSHAW		0
PAD071445423	THE GLIDDEN CO	READING		184
PAR000023853	GLOBAL PACKAGING INC	OAKS		0
PA0000193334	GOLDSCHMIDT INDUSTRIAL CHEMICAL CORP	MCDONALD		0
PAD980555197	GREENE TWEED & CO	KULPSVILLE		0
PAD981105307	GREIF INC	WARMINSTER		0
PAD043891647	GROVE US LLC	SHADY GROVE		0
PAD980715957	GROVE US LLC	QUINCY		0
PAD000429589	GROWS LANDFILL	MORRISVILLE		0
PAD981737794	GT&S INC	MORRISVILLE		0
PAD113428726	GUARDIAN INDUSTRIES CORP	JEFFERSON HILLS		0
PAR000021816	H C STARK INC	LATROBE		0
PAD061075529	H&N PACKAGING INC	COLMAR		79
PAD990752719	HADCO	LITTLESTOWN		0
PAD002335222	HANDY & HARMAN TUBE CO	NORRISTOWN		1
PAR000042002	HANES ERIE INC	FAIRVIEW		0
PAD987394350	HARD CHROME SPECIALISTS INC	YORK		0

National Biennial RCRA Hazardous Waste Report: Based on 2005 Data

PENNSYLVANIA

REPORTED RCRA SITES

EPA ID	Site Name	Location City	RCRA Tons Generated	RCRA Tons Managed
PAD001643691	HARLEY DAVIDSON	YORK	1,334	0
PAD041744038	HART METALS INC	TAMAQUA	23	0
PAD050942580	HAYSITE REINFORCED PLASTICS	ERIE	20	0
PAR000022210	HEALTH NETWORK LABORATORIES	ALLENTOWN	7	0
PAD001127331	HEDSTROM CORP	BEDFORD	15	0
PAR000040261	HEETER PRINTING CO	CANONSBURG	7	0
PAD003037504	HEICO CHEMICALS	DELAWARE WATER GAP	441	0
PAD103746772	HERAEUS CIRCUIT MATERIALS DIV	WEST CONSHOCKEN	5	0
PAD987276318	HERCULES INC RESIN DISPOSAL SITE	WEST ELIZABETH	4	0
PAD069021830	HESS PHILADELPHIA TERMINAL	PHILADELPHIA	3	0
PAD112570072	HIGH STEEL STRUCTURES INC	WILLIAMSPORT	14	0
PAD982362899	HIGH STEEL STRUCTURES INC	LANCASTER	64	0
PAD067392902	HILLOCK ANODIZING INC	PHILADELPHIA	52	0
PAD987266657	HOEGANAES CORP	WATSONTOWN	8	0
PAR000034702	HONEYWELL AIRCRAFT LANDING SYSTEMS	ALLENTOWN	16	0
PAD003047974	HONEYWELL INTERNATIONAL	SOUTH MONTROSE	8	0
PAD981739758	HONEYWELL INTERNATIONAL INC	MARCUS HOOK	504	0
PAD002395887	HORSEHEAD CORP	PALMERTON	26,341	224,632
PAD004372363	HORSEHEAD CORP MONACA SMELTER	MONACA	304	0
PAD068568088	HOWMET ALUMINUM CASTINGS	BETHLEHEM	3	0
PAD002334621	HUHTAMAKI FLEXIBLES INC	MALVERN	66	25
PAD980830897	HUNTERSTOWN ROAD GROUNDWATER REMEDIATIO	GETTYSBURG	15	0
PAD004315156	HUSSEY COPPER LTD	LEETSDALE	38	0
PAD980917975	II-VI INC	SAXONBURG	379	0
PAD004336731	INDSPEC CHEMICAL CORP	PETROLIA	135	0
PAD002334142	INDUSTRIAL METAL PLATING	READING	390	0
PAD000621839	INDUSTRIAL WASTES INC	DARLINGTON	107	0
PAD069778942	INGERSOLL RAND	SHIPPENSBURG	16	10
PAD087561015	INMETCO	ELLWOOD CITY	5,195	40,759
PAD987333739	INNOVATION PRINTING & COMMUNICATIONS	PHILADELPHIA	15	0
PAD003004488	INTELLIGENCER PRINTING CO	LANCASTER	17	0
PAD003032752	INTER METRO INDUSTRIES	WILKES BARRE	66	0
PAD087115762	INTERTEK CALEB BRETT	ESSINGTON	27	0
PAR000043885	ION TECHNOLOGIES	RIDGWAY	52	0
PAD002326908	ISG PLATE	COATESVILLE	14,361	0
PAD120531660	ISG PLATE LLC	CONSHOCKEN	31	0
PAD003026531	ISG STEELTON	STEELTON	13,563	0
PAD004327466	ISM FASTENING SYSTEMS	BUTLER	331	0
PAD002342954	ITT GOULDS PUMPS	ASHLAND	15	0
PAD089173207	ITT INDUSTRIES	LANCASTER	5	0
PAD002278224	ITW PHILADELPHIA RESINS	MONTGOMERYVILLE	22	3
PAD003025327	J L CLARK INC LANCASTER DIV	LANCASTER	28	0
PAD987387792	J WALTER MILLER CO	LANCASTER	565	0
PAD004323788	JAMESTOWN PAINT CO	JAMESTOWN	136	0
PAD047518014	JERR DAN CORP	GREENCASTLE	32	0
PAR000029769	JERR DAN CORP	GREENCASTLE	10	0
PAD004322343	JESSOP STEEL CO	WASHINGTON	52	0
PAR000510602	JEWEL ACQUISITION	MIDLAND	6,169	0
PA0000965376	JLG INDUSTRIES INC	MCCONNELLSBURG	11	0
PAD043887728	JLG INDUSTRIES INC	MCCONNELLSBURG	136	0
PAR000501643	JLG INDUSTRIES INC	MCCONNELLSBURG	14	0
PAR000020131	JOHNSON & JOHNSON MECHANICSBURG	MECHANICSBURG	5	0
PAD987365236	JOHNSON & JOHNSON MERCK CONSUMER PHARMA	LANCASTER	17	0
PAD000731471	JOHNSON & JOHNSON PRD	SPRING HOUSE	41	0
PAR000001792	JOHNSON & JOHNSON PRD	EXTON	8	0
PAD000736975	JOHNSON DIVERSEY INC	EAST STROUDSBURG	3	0
PAD980829287	JOHNSON MATTHEY INC	WAYNE	109	0
PAR000015545	JOHNSON MATTHEY INC COLOUR TECHNOLOGIE	DOWNINGTOWN	47	0

National Biennial RCRA Hazardous Waste Report: Based on 2005 Data

EPA ID	Site Name	
PAD981108210	JUDSON A SMITH CO	BOYERTOWN
PAD004340444	JULY PRODUCTS	MIDLAND
PAD003018587	K & L PLATING CO	LANCASTER
PAR000008219	KALUMETALS INC	DERRY
PAD002976009	KAWNEER CO INC	BLOOMSBURG
PAR000527051	KENSEY NASH CORP	EXTON
PAD002389559	KEYSTONE CEMENT CO	BATH
PAR000522425	KEYSTONE LEATHER DISTRIBUTORS	WILLIAMSPORT
PAD002103174	KEYSTONE POWDERED METAL CO	SAINT MARYS
PAD004391421	KEYSTONE PROFILES LTD	BEAVER FALLS
PAD004397337	KEYSTONE RUSTPROOFING INC	ARNOLD
PAD002274991	KIMBERLY CLARK OF PENNSYLVANIA	CHESTER
PAD987279726	KINDER MORGAN LIQUIDS TERMINALS LLC	PHILADELPHIA
PAD094215886	KINDER MORGAN TRANSMIX	INDIANOLA
PAD005032750	KLEIN PLATING WORKS	ERIE
PAD053306015	KNOLL INC	EAST GREENVILLE
PAD004327433	KOPP GLASS INC	PITTSBURGH
PAD000651695	KOPPEL STEEL CORP	AMBRIDGE
PAD000651752	KOPPEL STEEL CORP	KOPPEL
PAD056723265	KOPPERS INC	MONTGOMEPITHTj0.00 -10.08 TDKOPPEL
PAD981740731	KOPPERS INC	
PAD982577082	KOPPERS MONESSEN COKE	
PAD098735244	KOVATCH CORP	
PA0000064733	KYOWA AMERICA CORP	LUSTRIK CORP
PAD054732557	L-3 COMMUNICATIONS ELECTRO FAB DIV	LANCASTER
PAD058445313	L-3 COMMUNICATIONS ELECTRON DEVICES	EAST GREENVILLE
PAD002161685	LAIRD TECHNOLOGIES	BLOOMSBURG
PAD069777290	LANCASTER LABORATORIES INC	EXTON
PAD980919005	LANCASTER METALS SCIENCE CORP	
PAD004316030	LATRONICS CORP	
PAD002279008	THE LAWRENCE-MCFADDEN CO	
PA0000381921	LEADING TECHNOLOGIES INC	
PAR000023366	LEBANON FINISHED PRODUCTS	SAINT MARYS
PAR000507103	LEED FOUNDRY	ERIE
PAD121719645	LEER EAST	PHILADR EAST
PAD000433466	LEHIGH SPECIALTY MELTING INC	LGLIUSA
PAR000511162	LEHIGH VALLEY INDUSTRIAL PARK VII	CHESTER
PA6213820503	LETTERKENNY ARMY DEPOT	
PAR000523209	LETTERKENNY ARMY DEPOT	MACK TRUCKS INC
PAR000015149	LIBRANDI'S	
PAR000028787	LOCKHEED MARTIN CSS	
PAD980550412	LONZA INC	MARCEGAGLIA USA
PAD005031281	LORD CORP	Site Name
PAD048203822	LORD CORP	
PAD051129757	LORD CORP	
PAD980691612	LORD CORP	
PAR000510180	LUSTRIK CORP	
PAD003053709	LYCOMING ENGINES	
PAD046538211	LYONDELL CHEMICAL CO	
PAD069020691	M A BRUDER & SONS INC	
PAR000034223	M S HERSHEY MEDICAL CENTER	
PAD060493582	MACK TRUCKS INC	
PAD053678959	MACTAC SCRANTON FACILITY	
PAD072159460	MAGEE-WOMENS HOSPITAL	
PAR000510560	MAGELLAN ENVIROGAS MONROEVILLE	
PAR000510578	MAGELLAN ENVIROGAS VALLEY	
PAD980715742	MAGNETICS DIV OF SPANG & CO	
PAR000036988	MARCEGAGLIA USA	

National Biennial RCRA Hazardous Waste Report: Based on 2005 Data

EPA ID	Site Name	
PAD055303739	MASTER HALCO INC	SCRANTON
PAD010567428	MASTERBRAND CABINETS INC	LITTLESTOWN
PAD073739005	MATERIAL SCIENCES CORP	MORRISVILLE
PAD004341558	MATTHEWS INTERNATIONAL CORP	PITTSBURGH
PAD987270386	MATTHEWS INTERNATIONAL CORP	PITTSBURGH
PAD004835146	MAX ENVIRONMENTAL YUKON	YUKON
PAD021444153	MCCONWAY & TORLEY CORP	KUTZTOWN
PAD150726826	MCCONWAY & TORLEY CORP	MOUNT JOY
PAD004320248	MCKINNEY PRODUCTS	PITTSBURGH
PAD002347102	MCNEIL CONSUMER HEALTHCARE	SCRANTON
PAR000031567	MERCK & CO	SCRANTON
PAD002387926	MERCK & CO INC	SCRANTON
PAD003043353	MERCK & CO INC	SCRANTON
PAR000015750	MERCK & CO INC MRL WAYNE	SCRANTON
PAD004336756	MERISOL ANTIOXIDANTS	SCRANTON
PAD981038011	METALTECH	SCRANTON
PAR000033944	METRO MACHINE CORP PNBC	SCRANTON
PAD987279189	MI METALS INC	SCRANTON
PAR000034843	MICRO COAX INC	SCRANTON
PAD981106966	MID ATLANTIC CIRCUITS	SCRANTON
PAD987269800	MIDC WORKING GROUP	SCRANTON
PAD086718566	MIDEAST ALUMINUM	SCRANTON
PAD990752321	MILLENNIUM RAIL INC	SCRANTON
PAR000039305	MILL'S PRIDE PENNSYLVANIA	SCRANTON
PAD981036551	MINE SAFETY APPLIANCE CO	SCRANTON
PAD004322913	MINE SAFETY APPLIANCES CO	SCRANTON
PAD086673175	MINE SAFETY APPLIANCES CO	SCRANTON
PAD050942283	MOLDED FIBER GLASS	SCRANTON
PAD068721992	MOLDED FIBER GLASS TRAY CO	SCRANTON
PAD002103265	MORGAN AM&T	SCRANTON
PAD002103273	MORGAN AM&T	SCRANTON
PAD002360485	MORGAN CORP	SCRANTON
PAD003023371	MOUNT JOY WIRE CORP	SCRANTON
PAD981935497	MOYCO TECHNOLOGIES INC	SCRANTON
PAD148644289	MRI FLEXIBLE PACKAGING	SCRANTON
PAR000509026	MTF JESSUP	SCRANTON
PAD000651992	NALCO CO SOUTH PLANT	SCRANTON
PAD004319802	NAPCO INC	SCRANTON
PA4170000158	NASJRB WILLOW GROVE	SCRANTON
PAD059282459	NATIONAL ELECTRICAL CARBON PRODUCTS INC	SCRANTON
PA0000482596	NATIONAL FUEL GAS ELLISBURG STATION	SCRANTON
PAD002283547	NATIONAL LABEL CO	SCRANTON
PA3170022104	NAVAL SUPPORT ACTIVITY	SCRANTON
PAD004334157	NEVILLE CHEMICAL CO	SCRANTON
PAD086214053	NEVILLE GALVANIZING INC	SCRANTON
PAR000040279	NEW JERSEY SHELL CASTING CORP	SCRANTON
PAD098737737	NEW YORK WIRE CO	SCRANTON
PAD987320751	NEXTECH	SCRANTON
PAD055527840	NF&M INTERNATIONAL INC	SCRANTON
PAD044540136	NGK METALS CORP	SCRANTON
PAD037235116	NORFOLK SOUTHERN JUNIATA LOCOMOTIVE SHOP	SCRANTON
PAD982363889	NORQUAY TECHNOLOGY INC	SCRANTON
PAD004385563	NORTH AMERICAN HOGANAS HIGH ALLOYS	SCRANTON
PAD096225081	NORTH PENN POLISHING & PLATING	SCRANTON
PAR000023986	NOVA CHEMICALS INC BEAVER VALLEY SITE	SCRANTON
PAD052293974	NOVICK CHEMICAL CO INC	SCRANTON
PAD067094581	O-Z/GEDNEY	SCRANTON
PAD987322120	OBERTHUR CARD SYSTEMS	SCRANTON

National Biennial RCRA Hazardous Waste Report: Based on 2005 Data

EPA ID ~~SHERSTINE~~ ~~OXFORD~~ ~~631 INC~~ (PR FINISHING) Tjin SHOHOCKEN

PAD096848189 PQ CORP
PA0001001114 PR FINISHING
PAD987320645 PRAXIS COMPANIES
PAD061778684 PRECISION KIDD STEEL CO
PAD006266324 PRECOAT METALS
PAD079180311 PRESS ENTERPRISE INC
PAD004498432 PRESSURE CHEMICAL CO
PAD987389574 PRIME SYNTHESIS INC
PAD056602923 PRIOR COATED METALS
PAD014391874 THE PROCTER & GAMBLE PAPER PRODUCTS CO
PAR000501296 PROTEK METAL INC
PAR000035956 PUNXSUTAWNEY FINISHING WORKS
PAR000524140 QUAKER OATS NE MIXING CENTER
PAD981041098 QUALITY CUSTOM CABINETS
PAD051397768 QUEBECOR WORLD ATGLEN INC
PAD987366580 QUEST DIAGNOSTICS INC
PAR000009316 QUEST DIAGNOSTICS INC
PAD981737489 QVC INC
PAD003008521 R H SHEPPARD CO INC
PAD000800250 R R DONNELLEY & SONS LANCASTER EAST
PAD005000591 RANBAR ELECTRICAL MATERIALS INC
PAD987271483 RAPID CIRCUITS INC
PAD002338143 READING BODY WORKS
PAR000023622 REGAL INDUSTRIAL CORP
PAD050919901 REILLY FINISHING TECHNOLOGIES
PAD000621219 RELIANT ENERGY CONEMAUGH GEN STA
PAD000731521 RELIANT ENERGY NEW CASTLE GEN STA
PAD000766014 RELIANT ENERGY TITUS GEN STA
PAD085690592 REPUBLIC ENV SYSTEMS (PA) INC
PAD086681392 RESCAR INC
PAR000026286 ROBERN INC
PAD002292068 ROHM & HAAS CHEMICALS
PAD077883346 ROHM & HAAS CHEMICALS
PAR000509620 ROHM & HAAS CO
PAD075485995 ROHM & HAAS CO SPRING HOUSE TECH CTR
PAD987379062 ROTOFLEX TECHNOLOGIES INC
PAD000436261 RUTGERS ORGANICS CORP
PAD005000930 SAEGERTOWN MANUFACTURING CORP
PAD987377595 SAFB BIOSCIENCES
PAD007910383 SAFE HARBOR WATER POWER CORP
PAD000738823 SAFETY-KLEEN SYSTEMS INC
PAD000738849 SAFETY-KLEEN SYSTEMS INC
PAD086673407 SAFETY-KLEEN SYSTEMS INC
PAD981736143 SAFETY-KLEEN SYSTEMS INC
PAD981737109 SAFETY-KLEEN SYSTEMS INC
PAD982576258 SAFETY-KLEEN SYSTEMS INC
PAD987266715 SAFETY-KLEEN SYSTEMS INC
PAD045167053 SAINT GOBAIN CONTAINERS INC
PAD030303242 SAINT GOBAIN PERFORMANCE PLASTICS
PAD044316636 SALEM TUBE INC
PAD087565743 SALT PAINTING INC
PAD065651671 SANDVIK MATERIALS TECHNOLOGY
PAD086723285 SANOFI PASTEUR INC
PAD987289485 SANOFI-AVENTIS US INC
PAR000502864 SANYO CHEMICAL & RESINS INC
PAD042259374 SARTOMER CO INC
PAD043882281 SCHINDLER ELEVATOR CORP
PAD044366003 SCHOTT NORTH AMERICA INC

National Biennial RCRA Hazardous Waste Report: Based on 2005 Data

EPA ID	Site Name	
PAR000504241	SCJ WAREHOUSING OPERATION	CARLISLE
PAD981112949	SELECT METAL LITHO	GREENVILLE
PAR000031195	SELECT METAL LITHO	NEW CASTLE
PAD987366010	SENECA PRINTING & LABEL	FRANKLIN
PAD004335485	SENSUS METERING SYSTEMS	UNIONTOWN
PAD075485938	SERMATECH INTERNATIONAL INC	ROYERSFORD
PAD990824666	SEVERN TRENT LABORATORIES INC	PITTSBURGH
PAD002346922	SFS INTEC INC	WYOMISSING
PA0001018928	SGL CARBON	ST MARYS
PAD004322863	SHARON TUBE CO	SHARON
PAR000038067	SHARON TUBE CO WHEATLAND DIV	WHEATLAND
PAR000043984	SHARPSVILLE CONTAINER CORP	SHARPSVILLE
PAD069799419	SHARRETT'S PLATING CO INC	EMIGSVILLE
PAD004337465	SHENANGO INC	PITTSBURGH
PAR000013458	THE SHERWIN WILLIAMS CO	FREDERICKSBURG
PAR000037937	SHERWIN WILLIAMS CO 1497	AMBRIDGE
PAD987398765	SHERWIN WILLIAMS CO 5210	BENSALEM
PAD004327987	SHERWOOD	WASHINGTON
PAD980830889	SHRIVER'S CORNER GROUNDWATER REMEDIATION	GETTYSBURG
PAR000019182	SIGNATURE CUSTOM CABINETS	EPHRATA
PAR000030072	SILBERLINE MFG CO INC	TAMAQUA
PAD042622787	SILGAN CLOSURES	HAZLETON
PAD051136091	SMALL TUBE PRODUCTS	DUNCANSVILLE
PAD980551964	SMITHKLINE BEECHAM PHARMACEUTICALS	KING OF PRUSSIA
PA0000935684	SMITHKLINE BEECHAM RESEARCH CO	COLLEGEVILLE
PAR000030700	SMOOTH-ON INC	EASTON
PAR0000502799	SOLAR POWER INDUSTRIES INC	BELLE VERNON
PAD004388500	SONNEBORN INC	PETROLIA
PAR000007195	SONY CHEMICALS CORP OF AMERICA	MOUNT PLEASANT
PAD987387305	SONY ELECTRONICS INC	MOUNT PLEASANT
PAD002328797	SOUTHCO INC	CONCORDVILLE
PAD002915445	SOVEREIGN SC	PHOENIXVILLE
PAD015056062	SPRAY PRODUCTS CORP	UPLAND
PAD042716084	SPRAY PRODUCTS CORP	PLYMOUTH MEETING
PAD980827976	SPRINGS WINDOW FASHIONS	MONTGOMERY
PAD000000554	SPS TECHNOLOGIES	JTj0.00 -10.08 TD(UPLAN8P00S068(UPLAND) Tj0.00SEA1M913 USTPLAND) T
PAD061106209	STANDARD STEEL LLC	
PAD005029582	STERIS CORP	
PAR000002865	STONER INC	UOJTjM&TFARM
PAR000039040	STONE CREEK TECHNOLOGIES	
PAD043746841	SUMMERILL TUBE CORP	PITTSBURGH
PAD980551907	SUN CHEMICAL	
PAR000040907	SUNBURY GENERATION	
PAD049791098	SUNOCO INC (R&M) GIRARD POINT FACILITY	PITTSBURGH
PAD980550594	SUNOCO INC (R&M) MARCUS HOOK REFINERY	EASTON
PAD000824730	SUNOCO INC (R&M) NEVILLE ISLAND	
PAD002289700	SUNOCO INC (R&M) POINT BREEZE FACILITY	PITTSBURGH
PAD002312791	SUNOCO INC FRANKFORD PLT	SHA HILINAL
PAD000797670	SUNOCO M&T PITTSBURGH TERMINAL	
PAD000798587	SUNOCO MALVERN TERMINAL	
PAD000647446	SUNOCO PARTNERS M&T #2 TANK FARM	
PAD000797589	SUNOCO PARTNERS M&T BELMONT TERMINAL	
PAD001698174	SUNOCO PARTNERS M&T BLAWNEX TERMINAL	
PAD980555254	SUNOCO PARTNERS M&T DARBY CREEK TF	
PAD000797605	SUNOCO PARTNERS M&T EXTON TERMINAL	
PAD060502515	SUNOCO PARTNERS M&T KINGSTON TERMINAL	
PAD000798561	SUNOCO PIPELINE GREENSBURG WAREHOUSE	
PAD000619924	SUNOCO PIPELINE LP MONTELLO PUMP STA	

National Biennial RCRA Hazardous Waste Report: Based on 2005 Data

EPA ID

PAR000502815 SUNOCO SS 0323-6783 CO-OP 7609
PAR000526673 SUNOCO SS CO-OP 1308 WALMART 2129
PAD087115499 SUNOCO TWIN OAKS TERMINAL
PAD041422718 SUPELCO INC
PAD002353407 SUPERIOR TUBE CO
PAD980712764 TECH CAST INC
PAD987266665 TECH MET INC
PAD057123192 TEMPLE UNIV MAIN CAMPUS
PAD982704140 TEMPLE UNIV TYLER CAMPUS
PAD000650986 TEMPLE UNIVERSITY HSC
PAD981937576 TETLP ARMAGH
PAD980715320 TETLP BEDFORD
PAD987269826 TETLP CHAMBERSBURG
PAD000800243 TETLP DELMONT
PAD981937816 TETLP ENTRIKEN
PAD981937758 TETLP GRANTVILLE
PAD980715338 TETLP HOLBROOK
PAD987350428 TETLP M&R CG DAUPHIN COUNTY
PAD980715395 TETLP MARIETTA 24A
PAD981937501 TETLP PERLUCK
PAD981937691 TETLP SHERMANSDALE
PAD981938897 TETLP UNIONTOWN 21A
PAD059010421 TEMPLE UNIV MAIN CAMPUS
PAR000043620 TEMPLE UNIV MAIN CAMPUS
PAD980715577 TEMPLE UNIV MAIN CAMPUS
PAD980715510 TEMPLE UNIV MAIN CAMPUS
PAD982364564 TEMPLE UNIV MAIN CAMPUS
PAD981945371 TEMPLE UNIV MAIN CAMPUS
PAD004393468 TEMPLE UNIV MAIN CAMPUS
PA5213820892 TEMPLE UNIV MAIN CAMPUS
PAD073613663 TEMPLE UNIV MAIN CAMPUS
PAR000034769 TEMPLE UNIV MAIN CAMPUS
PAD002116994 TEMPLE UNIV MAIN CAMPUS
PAD003032869 TEMPLE UNIV MAIN CAMPUS
PAD004396610 TEMPLE UNIV MAIN CAMPUS
PAD987397171 TEMPLE UNIV MAIN CAMPUS
PAR000029793 TEMPLE UNIV MAIN CAMPUS
PA0000013904 TEMPLE UNIV MAIN CAMPUS
PAD981037377 TEMPLE UNIV MAIN CAMPUS
PAD002395325 TEMPLE UNIV MAIN CAMPUS
PAD000441907 TEMPLE UNIV MAIN CAMPUS
PAD003037934 TEMPLE UNIV MAIN CAMPUS
PAD002370005 TEMPLE UNIV MAIN CAMPUS
PAR000004259 TEMPLE UNIV MAIN CAMPUS
PAD041895566 TEMPLE UNIV MAIN CAMPUS
PAD980554778 TEMPLE UNIV MAIN CAMPUS
PAD981039431 TEMPLE UNIV MAIN CAMPUS
PAD981039613 TEMPLE UNIV MAIN CAMPUS
PAR000033142 TEMPLE UNIV MAIN CAMPUS
PAD002517381 TEMPLE UNIV MAIN CAMPUS
PAD981739212 TEMPLE UNIV MAIN CAMPUS
PAD004376919 TEMPLE UNIV MAIN CAMPUS
PAD041256991 TEMPLE UNIV MAIN CAMPUS
PA0000064626 TEMPLE UNIV MAIN CAMPUS
PAR000002337 TEMPLE UNIV MAIN CAMPUS
PAD987283140 TEMPLE UNIV MAIN CAMPUS
PAD987269842 TEMPLE UNIV MAIN CAMPUS
PAD002105179 TEMPLE UNIV MAIN CAMPUS

National Biennial RCRA Hazardous Waste Report: Based on 2005 Data

PENNSYLVANIA

REPORTED RCRA SITES

EPA ID	Site Name	Location City	RCRA Tons Generated	RCRA Tons Managed
PAD042250712	UNIV OF PENNSYLVANIA	PHILADELPHIA	63	0
PAD075511816	UNIV OF PENNSYLVANIA KENNETT SQUARE	KENNETT SQUARE	2	0
PAD098436918	UNIVAR USA	ALTOONA	48	0
PAD980715460	UNIVAR USA	MIDDLETOWN	2	0
PAR000039495	UNIVAR USA	MORRISVILLE	90	0
PAD086214574	UNIVAR USA INC	BUNOLA	34	0
PA0000031419	UNIVERSAL FOREST PRODUCTS	STOCKERTOWN	4	0
PAD990659559	UNIVERSAL STAINLESS & ALLOY PRODUCTS	BRIDGEVILLE	1,289	0
PAD000652016	UNIVERSITY OF PITTSBURGH	PITTSBURGH	82	0
PAD987390895	UPMC PRESBYTERIAN SHADYSIDE	PITTSBURGH	9	0
PAD080719289	US AIRWAYS	PITTSBURGH	25	0
PAD004318416	US BRONZE FOUNDRY & MACHINE INC	MEADVILLE	15	0
PAR000502336	US CHROME CORP OF PA	NORRISTOWN	14	0
PA8890031869	US DOE NATIONAL ENERGY TECHNOLOGY LAB	PITTSBURGH	4	0
PAD004498010	US STEEL CLAIRTON WORKS	CLAIRTON	125	0
PAD060682606	US STEEL EDGAR THOMPSON MON VALLEY WORKS	BRADDOCK	12	0
PAD002375376	US STEEL FAIRLESS WORKS	FAIRLESS HILLS	13	0
PAD004379061	US STEEL IRVIN PLT MON VALLEY WORKS	WEST MIFFLIN	206	0
PAR000505222	V&S LEBANON GALVANIZING	JONESTOWN	320	0
PAD004341723	VALSPAR COATINGS	ROCHETSER	401	0
PAD014989503	VALSPAR COATINGS	PITTSBURGH	293	79
PAR000013938	VEC TECHNOLOGY	GREENVILLE	30	0
PAD003002789	VECTRON INTERNATIONAL	MOUNT HOLLY SPRINGS	3	0
PAD004317327	VEEDER ROOT CO	ALTOONA	18	0
PAD987328374	VERIZON PA INC MONTGOMERYVILLE MPC	MONTGOMERYVILLE	50	0
PAD002136117	VICTAULIC FORKS FACILITY	EASTON	24	0
PAD002327484	VISHAY FOIL RESISTORS	MALVERN	21	0
PAD987270998	VISTEON SYSTEMS NORTH PENN PLANT	WORCESTER	20	0
PAD003023330	VOITH SIEMENS HYDRO POWER GENERATION INC	YORY	139	0
PAD000442079	WAH CHANG TITANIUM WIRE	FRACKVILLE	74	0
PAD987347747	WATSON STANDARD ADHESIVES CO	HARWICK	34	0
PAD000651786	WATSON STANDARD CO	NEVILLE ISLAND	16	0
PAD004397030	WATSON STANDARD CO	HARWICK	106	0
PAD082439126	WELLBORN HOLDINGS INC	NEW HOLLAND	26	0
PAD000443705	WESTERN BERKS REFUSE AUTHORITY	BIRDSBORO	187	0
PAD005000625	WESTINGHOUSE ELECTRIC CO	BLAIRSVILLE	661	0
PAD980712566	WESTWAY TERMINAL CO	PHILADELPHIA	10	0
PAD004328548	WHEATLAND TUBE CO	SHARON	123	0
PAD004338091	WHEATLAND TUBE CO	WHEATLAND	44	0
PAD987322286	WHITFORD CORP	FRAZER	210	0
PAR000019448	WINNER STEEL INC	SHARON	46	0
PAD987276573	WIREROPE WORKS INC	WILLIAMSPORT	256	0
PAD003019114	WOOD MODE INC	KREAMER	140	0
PAD987382108	WORLDCLASS PROCESSING CORP	AMBRIDGE	2,141	0
PAD004329520	WXP INC	GREENVILLE	4	0
PAD987280229	WYETH PHARMACEUTICALS	COLLEGEVILLE	31	0
PAD981733686	YORK CASKET CO	YORK	14	0
PAD003027182	YORK JOHNSON CONTROLS INC	YORK	12	0
PAR000017780	YORK LABEL	YORK	17	0
PAD003014560	YORK OPERATIONS COOPER TOOLS	YORK	163	0
PAD003022191	YORK REFRIGERATION	WAYNESBORO	28	0
PAD000766147	YORKTOWNE INC	MIFFLINBURG	26	0
PAD071216816	YORKTOWNE INC	RED LION	11	0
PAD063770440	YOUNG GALVANIZING INC	PULASKI	765	0
PAD095361655	YUASA BATTERY INC	LAURELDALE	123	0
PAD002101301	ZIPPO MANUFACTURING CO	BRADFORD	86	0

National Biennial RCRA Hazardous Waste Report: Based on 2005 Data

PUERTO RICO

REPORTED RCRA SITES

EPA ID	Site Name	Location City	RCRA Tons Generated	RCRA Tons Managed
PRD090131251	ABBOTT PHARMACEUTICALS PR LTD	BARCELONETA	214	0
PRD987374451	ABBOTT PHARMACEUTICALS PR LTD	BARCELONETA	5,008	0
PRD987381803	ACCUPHARMA RESEARCH	HUMACAO	4	0
PRR000009134	ADVANCED GRAPHIC PRINTING INC	GUAYNABO	18	0
PRD091102160	ALBERTO CULVER	NAGUABO	14	0
PRD090472838	AMCOR-FLEXIBLES PUERTO RICO	CIDRA	8	0
PRD987367570	AMGEN MANUFACTURING LIMITED	JUNCOS	127	0
PRD090426180	AMI DODUCO (PR), INC.	LUQUILLO	12	0
PRD980527030	AMO PUERTO RICO MANUFACTURING, INC.	ANASCO	8	0
PRD090613357	API INDUSTRIES, INC.	GUAYAMA	1,178	1,175
PRD981080682	B. BRAUN OF P.R., INC.	SABANA GRANDE	12	0
PRD091188193	BARD SHANNON LTD	LAS PIEDRAS	10	0
PRD091065102	BASF AGRICULTURAL PRODUCTS DE P.R.	MANATI	186	0
PRD000692525	BAXTER HEALTHCARE CORP. OF PR	COMUNIDAD SAN MARTIN	682	0
PRD090036021	BMSMCO. BARCELONETA OPERATIONS	BARCELONETA	4,135	0
PRD090413568	BRISTOL MYERS SQUIBB HOLDINGS PHARMA LTD	VALLE DE TIERRAS NUEVA	56	0
PRD090021056	BRISTOL-MYERS SQUIBB MANUFACTURING CO.	HUMACAO	32,473	31,726
PRD987370830	CARDINAL HEALTH 417, INC.	GUAYNABO	11	0
PRD090235573	CARIBBEAN REFRESCOS, INC.	CIDRA	85	59
PRR000013318	CEPH INTERNATIONAL CORPORATION	CAROLINA	9	0
PRD991291972	CHEVRON PHILIPS CHEMICAL PUERTO RICO	GUAYAMA	8	0
PRD101793834	CIBA VISION PUERTO RICO, INC.	CIDRA	26	0
PRD987381589	CIBA VISION PUERTO RICO, INC. BUILDING 2	CIDRA	5	0
PRR000009746	COATINGS INC. & COMPANY	BAYAMON	23	0
PRD091017228	COMMONWEALTH OIL REFINING COMPANY, INC.	PENUELAS	1	0
PRR000015016	CORDIS LLC	SAN GERMAN	129	0
PRD981130131	DUPONT AGRICULTURAL CARIBE INDUSTRIES	MANATI	6,331	0
PRD980759443	DUPONT ELECTRONICS MICROCIRCUITS IND. LT	MANATI	181	0
PRD987370913	EATON ELECTRICAL DE P.R. INC	ARECIBO	218	0
PRD023749443	EDWARDS LIFESCIENCES CORPORATION	ANASCO	14	0
PRD071830558	ELECTROBIOLOGY, INC.	GUAYNABO	3	0
PRD982540999	ESSILO INDUSTRIES	PONCE	9	0
PRD980536007	ESSO STANDARD OIL CO. (CATANO TERMINAL)	GUAYNABO	8	0
PRD982542219	ETHICON, LLC	SAN LORENZO	10	0
PRD987370723	GUIDANT PUERTO RICO, B.V.	DORADO	189	0
PRD987380078	HAMILTON SUNDSTRAND DE PR	SANTA ISABEL	23	0
PRD090506239	HENKEL PUERTO RICO, INC.	SABANA GRANDE	36	0
PRD059700435	ICI PAINTS PUERTO RICO INC	CAROLINA	8	0
PRR000012708	IMPRESS PACKAGING PR, INC.	MAYAGUEZ	2	0
PRD091101543	INXY USA, LTD	MANATI	8	0
PRD987377702	IVAX PHARMACEUTICALS CARIBE, INC.	CIDRA	111	0
PRD980536049	JANSSEN ORTHO LLC	GURABO	51	0
PRD090009457	LILLY DEL CARIBE, INC - PR02/PR05	CAROLINA	370	0
PRD980298764	LILLY DEL CARIBE, INC -PR01	CAROLINA	17	0
PRD091024786	LILLY DEL CARIBE, INC- PR04	MAYAGUEZ	7,087	5,938
PRR000014969	M/S DESTINY	SAN JUAN	25	0
PRD000692699	MEDTRONIC PUERTO RICO OPERATIONS CO.	VILLALBA	22	0
PRD987378437	MERCK SHARP & DOHME QUIMICA DE ARECIBO	ARECIBO	39	0
PRD090028101	MERCK SHARP & DOHME QUIMICA DE BARCELONE	BARCELONETA	4,292	2,661
PRD987375128	METROPOLITAN BUS AUTHORITY	URB SAN FRANCISCO	19	0
PRD091198366	MILLIPORE CIDRA INC.	CIDRA	84	0
PRR000000836	MOVA PHARMACEUTICAL CORP	MANATI	70	0
PRD174050377	MOVA PHARMACEUTICAL CORPORATION	VILLA BLANCA	52	0
PRD090461930	OLAY COMPANY	CAYEY	23	0
PRD980764401	ORTHO PHARMACEUTICALS	MANATI	104	0
PRD049402969	PALL BIOMEDICAL, INC.	FAJARDO	6	0
PRD981139611	PALL PUERTO RICO, INC.	FAJARDO	14	0
PRD987366044	PEPSI COLA MFG. INTL. LIMITED	CIDRA	35	0



National Biennial RCRA Hazardous Waste Report: Based on 2005 Data

EPA ID	Site Name	
SCD980602841	3M - GREENVILLE PACKAGING SYSTEMS PLANT	6155
SCD073704975	3M COMPANY-SPECIALTY FILM DIVISION	CONSOLIDATED MEX37 TDEBWmT3AU2AERIRrN0IL1(CMC STB PLATI62PDIV)) Tj0
SCD980804074	3M LAURENS	Site NameCT Tj0.00 -10.08 TD(3M GAGYD(Site Name) Tj211.48 -14.CDALE e Name) T
SCD980500052	3V INC	
SCD097630057	ABB INC	
SCD003285020	AGY AIKEN PLANT	
SCD043384072	ALBEMARLE CORP ORANGEBURG PLT	
SCR000000109	ALFRED H KNIGHT NORTH AMERICA LTD	
SCD097366165	ALUMAX OF SC	
SCR000766535	AMERICAN LAFRANCE CHASSIS COMPANY LLC	
SCR000075002	AMERICAN LAFRANCE CORP	
SCD055207617	ARRMAZ SPECIALTY CHEMICALS	
SCD075937409	ASCO VALVE MFG INC	
SCD980839823	ASHLAND DISTRIBUTION CO	
SCR000766386	ATLANTIC SHUTTER SYSTEMS INC	
SCR000003806	ATOTECH USA INC ROCK HILL	
SCD075872267	AUGUSTA FIBERGLASS COATINGS INC	
SCD980803787	AVERY DENNISON SPD	
SCD062626106	AVONDALE MILLS INC	
SCD980803241	AVX CORPORATION CONWAY PLANT	
SCD062690557	AVX CORPORATION-MYRTLE BEACH	
SCR000766345	AXON PRODUCTS INC	
SCD982128191	B&B PLATING OF BELTON LLC	
SCR000000034	BASF CATALYSTS LLC	
SCD077990638	BASF CORP - WHITESTONE	
SCR000763698	BEHR HEAT TRANSFER SYSTEMS INC	
SCD982164055	BENETEAU USA INC	
SCD987584703	BIC CONSUMER PRODUCTS MANUFACTURING	
SCD987595402	BIC CONSUMER PRODUCTS MANUFACTURING	
SCD003349065	BLACKMAN UHLER CHEMICAL DIV OF SYNALLOY	
SC0000110288	BMW MANUFACTURING CO LLC	
SCD980843486	BOMMER INDUSTRIES INC - GAFFNEY	
SCD039135744	CAPSUGEL	
SC0000037986	CAROLINA FILTERS INC	
SCD003351996	CAROLINA PLATING WORKS INC	
SCD003339975	CAROLINA POLYMERS LLC	
SCD067006320	CARSONITE INTERNATIONAL	
SCR000006270	CATERPILLAR INC PRECISION PARTS PROD GR	
SCD987566528	CHAMPION AEROSPACE INC	
SCR000003434	CHARLESTON MARINE CONTAINERS INC	
SC0170022560	CHARLESTON NAVAL COMPLEX	
SCR000006403	CHROME DEPOSIT CORP	
SCD042627448	CLARIANT LSM AMERICA INC ELGIN	
SCR000766576	CLEARSTAR COATINGS CORP	
SCD042629816	CLEMSON UNIVERSITY	
SC0000193623	CMC JOIST	
SCD003339298	CMC JOIST	
SCD003353760	CMC STEEL SOUTH CAROLINA	
SCR000073833	COATEX LLC	
SCD058745894	COGNIS CORP	
SCD005320544	COGSDILL TOOL PRODUCTS INC	
SCD055207195	COMPX NATIONAL	
SCD059616482	CONBRACO IND INC (APOLLO BALL VALUE DIV)	
SCD059918862	CONBRACO INDUSTRIES	
SCR000006155	CONBRACO INDUSTRIES INC	
SCR000767665	CONOCO PHILLIPS COMPANY	
SCD047555453	CONSOLIDATED METAL PRODUCTS	
SCR000073528	CONTEC INC	

National Biennial RCRA Hazardous Waste Report: Based on 2005 Data

EPA ID	Site Name	
SCD067012070	COOPER TOOLS INC SUMTER OPERATIONS	SUMTER
SCR000005629	CORE MOLDING TECHNOLOGIES INC	GAFFNEY
SCR000000018	CORNELL DUBILIER MARKETING INC	LIBERTY
SCD084707298	CR BARD INC	MONCKS CORNER
SCR000762120	CRENLO INC	FLORENCE
SCD000417097	CROWN METRO INC	GREENVILLE
SCD047554753	CRYOVAC SIMPSONVILLE	SIMPSONVILLE
SCR000763763	CUMMINS MERCUISER DIESEL MARINE LLC	CHARLESTON
SCD003361714	CYTEC CARBON FIBERS LLC GREENVILLE SC	PIEDMONT
SCD051014637	CYTEC SURFACE SPECIALTIES	LANGLEY
SCD987595451	CYTEC SURFACE SPECIALTIES	NORTH AUGUSTTJ51UP0.00 -10.08 TD(CHARLESTON) TjBON.00BURG8 TD(
SCR000761882	DAK AMERICAS LLC	MONCKS CORNERSUMTERMONCKS CORNER
SCD982162992	DECOLAM INC	FLORENCE
SCD078061124	DELAVAN SPRAY TECHNOLOGIES	GREENS OF ROCK HILL
SCR000002253	DETYENS SHIPYARDS	GREENVILLE
SCD003350782	DETYENS SHIPYARDS INC	CHARLESTONSUMTLL
SCD987596285	DIVERSIFIED COATINGS SYSTEMS	NORTH AUGUSTTJ51UP8 TD(GREENS OF ROCK HILL) Tj0 0.00 -10.08 TD(CH
SC1890008989	DOE/WSRC SAVANNAH RIVER SITE	
SCR000763201	EARTH PROTECTION SERVICES INC	
SCD982126146	EASLEY CUSTOM PLASTICS INC	
SCD041387762	EASTMEN CHEMICAL COMPANY	
SCD982159154	EATON AEROSPACE CHARLESTON MACHINING CTR	
SCD069314367	EEEE INC	
SCR000005728	EFCO CORP	
SCD000505842	EI DUPONT DE NEMOURS & CO INC (OAKLEY)	
SCD041388554	ENERSYS INC	
SCD981866007	ENGELHARD CORPORATION	
SCD003355393	ENGINEERED PROD DIV GOWER CORP (GREENVIL	
SCD005574967	ESAB WELDING & CUTTING PRODUCTS	
SCD981868011	EXECUTIVE KITCHENS	
SCD003340692	EXOPACK LLC	
SCR000000919	FAURECIA INTERIOR SYSTEMS USA	
SCD005061718	FB JOHNSTON GROUP	
SCD069335826	FEDERAL MOGUL	
SCR000006692	FINNCHEM USA INC	
SCD078063559	FLINT GROUP NORTH AMERICA	
SCD991279399	FN MANUFACTURING LLC	
SCD987571551	FUJI PHOTO FILM INC	
SCD083421982	GARLOCK HELICOFLEX	
SCD082229493	THE GATES RUBBER CO MONCKS CORNER PLT	
SCD049126097	GE GREENVILLE GAS TURBINES LLC	
SCD067002147	GE MEDICAL SYSTEMS	
SCD003351699	GIANT CEMENT COMPANY	
SCD036275626	GIANT RESOURCE RECOVERY SUMTER INC	
SCD091328625	GLAXO SMITHKLINE	
SC0000029843	GOODRICH CORP TURBINE COMPONENT SERV	
SCD003159928	GREENS OF ROCK HILL	
SCD002267490	GREENVILLE PROPERTIES LLC	
SCR000766667	GREENVILLE WATER SYSTEM TABLE ROCK	
SCD981920374	GREENWOOD PLATING INC	
SCD987594991	GRR SUMTER RAILHEAD	
SCR000762914	GTP GREENVILLE INC	
SCD982136459	GUARDIAN INDUSTRIES	
SCD980840193	HALOCARBON PRODUCTS CORPORATION	
SCD982077943	HARRELL INDUSTRIES INC	
SCD030090989	HESS CHARLESTON NORTH TERMINAL	
SCD003360393	HEXION SPECIALTY CHEMICALS INC	
SCD981759343	HI TEC PLATING INC	

National Biennial RCRA Hazardous Waste Report: Based on 2005 Data

SCD987582632
SCR000074344
SCD003368891
SCD065053217
SCD054202080
SCR000006189
SCD065060683
SCD981014780
SCR000006114
SCD003350550
SCD003344843
SCR000766477
SCD003355203
SCD056811367
SCR000765586
SCR000004168
SCR000006429
SCD991277716
SCR000003798
SCD003344496
SCD061523098
SCD982102998
SCD981922404
SCD980803126
SCR000764373
SC0000194100
SCD000003558
SCD980841944
SCD981466907
SCD055914436
SCR000006353
SCR000764597
SCD042971069
SCR000007245
SCR000074955
SCD003339603
SCD003353026
SCD003348463
SCR000073593
SCD073723868
SCD048373468
SCD078057031
SCR000002535
SCD980845804
SCD073729857
SCD069324747
SCD098247836
SCD085857753
SCD083418491
SCD980603658
SCD003358322
SCD069316271
SCD003361805
SCD987566817
SCD982111981
SCD065052011
SCD069314045

82507631690 -1EPA IDj0.00 -1Q00 g00 G0 11.087.0(S57987582632) Tj0.00 -1LIPA IDj2IMG 2DECTRON10.A4R8TR987582632
SC.00 -1Q00 g00 G0 11.087.0(980841944) Tj0.00 -10.08 TDU INC SPARTANBKTD(SL jR8S2DEC41944) Tj0.00 -10.08 TD10.A4R8TR987582632
98POLYESTER FILM87.8 3LSINW0U I5897582ON10.A4R8TR9875826Site Name 3LSIN22..48INC4.400 -1Q00 g00 G0 11.0GREENVILLE256.j0.00 -1EPA IDj8S2D

SCD086862950
SCD987570512
SCD003351814
SCR000006700
SCD000825729
SCD003339207
SCR000002006
SCD044940369
SCD987579943
SCD987587870
SCD003164662
SCD981479710
SCR000762187
SCD987571742
SCD003349982
SCD003341799
SCD069186310
SCD987570520
SCR000004739
SCD002601656
SCR000000752
SCD070371885
SCD070375985
SCD091318204
SCR000000505
SCD982085813
SCR000765305
SCR000003533
SCD000603530
SCD987595774
SCD982131260
SCR000074310
SCD062706767
SCD030110217
SCD003358389
SC0000099614
SCD055212922
SCD024844094
SCD981475320
SCD065055766
SCD987597820
SCR000762872
SCD061528188
SCR000076059
SCD003341849
SCD000613224
SCD981031040
SCD077995488
SCD033546839
SCD017273533
SCD987574654
SCD980515399
SCR000766824
SCD056812456
SCR000767327

National Biennial RCRA Hazardous Waste Report: Based on 2005 Data

EPA ID

SCR000766899 SCDOT N SANTEE RIVER GEORGETOWN
SCD069311579 SCE&G VC SUMMER NUCLEAR STATION
SCD049128598 SCHAEFFLER GROUP USA INC
SCD981752181 SCHAEFFLER GROUP USA INC
SCR000002949 SCOUT BOATS INC
SCR000766881 SEA BOSS BOATS PLANT NO 2
SCR000001982 SEA PRO BOATS INC
SCD006540983 SHAKESPEARE CORP
SCD982144701 SIEGWERK INK PACKAGING
SCD078065117 SIEMENS ENERGY & AUTOMATION INC
SCD000608331 SOLIANT LLC
SCR000005140 SORBENT RECYCLERS INC DBA CIRCLE ENVIRON
SCD982106932 SOUTH ATLANTIC GALVANIZING
SCD987595675 SOUTHERN WATER TREATMENT
SCD049690001 SOUTHERN WOOD PIEDMONT COMPANY
SCD003359726 SPARTAN INDUSTRIES INC
SCD093878064 STANDARD MOTOR PRODUCTS
SCD067012781 STANLEY TOOLS
SCD091321042 STAR FLO CORPORATION
SCR000007294 STEVENS AVIATION INC GYH
SCR000003848 SUMTER COATINGS INC
SCR000763938 SUN CHEMICAL CORP BUSHY PARK OPERATIONS
SCD070365051 SYMRISE INC BUSHY PARK PLT
SCD002038545
SCD987591179 SOUTHERN WOOD PIEDMONT COMPANY
SCD003345683 SUMTER COATINGS INC
SCD041387796
SCR000763045
SCR000763706
SCD008941619
SCD041387846
SCD003358744
SCR000001115
SCD045606910
SC6170022762
SC9210800000
SC3570024460
SC7570024466
SC3210020449
SC1750216169
SC8170022620
SCD987572492
SCD987591450
SCD086376472
SCD987566791
SCD047559331
SCD990704470
SCD003159753

EPA ID

SDD078668696 3M COMPANY - BROOKINGS
SDD096407838 ALCOA EXTRUSIONS, INCORPORATED
SDD982596942 ANGUS INDUSTRIES DBA ANGUS-PALM
SDD000003855 CCL LABEL/SIOUX FALLS, INCORPORATED
SDD049521511 DAKTRONICS, INCORPORATED
SD2571924644 ELLSWORTH AFB
SDD099792129 PERSONA INCORPORATED
SDD000716696 SAFETY-KLEEN SYSTEMS, INC.
SDR000004275 SHOWPLACE WOOD PRODUCTS
SDD980635783 SMITH EQUIP -10.08 TD(AiDD982649766) TjETqI X4T2 TjETQ 0 g 0 GBT1WPLACE WOOD PRODU Tj0.00MTI.E05L44768 /349.36 746.92
SDD981545577 TRAIL INCO(CCL LABE AFB) Tj0.00 -10.12 TD145KINGT112.56 657.68 TSi6.7Name -10.12ste 8.-14 0 g0.00 -10.08 TD(ANS, INCORPORA
SDD094698321
SDD981549983
SDD982649766

National Biennial RCRA Hazardous Waste Report: Based on 2005 Data

TENNESSEE

REPORTED RCRA SITES

EPA ID	Site Name	Location City	RCRA Tons Generated	RCRA Tons Managed
TN5210020140	101ST AIRBORNE DIVISION (AIR ASSAULT) &	BORDER	56	1
TN0570024307	164TH AIRLIFT WING	MEMPHIS	2	0
TND003380656	ADVANCED MEASUREMENT TECHNOLOGY	OAK RIDGE	14	0
TND991279472	ADVANCED TECHNICAL CERAMICS COMPANY	CHATTANOOGA	4,471	0
TND037909348	AFG INDUSTRIES INC., GREENLAND PLANT	CHURCH HILL	0	0
TND987766136	ALCOA INC. (NORTH PLANT)	ALCOA	54	0
TND003383551	ALCOA INC. (SOUTH PLANT)	ALCOA	2,316	0
TNR000001222	AMERICAN APPLIANCE PRODUCTS OF DELAWARE	NEWPORT	82	0
TND034795989	AMERICAN LEBANESE SYRIAN ASSOCIATED CHAR	MEMPHIS	3	0
TNR000001412	AMERICAN SAFETY RAZOR INC.	KNOXVILLE	13	0
TND980845051	AMERICAN SCREEN ART	KNOXVILLE	5	0
TNR000010348	ANGUS PALM	GREENEVILLE	128	0
TND007037765	AOC - TENNESSEE PLANT	PIPERTON	223	0
TND048318133	AQUA GLASS CORPORATION - MAIN PLANT	ADAMSVILLE	118	37
TN0000354423	AQUA GLASS PERFORMANCE PLANT	MCEWEN	20	0
TND987789963	AQUA II	ADAMSVILLE	14	8
TND003335676	ARCADE MARKETING INC.	CHATTANOOGA	57	0
TNR000010421	ARCH CHEMICALS, INC.	CHARLESTON	5	1
TND084789247	ARMSTRONG HARDWOOD FLOORS	JACKSON	40	0
TN8570024044	ARNOLD ENGINEERING DEVELOPMENT CENTER/SD	TULLAHOMA	28	11
TND034871350	ARVIN MERITOR LVS-PULASKI	PULASKI	144	0
TND991279290	ASHLAND DISTRIBUTION	NASHVILLE	6	0
TND048319644	ASHLAND DISTRIBUTION COMPANY	MEMPHIS	23	0
TND095058541	ASHLAND DISTRIBUTION COMPANY	KNOXVILLE	1	0
TND061308649	ASTEC INC.	CHATTANOOGA	14	0
TND004044335	AUTOMOTIVE COMPONENTS HOLDINGS, LLC	NASHVILLE	2	0
TND987767845	BASF CORPORATION	SPARTA	2	0
TND982118093	BASF CORPORATION, CONSUMER PRODUCTS & LI	CHATTANOOGA	133	0
TND990655441	BASF CORPORATION, CONSUMER PRODUCTS & LI	CHATTANOOGA	83	0
TND075376202	BATESVILLE MANUFACTURING INC	MANCHESTER	178	0
TND982152324	BEKAERT CORPORATION - DYERSBURG	DYERSBURG	0	0
TND987784717	BEMIS SHELBYVILLE INC	SHELBYVILLE	213	0
TNR000006221	BETTY MACHINE COMPANY INC	HENDERSONVILLE	38	31
TND991279563	BOEING - OAK RIDGE COMPANY	OAK RIDGE	26	0
TND047000898	BON L MFG COMPANY	CARTHAGE	849	501
TND000604355	BP PRODUCTS NORTH AMERICA INC., KNOXVILL	KNOXVILLE	0	0
TND073525263	BRENNTAG MID-SOUTH INC	MEMPHIS	10	0
TND041152166	BRENNTAG MID-SOUTH INC - KNOXVILLE TENNE	KNOXVILLE	0	0
TND084060086	BRENNTAG MID-SOUTH, INC.	CHATTANOOGA	15	0
TNR000003251	BRIDGESTONE METALPHA CLARKSVILLE FACTORY	CLARKSVILLE	14	0
TND065833196	BRIDGESTONE/FIRESTONE	LA VERGNE	17	0
TND003374790	BRISTOL METALS L.P.	BRISTOL	212	177
TND095670261	BRUCE HARDWOOD FLOORING LLC	NASHVILLE	7	0
TND007027105	BRYCE CORPORATION	MEMPHIS	253	0
TND050241371	BRYCE CORPORATION	MEMPHIS	1	0
TND007023658	BUCKMAN LABORATORIES INC	MEMPHIS	45	7
TND027382472	BULLET BOATS, INC.	KNOXVILLE	4	0
TNR000017210	BURNER SYSTEMS INTERNATIONAL INC., BONNY	CHATTANOOGA	5	0
TND004046199	CALDWELL CHEMICAL COATINGS CORPORATION	FAYETTEVILLE	84	0
TND101768182	CALSONIC KANSEI NORTH AMERICA	SHELBYVILLE	33	0
TND003329513	CANNON EQUIPMENT SOUTHEAST INC.	CHATTANOOGA	33	0
TNR000010280	CARDINAL HELATH DBA SPECIALTY PHARMACEUT	LA VERGNE	30	0
TND987778123	CARLEX GLASS COMPANY	VONORE	21	0
TND061650156	CCL LABEL INC - MEMPHIS	MEMPHIS	6	2
TND067716142	CECO DOOR PRODUCTS	MILAN	51	0
TND987767613	CENTENNIAL MEDICAL CENTER-CENTENNIAL TOW	NASHVILLE	7	7
TND147605646	CHATTANOOGA PLATING & MACHINE	CHATTANOOGA	1	0
TNR000001420	CHATTEM CHEMICALS INC. (CCI)	CHATTANOOGA	26	0

EPA ID

TND003336013 CHATTEM INC.
TND981014962 CHEMETALL-FOOTE CORP
TND000609750 CITGO PETROLEUM CORP
TND981468333 CLARK CONTAINER INC
TND000645770 CLEAN HARBORS TENNESSEE LLC
TND000772277 CLEAN HARBORS, ANTIOCH LLC
TNR000017426 CLOPAY PLASTIC PRODUCTS
TND987787868 CONSOLIDATED SYSTEMS INC
TNR000011080 COOPER-STANDARD AUTOMOTIVE
TND077656197 COPPERWELD BIMETALLICS L.L.C.
TND069092500 COSMOLAB
TNR000008771 COSTCO WHOLESALE #352
TND007024706 CROMPTON CORPORATION
TND083523936 CUMBERLAND SWAN HOLDINGS INC
TNR000005892 CYMER LLC
TND083525634 CYTEC INDUSTRIES (WEST PLANT)
TND004038550 CYTEC INDUSTRIES (EAST PLANT)
TND007031131 D & W PLATING CO INC
TNR000005959 DALLAS BAY BODY & FRAME INC.
TND086935723 DAYCO PRODUCTS (FKA) ANCHOR SWAN INC A D
TNR000012617 DELBAR PRODUCTS CO
TNR000001842 DELTA FAUCET COMPANY OF TENNESSEE INC
TND086935152 DELTA INDUSTRIAL COATINGS, INC.
TNR000008730 DENSO MANUFACTURING ATHENS TENNESSEE, IN
TND982142275 DENSO MANUFACTURING TENNESSEE INC
TND982148769 DENSO MANUFACTURING TENNESSEE INC.
TND982140485 DEVILBISS AIR POWER DIVISION
TND982109142 DIVERSIFIED SCIENTIFIC SERVICES INC. (DS
TND981027253 DIXIE GRAPHICS
TND004048989 DIXIE-IMPERIAL PLATING CO., INC.
TNR000018556 DREXEL CHEMICAL COMPANY - CHA0.0ORS INC. (DSDS
TNR000004556 ~~DSDS~~ DREXEL CHEMICAL COMPANY - CHA0.0ORS INC. (DSDS
TND980842991 ~~DSDS~~
TND982157570 DS
TND987781390
TND987787686 CYM.08 TD TENNE INC. (DSDSDS
TND007024672 ~~DSDS~~ 00 -1KNNEST0 -10.12 TD(CYMER LLC) NASHCIELS INC. (DSDSDS
TND047001979
TND003331766
TNR000005397
TND980837892
TND003376928
TND982079212
TND075383836
TND987775749
TNR000008243
TND053438404
TND021941398
TND980847024
TN0000590612
TND000825497
TND058070459
TND095664124
TND095053682
TND078591484
TND042939959
TND070775812
TNR000016790

National Biennial RCRA Hazardous Waste Report: Based on 2005 Data

EPA ID

TND981023674 FUJI HUNT PHOTOGRAPHIC CHEMICALS, INC.
TNR000009662 FULTON BELLOWS AND COMPONENTS INC.
TND981857295 GARDNER PAINT SERVICES INC.
TND066720434 GEMTRON CORPORATION
TND987788734 GENERAL CABLE INDUSTRIES
TND078565249 GENERAL ELECTRIC CO
TNR000012401 GENERAL ELECTRIC COMPANY - RIVERSIDE RAV
TND002992287 GERDAU AMERISTEEL
TND041150533 GERDAU AMERISTEEL US INC.
TND075382168 GIBSON GUITAR CO
TND982132813 GILDED MIRRORS, INC.
TNR000012302 GLASTEEL - DIV OF STABILIT AMERICA INC
TNR000013375 GLENN SPRINGS HOLDINGS, INC.
TND045499035 GOODMAN COMPANY LP
TND980848485 GRAPHIC PACKAGING INTERNATIONAL INC.
TND982125460 HAWKER POWERSOURCE INC.
TND054876834 HAYWOOD COMPANY
TND080975519 HEIL TRAILER INTERNATIONAL
TND000646612 HERAEUS METAL PROCESSING
TNR000018184 HIWASSEE PACKAGING, INC.
TND095686473 HOEGANAES CORPORATION, GALLATIN PLANT
TND001004951 HOLLISTON MILLS, INC.
TN5210020421 HOLSTON ARMY AMMUNITION PLANT
TND003381225 HURD CORPORATION
TND016991655 HUTCH MANUFACTURING COMPANY
TND034587162 HYPERLAST NORTH AMERICA
TND007040348 IDEAL CHEMICAL & SUPPLY CO
TND055253637 IMPERIAL FABRICATING PLANT 2
TND003338423 INDUSTRIAL PLATING COMPANY
TND004036570 INNOPHOS, INC
TND003379302 INTERNATIONAL PLAYING CARD & LABEL CO.,
TNR000003764 INTERNATIONAL PLAYING CARD & LABEL CO.,
TND003337839 INTERTRADE HOLDINGS, INC.
TNR000018101 INVISTA S.A.R.L.
TNR000006973 017004THOS, INC
TND053983862 540.00 -10.08 TD(J + S PRICE R ZVISTDDUCT(INVISTA S.A`R.L.) Tj0.00 -1JOHN 0.0008 TDSTERNATIONAL PLAYING CARD & JOHN L..00 (G
TNR000003749
TND095673059
TND095047106
TND007024649
TND981019961
TND003376019
TND987785490
TND981003023
TND007020159
TND063192249
TNR000017509
TNR000010413
TND982132045
TND982090151
TND003493103
TND987771102
TND106292600
TND987789583
TND982123317
TNR000017004
TND980601769
TND000825182

National Biennial RCRA Hazardous Waste Report: Based on 2005 Data

TENNESSEE

REPORTED RCRA SITES

EPA ID	Site Name	Location City	RCRA Tons Generated	RCRA Tons Managed
TND000616631	MAGELLAN TERMINALS HOLDINGS, L. P. KNOXV	KNOXVILLE	51	0
TND982085045	MAGNETIC TICKET & LABEL CORP	NASHVILLE	3	0
TND065835050	MAGOTTEAUX PULASKI, INC	PULASKI	1	0
TND987789120	MALIBU BOATS WEST, INC.	LOUDON	6	4
TND003383452	THE MAPES PIANO STRING COMPANY	ELIZABETHTON	87	0
TND047007018	MARCUS PAINT CO	NASHVILLE	34	0
TND980559652	MARVIN WINDOWS OF TENNESSEE	RIPLEY	0	0
TN0000308916	MASTERCRAFT BOAT COMPANY	VONORE	35	0
TND047002589	MATHESON-TRIGAS	NEW JOHNSONVILLE	15	0
TN4570024196	MCGHEE TYSON AIR NATIONAL GUARD BASE	LOUISVILLE	2	0
TNR000000257	MEMPHIS INTERNATIONAL MOTOR SPORTS CORPO	MILLINGTON	20	0
TN0000908467	METAL PREP OF MEMPHIS	MEMPHIS	9	0
TND981919632	METAL SYSTEMS, INC.	CHATTANOOGA	8	0
TND004048690	METALICO - COLLEGE GROVE INC	COLLEGE GROVE	155	0
TND987779162	METOKOTE CORPORATION PLANT 12	LEBANON	31	0
TND004035739	MI WINDOWS & DOORS/MI METALS, INC	SMYRNA	30	0
TNR000011338	MID SOUTH WIRE	NASHVILLE	293	293
TND991279597	MIDWESTERN GAS TRANSMISSION - PLANT 2101	PORTLAND	0	0
TN0210020582	MILAN ARMY AMMUNITION PLANT	MILAN	9,439	9,471
TN0000608000	MILLER INDUSTRIES, TOWING EQUIPMENT INC.	OOLETEWAH	12	0
TNR000011098	MMI TRUTEC	SEVIERVILLE	9	0
TND002958817	MODINE MANUFACTURING COMPANY	CLINTON	1	0
TND981474539	MOHON INTERNATIONAL, INC.	PARIS	14	0
TND003386604	MORRILL MOTORS INC., ROCKY FORK	FLAG POND	0	0
TND003331121	MUELLER CO.	CHATTANOOGA	1	0
TNR000006833	MUELLER COMPANY	CLEVELAND	1	0
TND004035168	NASHVILLE WIRE PRODUCTS INC	NASHVILLE	4,072	3,977
TND982092421	NATIONAL INK LLC	SHELBYVILLE	14	0
TN2170022600	NAVAL SUPPORT ACTIVITY MID-SOUTH	MILLINGTON	2	1
TND052563798	NCR CORPORATION	HUMBOLDT	73	0
TND981019565	NEELY COBLE TRUCK CENTERS	NASHVILLE	1	0
TND063179998	NGK METALS CORPORATION	SWEETWATER	43	0
TND101762169	NIELSEN & BAINBRIDGE LLC	GAINESBORO	63	24
TND982142911	NIKE INC	MEMPHIS	0	0
TND054481205	NISSAN NORTH AMERICA INC	SMYRNA	1,514	0
TND081200743	NORFOLK SOUTHERN RAILWAY CO., MOORE LOCO	CHATTANOOGA	2	0
TNR000009746	NORTH AMERICAN COMPOSITES COMPANY	NASHVILLE	14	0
TND008041717	NORTH AMERICAN GALVANIZING CO	NASHVILLE	516	0
TND987769031	NORTON WOOD PRODUCTS CO	MEMPHIS	6	0
TND003095635	NUCLEAR FUEL SERVICES, INC.	ERWIN	1	0
TND003337292	OLIN CHLOR ALKALI PRODUCTS	CHARLESTON	1,280	919
TND051140416	OSMOSE INC.	MILLINGTON	16	0
TNR000018465	O'REILLY AUTO PARTS #951	MCMINNVILLE	0	0
TNR000008417	PEN GULF INC.	CHARLESTON	6	0
TND120603170	PENN SPECIALTY CHEMICALS INC	MEMPHIS	714	0
TNR000017699	PERKIN ELMER INC.	OAK RIDGE	4	0
TND991279480	PERMA-FIX ENVIRONMENTAL SERVICES, INC.	MEMPHIS	2	0
TND048120083	PETERBILT MOTORS CO	MADISON	653	0
TNR000005900	PFIZER INC	MEMPHIS	16	0
TND021953633	PLASTECH KENTON PLANT	KENTON	6	0
TND000646646	PLUS MARK, INCORPORATED	AFTON	0	0
TND987785425	PML INC	PARIS	6	0
TND000772186	POLLUTION CONTROL INDUSTRIES (PCI) OF TE	MILLINGTON	203	34,065
TND982156390	PRAXIS ACQUISITION CO LLC	SAVANNAH	14	0
TND991279233	PRECISION PRINTING AND PACKAGING INC	CLARKSVILLE	51	55
TNR000012468	PRO-TECH, INC.	VONORE	24	0
TND063948210	PROCTER & GAMBLE MANUFACTURING COMPANY	JACKSON	2	0
TND981029010	QUALA SYSTEMS INC.	CHATTANOOGA	7	0

National Biennial RCRA Hazardous Waste Report: Based on 2005 Data

EPA ID	Site Name	Location City	RCRA Tons	
			1 aOV	edTj-20.412 TD470007/
TND982084386	QUALITY INDUSTRIES INC.	LA VERGNE		0
TND982173601	QUEBECOR WORLD (USA) INC	COVINGTON		0
TND980559702	QUEBECOR WORLD MEMPHIS CORP-DICKSON INC	DICKSON		0
TND982141590	QUEBECOR WORLD PRINTING CLARKSVILLE INC	CLARKSVILLE		0
TND003375748	QUEBECOR WORLD, KINGSPORT	KINGSPORT		0
TND007030018	QW MEMPHIS CORP	MEMPHIS		0
TND982095036	QW MEMPHIS CORP	DYERSBURG		0
TND077647832	R R DONNELLEY & SONS COMPANY	GALLATIN		0
TND987783974	RACE LLC (RADIOLOGICAL ASSISTANCE, CONSU	MEMPHIS		0
TNR000008250	RECYCLE INC	BELLS		0
TND067690040	REFINED METALS CORPORATION	MEMPHIS		0
TND054575923	REXAM INC	MEMPHIS		0
TND003374683	ROBERTSHAW TENNESSEE DIVISION - KNOXVILL	KNOXVILLE		0
TNR000017905	ROCK-TENN COMPANY	LEBANON		0
TND058660390	ROHM AND HAAS COMPANY	KNOXVILLE		243
TND063939417	ROLLEX ALUMINUM LLC	JACKSON		0
TNR000011619	SAARGUMMI TENNESSEE	PULASKI		0
TND000614321	SAFETY-KLEEN (GS) INC.	MILLINGTON		0
TND987777695	SAFETY-KLEEN SYSTEMS INC.	KNOXVILLE		0
TND981474125	SAFETY-KLEEN SYSTEMS INC. (3-109-01)	NASHVILLE		0
TNR000008409	SAGE OF AMERICA	OOLTEWAH		0
TND004039467	SANFORD	SHELBYVILLE		0
TND079109062	SANFORD	LEWISBURG		0
TND981468648	SATURN CORPORATION	SPRING HILL		0
TND980840524	SCHENECTADY INTERNATIONAL, INC.	NEWPORT		0
TNR000017822	SCHERING - PLOUGH HEALTH CARE PRODUCTS I	MEMPHIS		0
TND095061198	SCHERING - PLOUGH HEALTH CARE PRODUCTS,	CLEVELAND		0
TND005071642	SCHERING-PLOUGH HEALTH CARE PRODUCTS INC	MEMPHIS		0
TND102060100	SEA RAY BOATS, INC	VONORE		0
TND987766110	SEA RAY BOATS, INC.	KNOXVILLE		0
TND980603054	SEA RAY BOATS, INC. DIV. OF BRUNSWICK CO	KNOXVILLE		0
TND095051025	SEAMAN CORPORATION	BRISTOL		0
TN0000266031	SERVITECH INDUSTRIES INC	NASHVILLE		0
TND981920473	SFI OF TENNESSEE LLC	MEMPHIS		0
TND005089123	SHELBY WILLIAMS INDUSTRIES INC., PLANT 1	MORRISTOWN		0
TND007017304	THE SHERWIN-WILLIAM CO	MEMPHIS		0
TND034793893	SHIRLO, INC.	MEMPHIS		0
TNR000012518	SIEGEL ROBERT AUTOMOTIVE - NEWBERN	NEWBERN		0
TND007039456	SIEGEL ROBERT AUTOMOTIVE RIPLEY SOUTH	RIPLEY		0
TND083275198	SIEGEL-ROBERT AUTOMOTIVE RIPLEY NORTH	RIPLEY		0
TNR000016774	SKIER'S CHOICE INC.	MARYVILLE		4
TND980729255	SMITH & NEPHEW INC	MEMPHIS		0
TND071530620	SNAP-ON TOOLS CORPORATION	JOHNSON CITY		33,000
TND071530125	SNAP-ON TOOLS ELIZABETHTON MANUFACTURING	ELIZABETHTON		0
TND987778602	SOFIX CORPORATION	CHATTANOOGA		0
TND078577897	SONOCO - PRESIDENTS ISLAND	MEMPHIS		0
TND987790011	SONOCO FLEXIBLE PACKAGING	MORRISTOWN		85
TND003329083	SOUTH ATLANTIC GALVANIZING	CHATTANOOGA		0
TND982172363	SOUTHERN MACHINERY REPAIR INC	UNION CITY		1
TND004044533	SPONTEX, INC.	COLUMBIA		0
TNR000000950	STANDARD AERO ALLIANCE INC	MARYVILLE		0
TND054692967	STL INC	KNOXVILLE		0
TND987766508	STRATOS BOATS, INC	MURFREESBORO		0
TND982090805	STRONGWELL	LENOIR CITY		0
TND003336468	SUBURBAN MANUFACTURING CO.	DAYTON		0
TNR000018408	SUMMIT POLYMERS INC	SHELBYVILLE		0
TND982165912	SUN CHEMICAL	CLEVELAND		0
TND987778719	SUN CHEMICAL	MEMPHIS		0



TND075925255
TNR000009670
TND095050019
TND069080513
TND175237536
TND982107542
TN10.12 n7542

National Biennial RCRA Hazardous Waste Report: Based on 2005 Data

EPA ID	Site Name	
TXD001806868	3M COMPANY	BROWNWOOD
TXD193846722	3M TELECOM SYSTEMS DIVISION	AUSTIN
TXD988084893	AAA INDUSTRIAL CHROMIUM COMPANY	FORT WORTH
TXD988064408	ABC COMPOUNDING COMPANY OF TEXAS INC	GRAND PRAIRIE
TX0000145698	ADAMS RESPIRATORY THERAPEUTICS INC	FORT WORTH
TXD072205578	ADVANCED AROMATICS LP	BAYTOWN
TXR000033100	ADVANCED CONTAINMENT SYSTEMS INC	HOUSTON
TXD051375434	ADVANCED GRAPHICS TECHNOLOGIES INC	GRAPEVINE
TXD988043568	AERO-MARINE ENGINEERING INC	BRYSON
TXD982287435	AEROSPACE TECHNOLOGIES INC	FORT WORTH
TXD049754047	AGE REFINING INC	SAN ANTONIO
TXD980879316	AIR PRODUCTS AND CHEMICALS INC	DALLAS
TXD981146731	AIR PRODUCTS AND CHEMICALS INC	DALLAS
TXR000032755	AIR PRODUCTS AND CHEMICALS INC	BAYTOWN
TXR000044107	AIR PRODUCTS AND CHEMICALS INC	CARROLLTON
TXD990757486	AIR PRODUCTS LP	PASADENA
TXR000059444	AIRCRAFT TOOLING INC	DALLAS
TXR000057828	AKZO NOBEL CHEMICALS INC	PASADENA
TXD057191199	AKZO NOBEL POLYMER CHEMICALS LLC	DEER PARK
TXD052731015	AKZO NOBEL SURFACE CHEMISTRY LLC	FORT WORTH
TXD065078826	AKZO NOBEL SURFACE CHEMISTRY LLC	HOUSTON
TXD982289175	ALAMO PLATING INC	CONVERSE
TXD073920399	ALBEMARLE CATALYSTS COMPANY LP	PASADENA
TXR000004986	ALBEMARLE CORPORATION	PASADENA
TXD008091712	ALCOA INC	ROCKDALE
TXD095214185	ALCOA INC	WICHITA FALLS
TXD008018525	ALCON LABORATORIES INC	FORT WORTH
TXD982289787	ALCON LABORATORIES INC	FORT WORTH
TXR000065300	ALLIED PETROCHEMICAL LLC	ALVIN
TXD099799074	ALLWASTE CONTAINER SERVICES	LA PORTE
TXD008013468	ALON USA LP	BIG SPRING
TXD981514383	ALPHA OMEGA RECYCLING INC	LONGVIEW
TXR000047035	ALPHA TECHNICAL SERVICES CORPORATION LC	PASADENA
TXD981056815	ALUMAX MILL PRODUCTS INC	TEXARKANA
TXD988058327	AMBION INC	AUSTIN
TXR000033787	AMERICAN ACRYL NA LLC	PASADENA
TXD988042404	AMERICAN AIRLINES INC	FORT WORTH
TXD098818339	AMERICAN CHROME & CHEMICALS LP	CORPUS CHRISTI
TXR000018994	AMERICAN COATINGS MANAGEMENT INC	TOMBALL
TXD000742304	AMERICAN ECOLOGY ENVIRONMENTAL SERVICES	TYLER
TXD068955897	AMERICAN EUROCOPTER LLC	GRAND PRAIRIE
TXD007333164	AMERICAN PORCELAIN ENAMEL COMPANY OF DAL	DALLAS
TXD048217319	AMERICAN VALVE & HYDRANT MANUFACTURING C	BEAUMONT
TX0000012203	AMERIPATH INC	SAN ANTONIO
TXD042733782	AMERON INC	BURKBURNETT
TXD980811046	AMREP INC	LANCASTER
TX0001005875	ANA-LAB CORPORATION	KILGORE
TXR000043646	ANACOMP INC	GRAND PRAIRIE
TXD073900474	ANALYSTS SERVICES INC	STAFFORD
TXD980874200	ANDERSON GREENWOOD	HARLINGEN
TXD987992450	ANR PIPELINE COMPANY	SABINE PASS
TXR000023952	APPLIED AERODYNAMICS INC	FARMERS BRANCH
TXR000050468	APV INC	HOUSTON
TXD008090011	ARKEMA INC	HOUSTON
TXD043750512	ARKEMA INC	TYLER
TXD074180019	ARKEMA INC	STAFFORD
TXD199621855	ARLON SIGNTech LTD	STAFFORD
TXD030914451	ARLON VISCOR LTD	STAFFORD

National Biennial RCRA Hazardous Waste Report: Based on 2005 Data

EPA ID

TXR000059196 ARROW MARBLE LLC
TXD072622830 ARTCO-BELL CORPORATION
TXD087491973 ASARCO LLC
TXD990757668 ASARCO LLC
TXD980745095 ASHLAND DISTRIBUTION CO A DIVISION OF AS
TXD982561938 ASHLAND DISTRIBUTION COMPANY DIV OF ASHL
TXD095191920 ASHLAND INC
TXD092409838 ATLAS COPCO DRILLING SOLUTIONS INC
TXR000048959 ATMI MATERIALS LTD
TXD008085185 ATOFINA PETROCHEMICALS INC
TXR000006767 AUM INC
TXR000035931 AVISIA LP
TXD008012148 AZTEC MANUFACTURING PARTNERSHIP LTD
TXD042918631 AZTEC MANUFACTURING PARTNERSHIP LTD
TXD057107948 AZTEC MANUFACTURING PARTNERSHIP LTD
TX0000372375 B & W METALS COMPANY
TXR000039727 B AND B PLATING DBA ATLAS METAL FINISHIN
TXD087716130 BAKER HUGHES OILFIELD OPERATIONS INC
TXD000802934 BAKER PETROLITE CORPORATION
TXD026708438 BAKER PETROLITE CORPORATION
TXD073186389 BAKER PETROLITE CORPORATION
TXD088361233 BAKER PETROLITE CORPORATION
TXD077424885 BASELL USA INC
TXD008081697 BASF CORPORATION
TXD067261412 BASF CORPORATION
TXD980808778 BASF CORPORATION
TXR000039909 BASF FINA PETROCHEMICALS LIMITED PARTNER
TXD987988854 BAYER CROPSCIENCE LP
TXD058260977 BAYER MATERIAL SCIENCE LLC
TXD051113330 BAYLOR COLLEGE OF MEDICINE
TXD988070082 BAYLOR COLLEGE OF MEDICINE
TXD000764498 BELL HELICOPTER TEXTRON INC
TXD980626006 BELL HELICOPTER TEXTRON INC
TXD130390131 BEMIS CUSTOM PRODUCTS
TXD092940279 BEST CIRCUIT BOARDS INC
TXD982758575 BESTOLIFE CORPORATION
TXD042917401 BETZDEARBORN INC
TXD014574073 BILLMARK COMPANY
TXD988071866 BIO-SYNTHESIS INC
TXR000030239 BIOTICS RESEARCH CORPORATION
TXD000751248
TXD045042470
TXD097300412
TX0000888412
TXR000052175
TXR000043927
TXD980879118
TXR000028415
TX0000005413
TXD981915721
TXD007398175
TXD005942438
TXR000012856
TXD008080533
TXD007332505
TXD026757757
TXD044631216
TXD062128004

National Biennial RCRA Hazardous Waste Report: Based on 2005 Data

EPA ID	Site Name	
TXR000022822	BRENNTAG SOUTHWEST INC	RICHLAND HILLS
TXR000061218	BRENNTAG SOUTHWEST INC	LANCASTER
TXR000017129	BULLDOG BATTERY CORP DBA POWERFLOW SYSTE	TERRELL
TXD988065090	C & D ROBOTICS INC	BEAUMONT
TXD063085062	CALEB BRETT USA INC	SAN ANTONIO
TXR000019836	CALEB BRETT USA INC	TEXAS CITY
TXR000026567	CALEB BRETT USA INC	SEABROOK
TXD008097701	CAPITOL ELECTROPLATING INC	HOUSTON
TXD037307329	CARBOMEDICS INC	AUSTIN
TXD988067518	CARDELL KITCHEN AND BATH CABINETRY	EL CAMPO
TXD044638419	CARLISLE COATINGS & WATERPROOFING INCORP	WYLIE
TXR000053306	CAROLINA LOGISTICS INC	FORT WORTH
TXR000009415	CAROLINA SUPPLY CHAIN SERVICES LLC	SAN ANTONIO
TXD007372329	CARROLL COMPANY	GARLAND
TXD007376700	CELANESE LTD	PAMPA
TXD026040709	CELANESE LTD	BAY CITY
TXD078432457	CELANESE LTD	PASADENA
TXR000039818	CELANESE LTD	PASADENA
TXR000044032	CENTAURI TECHNOLOGIES LP	PASADENA
TXR000068700	CENTRAL AND SOUTH WEST SERVICES INTERNAT	OLD OCEAN
TXD988043931	CERILLIANT CORPORATION	
TXD008950461	CES ENVIRONMENTAL SERVICES INC	
TXD000356816	CHAMPION TECHNOLOGIES INC	
TXD000803106	CHAMPION TECHNOLOGIES INC	
TXR000000976	CHAMPION TECHNOLOGIES INC	
TXD008097271	CHANNEL SHIPYARD COMPANY INC	
TXD066362559	CHAPARRAL STEEL MIDLOTHIAN LP	
TXD981598006	CHATLEFF CONTROLS INCORPORATED	
TXD988087284	CHATLEFF LOCKHART FACILITY	
TXR000003889	CHEM ORGANICS	
TXD095185807	CHEMICAL PROCESS AND PRODUCTION INCORPOR	
TXD046844700	CHEMICAL RECLAMATION SERVICES INC	
TXD067256172	CHEMICAL SPECIALTIES INC	
TXD000761254	CHEMICAL WASTE MANAGEMENT INC	
TXR000036251	CHEMICAL WASTE MANAGEMENT INC	
TXD137554606	CHEMICALS INCORPORATED	
TXD008097487	CHEMTRADE REFINERY SERVICES INC	
TXD049213127	CHEMTURA CORPORATION	
TXR000040402	CHEVRON ENVIRONMENTAL MANAGEMENT COMPAN	
TXD003913381	CHEVRON PHILLIPS CHEMICAL COMPANY LP	
TXD008088833	CHEVRON PHILLIPS CHEMICAL COMPANY LP	
TXD008098725	CHEVRON PHILLIPS CHEMICAL COMPANY LP	
TXD041516709	CHEVRON PHILLIPS CHEMICAL COMPANY LP	
TXR000004390	CHEVRON PHILLIPS CHEMICAL COMPANY LP	
TXR000039834	CHEVRON PHILLIPS CHEMICAL COMPANY LP	
TXR000062281	CHEVRON PHILLIPS CHEMICAL COMPANY LP	
TXD007378995	CHEVRONTEXACO CORPORATION	
TXD037952884	CHROMALLOY DALLAS	
TX0000079897	CIMCON ELCTROPLATING INC	
TXR000052811	CIMCON ELECTROPLATING INC	
TXR000059311	CIMCON ELECTROPLATING INC	
TXD062865159	CIRCUITRONICS INC	
TXD051161990	CITGO PETROLEUM CORPORATION	
TXD981153711	CITGO REFINING AND CHEMICALS COMPANY LP	
TXR000043984	CITY OF AUSTIN DBA AUSTIN ENERGY	
TXR000036285	CITY OF DALLAS	
TXD000815043	CITY PUBLIC SERVICE	
TXD055141378	CLEAN HARBORS DEER PARK LP	

National Biennial RCRA Hazardous Waste Report: Based on 2005 Data

TEXAS

REPORTED RCRA SITES

EPA ID	Site Name	Location City	RCRA Tons Generated	RCRA Tons Managed
TXD982290140	CLEAN HARBORS LAPORTE LP	LA PORTE	6	4
TXR000031419	CLEAN SOLVENT RECYCLING CO INC	MANSFIELD	137	19
TXD982758435	CLEAR LAKE REGIONAL MEDICAL CENTER	WEBSTER	4	0
TXD980809842	CLEARWATER SPECIALTY CHEMICALS	ELMENDORF	384	0
TXD041470733	COASTAL PLATING COMPANY	CORPUS CHRISTI	1	0
TXD988003745	COCA-COLA BOTTLING COMPANY	DALLAS	0	0
TXR000017582	COCKERELL AND ASSOCIATES	DALLAS	22	0
TXD008122467	COLUMBIA INDUSTRIES INC	SAN ANTONIO	133	0
TXD988082822	COLUMBIA SHOWCASE & CABINET CO INC	HOUSTON	3	0
TXD026028357	COMMEMORATIVE BRANDS INC	AUSTIN	19	0
TXR000014126	COMMERCE PLATING INC	DALLAS	0	0
TXR000035519	CONNER STEEL PRODUCTS LTD	SAN ANGELO	29	0
TXD118482447	CONOCO INC	MONT BELVIEU	185	0
TXD084966639	CONOCOPHILLIPS	JONES CREEK	38	0
TXR000011551	CONOCOPHILLIPS CO	BRYAN	24	0
TXD048210645	CONOCOPHILLIPS COMPANY	OLD OCEAN	2,428	0
TXD980626774	CONOCOPHILLIPS COMPANY	BORGER	7,702	716
TXD982557191	CONSOLIDATED METAL TECHNOLOGIES LLC	ROUND ROCK	31	0
TXD981585060	CONTINENTAL AIRLINES INC	HOUSTON	46	0
TXD988043469	CONTINENTAL AIRLINES INC	HOUSTON	50	0
TXD000719955	COOK COMPOSITES AND POLYMERS CO	MARSHALL	79	0
TXD108999863	COOK COMPOSITES AND POLYMERS CO	HOUSTON	1,299	0
TXT490011442	COOPER CROUSE-HINDS LLC	AMARILLO	170	0
TXR000012765	COPPERFIELD LLC	EL PASO	41	0
TXD074177320	CORE LABORATORIES INC	PASADENA	21	0
TXD981909823	CRP BALMORAL INC	HOUSTON	202	0
TXD073152126	CRYOVAC INC	IOWA PARK	116	0
TXD160825428	CYPRESS SEMICONDUCTOR TEXAS	ROUND ROCK	56	0
TXD980627194	CYTEC ENGINEERED MATERIALS	GREENVILLE	232	0
TXD044631596	DAINIPPON INKS & CHEMICAL CO	GRAND PRAIRIE	15	0
TXD982758252	DALDEN CORPORATION	ROANOKE	59	0
TXD000357707	DALLAS AIRMOTIVE INC	DALLAS	50	0
TXR000025734	DALLAS SEMICONDUCTOR CORP	ADDISON	19	0
TXD095436747	DALLAS SEMICONDUCTOR CORPORATION	DALLAS	127	0
TXD982284382	DALLAS SEMICONDUCTOR CORPORATION	SAN ANTONIO	162	0
TXR000011155	DANA TRANSPORT INC	LA PORTE	146	0
TXD987973880	DAY INTERNATIONAL INC	HOUSTON	9	0
TXD084966548	DEGUSSA CONSTRUCTION CHEMICAL OPERATIONS	HOUSTON	26	0
TXD007333800	DELEK REFINING LTD	TYLER	384	0
TXD051097004	DELS PLATING WORKS INC	HOUSTON	54	0
TXD980626154	DETREX CORPORATION	ARLINGTON	0	0
TXD987994878	DIAMOND FIBERGLASS FABRICATORS INC	VICTORIA	3	0
TXD990709966	DIAMOND SHAMROCK REFINING AND MARKETING	THREE RIVERS	956	0
TXD059685339	DIAMOND SHAMROCK REFINING COMPANY LP	SUNRAY	1,805,840	1,803,493
TXD982286601	DISCTRONICS TEXAS INC	PLANO	1	0
TXD008088247	DIXIE CHEMICAL COMPANY INC	PASADENA	2,096	0
TXD008080996	DIXIE ELECTRO PLATING COMPANY	HOUSTON	78	0
TXD987983152	DMV STAINLESS USA INC	HOUSTON	293	0
TXD000017756	THE DOW CHEMICAL COMPANY	LA PORTE	1,694	0
TXD008092793	THE DOW CHEMICAL COMPANY	FREEPORT	123,453	122,007
TXD096037932	THE DOW CHEMICAL COMPANY	HOUSTON	3,378	0
TXD980626782	THE DOW CHEMICAL COMPANY	TEXAS CITY	2	0
TXR000057414	THE DOW CHEMICAL COMPANY	PASADENA	12,141	11,010
TXD988055851	DPC INDUSTRIES INC	SWEETWATER	292	290
TXD988059804	DPC INDUSTRIES INC	CLEBURNE	1,662	1,641
TXR000022699	DPT LABORATORIES INC	SAN ANTONIO	96	0
TXD980627244	DPT LABORATORIES LTD	SAN ANTONIO	138	0
TXR000047258	DPT LABORATORIES LTD	SAN ANTONIO	17	0

National Biennial RCRA Hazardous Waste Report: Based on 2005 Data

TEXAS

REPORTED RCRA SITES

EPA ID	Site Name	Location City	RCRA Tons Generated	RCRA Tons Managed
TXD980628051	DRILLING SPECIALITIES COMPANY LLC	CONROE	75	0
TXR000026724	DRS INFRARED TECHNOLOGIES LP	DALLAS	40	0
TXR000026153	DRY CLEAN SUPER CENTER	DALLAS	1	0
TXR000036475	DRY CLEAN SUPER CENTER	LONGVIEW	5	0
TXR000057182	DRY CLEAN SUPER CENTER	PALESTINE	1	0
TXR000056689	DRY CLEAN SUPER CENTER ON NORTHWEST HIGH	DALLAS	1	0
TXD083558486	DSM NUTRITIONAL PRODUCTS INC	FREEPORT	2,208	0
TXD046843348	DUNN HEAT EXCHANGERS INC	TEXAS CITY	24	0
TXR000064576	DUPLIUM CORPORATION	CARROLLTON	0	0
TXR000011593	DUPONT PERFORMANCE ELASTOMERS LLC	BEAUMONT	227	0
TXD981513781	DURA-TECH PROCESSES INC	MANSFIELD	152	152
TXD981053770	DURATHERM INC	SAN LEON	20,301	30,814
TXD988026282	DX INDUSTRIES INC	HOUSTON	177	90
TXD008079212	E I DU PONT DE NEMOURS AND COMPANY	LA PORTE	22,427	0
TXD008079642	E I DU PONT DE NEMOURS AND COMPANY	ORANGE	24,336	44,481
TXD008081101	E I DU PONT DE NEMOURS AND COMPANY	BEAUMONT	1,437,706	1,434,960
TXD008123317	E I DU PONT DE NEMOURS AND COMPANY	VICTORIA	300	65
TXD063101794	E I DU PONT DE NEMOURS AND COMPANY	INGLESIDE	179	0
TXT000618496	E I DU PONT DE NEMOURS AND COMPANY	HOUSTON	15	0
TX0000930909	E W JOHNSON COMPANY INC	LEWISVILLE	35	0
TXD060154127	EAGLE AVIATION SERVICES INC EAST	ABILENE	51	0
TXR000042259	EARTH COLOR HOUSTON LP	HOUSTON	18	0
TXD007330202	EASTMAN CHEMICAL COMPANY	LONGVIEW	9,588	9,522
TXR000000034	ECS REFINING TEXAS LLC	TERRELL	83	158
TXD064215759	ECTOR DRUM INC	ODESSA	19	0
TXD980626725	EL PASO ELECTRIC COMPANY	EL PASO	5	0
TXR000049015	EL PASO MERCHANT ENERGY-PETROLUEM COMPAN	CORPUS CHRISTI	4	0
TXD057567216	ELDORADO CHEMICAL CO INC	LIVE OAK	13	0
TXD095179933	ELECTRO-COATINGS OF TEXAS INC	HOUSTON	148	0
TXR000023051	ELECTROPLATING OF EL PASO INC	EL PASO	9	0
TXR000051458	ELEMENTIS CHROMIUM LP	CORPUS CHRISTI	339	0
TXD064220700	ENDURO SYSTEMS INC	FORT WORTH	16	0
TXD096023163	ENDURO SYSTEMS INC	HOUSTON	19	0
TXD077874634	ENGELHARD CORPORATION	PASADENA	8	0
TXD063067466	ENGINE COMPONENTS INC	SAN ANTONIO	40	0
TXD987983079	ENGINEERED POLYMER SOLUTIONS INC	GRAND PRAIRIE	80	0
TXR000053280	ENERGY POWER VENTURES LP	MARSHALL	0	0
TXT490013455	ENTERPRISE PRODUCTS COMPANY	MONT BELVIEU	4,899	0
TXD000838698	ENTERPRISE PRODUCTS OPERATING LP	TEXAS CITY	719	0
TXD008084238	ENTERPRISE PRODUCTS OPERATING LP	LA PORTE	22	0
TXD987981560	ENTERPRISE PRODUCTS OPERATING LP	MONT BELVIEU	72	0
TXR000032821	ENTERPRISE PRODUCTS OPERATING LP	HOUSTON	19	0
TXD000719260	ENTERPRISE TRANSPORTATION COMPANY	BAYTOWN	3	0
TXD052486099	ENTERPRISE TRANSPORTATION COMPANY	TEXAS CITY	3	0
TXD988080115	ENTERPRISE TRANSPORTATION COMPANY	FREEPORT	32	0
TXR000004119	ENVIRONMENTAL LIGHT RECYCLERS INC	FORT WORTH	21	24
TXD000836445	EQUISTAR CHEMICALS LP	CORPUS CHRISTI	14,554	14,101
TXD020805446	EQUISTAR CHEMICALS LP	BEAUMONT	61	0
TXD058275769	EQUISTAR CHEMICALS LP	CHANNELVIEW	82,101	0
TXD980627137	EQUISTAR CHEMICALS LP	ALVIN	1,029	0
TXD980796643	EQUISTAR CHEMICALS LP	WADSWORTH	2,162	0
TXD981917024	EQUISTAR CHEMICALS LP	VICTORIA	1,044	0
TXD982306144	EQUISTAR CHEMICALS LP	PASADENA	118	0
TXD982552887	EQUISTAR CHEMICALS LP	ALVIN	87	0
TXR000025809	EQUISTAR CHEMICALS LP	LA PORTE	1,100	0
TXD077874576	ER CARPENTER LP	PASADENA	7	0
TXR000025635	ESCO MARINE INC	BROWNSVILLE	27	0
TXR000032482	ESSEX GROUP INC	MCALLEN	4	0

National Biennial RCRA Hazardous Waste Report: Based on 2005 Data

TEXAS

REPORTED RCRA SITES

EPA ID	Site Name	Location City	RCRA Tons Generated	RCRA Tons Managed
TXD002560233	ETHICON INC	SAN ANGELO	12	0
TXD008096158	ETHYL CORPORATION	PASADENA	111	0
TXD106829963	EURECAT US INCORPORATED	PASADENA	1,084	3,222
TXD981148059	EVAL COMPANY OF AMERICA	PASADENA	560	0
TXD000835157	EVANS HOUSTON CORP	HOUSTON	72	0
TXD006451090	EXIDE TECHNOLOGIES	FRISCO	0	2,630
TXD055336069	EXPLORER PIPELINE COMPANY	CADDO MILLS	79	0
TXD058260340	EXPLORER PIPELINE COMPANY	PORT ARTHUR	244	0
TXD000782698	EXXON MOBIL CORPORATION	BAYTOWN	4,273	0
TXD980625966	EXXON MOBIL CORPORATION	BAYTOWN	1,401	0
TXD988073649	EXXON MOBIL CORPORATION	CONROE	27	0
TXD000783399	EXXON UPSTREAM RESEARCH CO	HOUSTON	2	0
TXD980809909	EXXONMOBIL CHEMICAL COMPANY	BAYTOWN	2,871	0
TXT000618090	EXXONMOBIL CHEMICAL COMPANY	MONT BELVIEU	24	0
TXD990797714	EXXONMOBIL OIL CORPORATION	BEAUMONT	1,004	0
TXD096035274	EXXONMOBIL OIL CORPORATION DBA MOBIL CHE	HOUSTON	784	0
TXD058667973	FALCON STEEL COMPANY	KAUFMAN	408	5
TX0000135814	FEDEX GROUND PACKAGE SYSTEM INC	FORT WORTH	8	0
TXD062290796	FIBERGRATE COMPOSITE STRUCTURES INC	STEPHENVILLE	1	0
TXD981906225	FIN-TECH INC	HOUSTON	88	0
TXD008073538	FIRESTONE POLYMERS LLC	ORANGE	372	0
TXR000024836	FIRST CHEMICAL TEXAS LP	BAYTOWN	1,112	0
TXD988081139	FISHER SCIENTIFIC COMPANY LLC	HOUSTON	9	0
TXR000065714	FIVE STAR LAUNDRY	GRAPEVINE	3	0
TXR000022434	FLEXAUST APPLIANCE INC	EL PASO	2	0
TXD066447376	FLINT HILLS RESOURCES LP	CORPUS CHRISTI	2,942	38
TXD088474663	FLINT HILLS RESOURCES LP	CORPUS CHRISTI	2,929	465
TXD988040382	FLINT HILLS RESOURCES LP	FORT WORTH	244	0
TXR000019018	FLINT HILLS RESOURCES LP	SAN ANTONIO	106	0
TXR000035261	FLINT HILLS RESOURCES LP	AUSTIN	247	0
TXD060712858	FMC ENERGY SYSTEMS	HOUSTON	5	0
TXT490011293	FORMOSA PLASTICS CORPORATION TEXAS	POINT COMFORT	6,188	5,593
TX3214020429	FORT SAM HOUSTON	FORT SAM HOUSTON	21	0
TXD069450997	FREESCALE SEMICONDUCTOR INC	AUSTIN	562	0
TXD980870356	FREESCALE SEMICONDUCTOR INC	AUSTIN	317	0
TXP490323248	FRIENDSWOOD REFINING CORP	HOUSTON	46	0
TXR000005157	FUJIKOKI AMERICA INC	DALLAS	112	0
TXR000018432	G & K SERVICES CO	SAN ANTONIO	2	0
TXD000835207	GATX RAIL CORPORATION	HEARNE	21	0
TXD000836486	GB BIOSCIENCES CORPORATION	HOUSTON	5,811	0
TXD980864029	GE BETZ INC	BEAUMONT	169	0
TXD981157878	GE ENGINE SERVICES MCALLEN LP	MCALLEN	159	0
TXD000836437	GE ENGINE SERVICES-DALLAS LP	DALLAS	41	0
TXD007332224	GENERAL DYNAMICS OTS GARLAND LP	GARLAND	28	0
TXD060718269	GENERAL ELECTRIC INTERNATIONAL INC	HOUSTON	4	0
TXD060720026	GENERAL ELECTRIC INTERNATIONAL INC	BEAUMONT	16	0
TXD008018004	GENERAL MOTORS CORPORATION	ARLINGTON	1,169	0
TX0000187823	GEO SPECIALTY CHEMICALS INC	DEER PARK	22	0
TXD093565653	GEORGIA GULF CHEMICALS & VINYLs LLC	PASADENA	337	0
TXD074160391	GEORGIA-PACIFIC CORPORATION	LUFKIN	133	0
TXD990796351	GERDAU AMERISTEEL US INC	VIDOR	3,733	0
TXR000046920	GIBBS-TEXAS DIE CASTING CORPORATION	HARLINGEN	53	0
TXD097553556	GLECO PLATING INC	ROWLETT	138	0
TXR000029181	GLECO PLATING INC	ROWLETT	174	0
TXR000063719	GLECO PLATING SOUTH LP	MCALLEN	61	0
TXD981149925	THE GLIDDEN COMPANY	TEMPLE	43	0
TXD057421331	GLOBAL GROUP INC	FORT WORTH	14	0
TXD982294282	GLOBE PRODUCTS COMPANY INC	ENNIS	30	0

National Biennial RCRA Hazardous Waste Report: Based on 2005 Data

EPA ID	Site Name	
TXR000058305	LANXESS CORPORATION	BAYTOWN
TXD058758046	LAREDO WLE LP	LAREDO
TXD000719286	LBC HOUSTON LP	SEABROOK
TXD096602941	LBC HOUSTON LP	SEABROOK
TXD988067070	LCY ELASTOMERS LP	BAYTOWN
TXD988015202	LEGGETT & PLATT INCORPORATED	FORT WORTH
TXD990797441	LETOURNEAU INC	LONGVIEW
TXR000010959	LF MANUFACTURING INC	GIDDINGS
TXD081541708	LFC INDUSTRIES INC	ARLINGTON
TXD007359524	LITTELFUSE LP	IRVING
TXD981050578	LITTON ELECTRO-OPTICAL SYSTEMS	GARLAND
TX7572024605	LOCKHEED MARTIN CORPORATION	FORT WORTH
TXD055328074	LOCKHEED MARTIN MISSILES AND FIRE CONTRO	GRAND PRAIRIE
TXR000045427	LONE STAR CIRCUITS INC	WYLIE
TXD987990330	LONE STAR FASTENERS LP	
TXD007323397	LONE STAR STEEL COMPANY LP	
TX6213820529	LONGHORN ARMY AMMUNITION	
TXD000642348	THE LUBRIZOL CORPORATION	
TXD041067638	THE LUBRIZOL CORPORATION	
TXD988088761	LUCITE INTERNATIONAL INC	
TXD008063661	LUFKIN CREOSOTING CO INC	
TXD008090375	LUFKIN INDUSTRIES INC	
TXD058265067	LYONDELL CHEMICAL COMPANY	
TXD083472266	LYONDELL CHEMICAL COMPANY	
TXD082688979	LYONDELL-CITGO REFINING LP	
TXD020342044	M & K PLATING INC	
TXR000035667	M2 GLOBAL INC	
TXD987977949	MADIX INC	
TXD056729155	MAGNABLEND INC	
TXD008079501	MARATHON PETROLEUM COMPANY LLC	
TXD987985900	MARKWEST JAVELINA COMPANY	
TXD062886981	MARLOW INDUSTRIES INC	
TXR000060909	MARTIN PRODUCT SALES LLC	
TXD008012767	MARTIN SPROCKET & GEAR INC	
TXD980809917	MARY KAY INC	
TX0000053280	MASTER HALCO INC	
TXR000048918	MATERIA INC	
TXD987981453	MAVERICK ARMS INC	
TXD093732063	MCNEIL CONSUMER HEALTHCARE	
TXR000039677	MEDI-FLEX INC	
TXR000007088	MEMC PASADENA INC	
TXR000012898	MEMC SOUTHWEST INC	
TXR000056259	THE MENS WAREHOUSE INC	
TXD982289043	MENTOR TEXAS LP	
TXD000807883	MERICHEM COMPANY	
TXD008106999	MERISOL USA LLC	
TXD988059309	MERRY X RAY CHEMICAL CORPORATION	
TXD988060455	MERRY X RAY CHEMICAL CORPORATION	
TXD988060687	MERRY X RAY CHEMICAL CORPORATION	
TXR000000026	METAL FINISHING ACQUISITION CORP	
TXD988050993	METALPLATE GALVANIZING LP	
TXR000031567	METALPLATE GALVANIZING LP	
TXD981052525	METHODIST HEALTHCARE SYSTEM	
TXD000790139	THE METHODIST HOSPITAL	
TXD000726026	METTON AMERICA INC	
TXD058276130	MILLENNIUM PETROCHEMICALS INC	
TXD085137594	MILLENNIUM RAIL INC A DELAWARE CORPORATI	
TXD980624233	MIRROR INDUSTRIES	

National Biennial RCRA Hazardous Waste Report: Based on 2005 Data

TEXAS

REPORTED RCRA SITES

EPA ID	Site Name	Location City	RCRA Tons Generated	RCRA Tons Managed
TXD089793608	MISSION PETROLEUM CARRIERS INC	BEAUMONT	7	0
TXR000019372	MISSION PHARMACAL COMPANY	BOERNE	5	0
TXD048908180	MMI PRODUCTS INC	HOUSTON	67	0
TXD000449694	MOBIL CHEMICAL COMPANY INC	BEAUMONT	643	0
TXD000807909	MOBIL CHEMICAL COMPANY INC	BEAUMONT	241	0
TXD007319866	MORRELL PLATING CO INC	DALLAS	11	0
TXD980629851	MOTCO TRUST GROUP	LA MARQUE	15	0
TXD008097529	MOTIVA ENTERPRISES LLC	PORT ARTHUR	508	0
TXD980626022	MOTIVA ENTERPRISES LLC	PORT NECHES	104	0
TXR000063099	THE MUNICIPALITY OF CHAMBERS COUNTY	ANAHUAC	532	0
TXD008084618	NALCO COMPANY INC	SUGAR LAND	1,074	0
TXD008084600	NALCO ENERGY SERVICES LP	FREEMPORT	461	0
TXD095217766	NALCO ENERGY SERVICES LP	ODESSA	18	0
TX8800016125	NATIONAL AERONAUTICS AND SPACE ADMINISTR	HOUSTON	28	0
TXD045756129	NATIONAL OILWELL LP	SUGAR LAND	5	0
TXD000742270	NATIONAL SEMICONDUCTOR CORPORATION	ARLINGTON	138	0
TXD008093197	NATURAL GAS ODORIZING INC	BAYTOWN	4	0
TXD000449785	NCH CORPORATION	IRVING	237	0
TX0000658658	NEWPARK DRILLING FLUIDS LLC	HOUSTON	85	0
TXD008092306	NIBCO INC	NACOGDOCHES	58	0
TXD988040796	NISSEKI CHEMICALS TEXAS INC	PASADENA	19	0
TXR000011106	NOLTEX LLC	LA PORTE	562	0
TXR000026401	NORBORD TEXAS LP	JEFFERSON	57	0
TXD005966452	NORTH AMERICAN GALVANIZING COMPANY	HURST	748	0
TXR000040923	NORTH AMERICAN GALVANIZING COMPANY	HOUSTON	943	0
TXD987985678	NOVA CHEMICALS INC	PASADENA	27	0
TXD988021259	NOVA MOLECULAR TECHNOLOGIES INC	PASADENA	298	59
TXD000761841	NRG TEXAS LP	ELDON	5	0
TXD000837419	NRG TEXAS LP	HOUSTON	3	0
TX0000055251	NU ZINC INC	GARLAND	36	0
TXD982560294	NUCLEAR SOURCES AND SERVICES INC	HOUSTON	835	561
TXD071378582	NUCOR CORPORATION	JEWETT	15,017	0
TXD988065512	NUSIL TECHNOLOGY LLC	IRVING	37	0
TXR000022624	OBERTHUR GAMING TECHNOLOGIES	SAN ANTONIO	16	0
TXR000032193	OCEANEERING INTERVENTION ENGINEERING	HOUSTON	2	0
TXD102684370	ODFJELL TERMINALS USA GP INC	SEABROOK	1,283	0
TXD981593189	OGLEBAY NORTON INDUSTRIAL SANDS INC	VOCA	1	0
TXD074189549	OILTANKING HOUSTON LP	HOUSTON	97	0
TXR000059501	OILTANKING TEXAS CITY LP	TEXAS CITY	207	0
TXR000049817	OLYMPUS AMERICA INC	IRVING	2	0
TXD008098659	OMSCO INC	HOUSTON	2	0
TXD054458773	ONEOK HYDROCARBON SOUTHWEST LLC	MONT BELVIEU	1,385	0
TXD982293888	OVERSEAS MOTORS OF DALLAS	DALLAS	52	0
TXD988067377	OVERWRAPS PACKAGING LP	DALLAS	4	0
TXD988039772	OWEN OIL TOOLS INC	GODLEY	75	0
TXR000006346	OWENS CORNING	PALESTINE	158	0
TXD007327547	OWENS-BROCKWAY GLASS CONTAINER INC	WACO	48	0
TXD000803411	OXID LP	HOUSTON	23	0
TXD000327429	OXY VINYL LP	LA PORTE	21	0
TXD056263528	OXY VINYL LP	DEER PARK	1,768	0
TXD070133319	OXY VINYL LP	LA PORTE	455	0
TXD981911209	OXY VINYL LP	DEER PARK	14,115	15,007
TXD982286932	OXYCHEM CORPORATION	GREGORY	21,047	20,506
TXD982759797	P & J INDUSTRIES INC	EL PASO	94	0
TXD098874308	P CHEM INC	LATEXO	2	0
TXD106778145	PACKAGING CORP OF AMERICA	WACO	17	0
TXR000047944	PACKAGING SERVICE COMPAPNY	PEARLAND	70	1
TXD981512122	PARKER-HANNIFIN CORPORATION	NACOGDOCHES	36	0

TXT490014552
TXD049046527
TXR000039081
TXD008091290
TXD000013912
TXD026000836
TXD096445069
TXD010791200
TXR000057430
TXR000060483
TXD048924989
TXD987986908
TXD074196338
TXR000031807
TXD000014977
TXD982283749
TXR000048629
TX0000078956
TXD000356907
TXD078552932
TXD047134507
TXD099711897
TXD981145121
TXD083305094
TXD000017640
TXD091939520
TXD008090409
TXR000041368
TXD987991676
TXD005964598
TXR000016493
TXD987988599
TXD102599339
TXD008029373
TXR000063883
TXD081744849
TX0000274506
TXD982758930
TXR000057117
TXR000041210
TX0000105007
TXD988071643
TXD056542749
TXD990758674
TXD981155203
TXR000022582
TXD000792952
TXD008083099
TXD041469990
TX3213820738
TXR000057349
TXD008063398
TXD094837671
TXD000835215
TXD058668922
TXD070880133
TXR000055483

National Biennial RCRA Hazardous Waste Report: Based on 2005 Data

TEXAS

REPORTED RCRA SITES

EPA ID	Site Name	Location City	RCRA Tons Generated	RCRA Tons Managed
TXD008099079	RHODIA INC	HOUSTON	420	13,259
TXD044916161	RHODIA INC	VERNON	55	0
TXD082688896	RHODIA INC	BAYTOWN	34	0
TXR000026559	RHODIA INC	FREEMPORT	568	0
TXD980748172	RICE UNIVERSITY	HOUSTON	14	0
TXR000054783	RICHEMONT NORTH AMERICA INC	GRAND PRAIRIE	12	0
TXD118927300	RIVERSIDE ENGINEERING INC	SAN ANTONIO	1	0
TXR000020560	ROBBINS & MYERS ENERGY SYSTEMS LP	WILLIS	34	0
TXD000747345	ROHM AND HAAS COMPANY	LA PORTE	336	0
TXD065096273	ROHM AND HAAS TEXAS INC	DEER PARK	23,155	19,765
TXR000015669	ROHMAX USA LP	DEER PARK	2	0
TXD981060262	S & S PLATING COMPANY	HOUSTON	223	0
TXD008117400	SACHEM INC	AUSTIN	28	0
TXD987997335	SACHEM INC	CLEBURNE	52	0
TXD063071393	SAFETY RAILWAY SERVICE LP	VICTORIA	35	0
TXD000729400	SAFETY-KLEEN SYSTEMS INC	SAN ANTONIO	367	120
TXD000747378	SAFETY-KLEEN SYSTEMS INC	LONGVIEW	491	59
TXD000747394	SAFETY-KLEEN SYSTEMS INC	EL PASO	246	76
TXD000747402	SAFETY-KLEEN SYSTEMS INC	CORPUS CHRISTI	220	44
TXD000747428	SAFETY-KLEEN SYSTEMS INC	WICHITA FALLS	164	64
TXD010803203	SAFETY-KLEEN SYSTEMS INC	MISSOURI CITY	1,805	342
TXD061290276	SAFETY-KLEEN SYSTEMS INC	ORANGE	317	59
TXD062287883	SAFETY-KLEEN SYSTEMS INC	ABILENE	89	29
TXD077603371	SAFETY-KLEEN SYSTEMS INC	DENTON	14,336	24,435
TXD083145656	SAFETY-KLEEN SYSTEMS INC	MCALLEN	131	44
TXD980876015	SAFETY-KLEEN SYSTEMS INC	WACO	407	68
TXD981052061	SAFETY-KLEEN SYSTEMS INC	IRVING	956	220
TXD981053416	SAFETY-KLEEN SYSTEMS INC	HALTOM CITY	422	111
TXD981056690	SAFETY-KLEEN SYSTEMS INC	MIDLAND	387	172
TXR000031799	SAFETY-KLEEN SYSTEMS INC	AMARILLO	134	0
TXR000053959	SAFETY-KLEEN SYSTEMS INC	DENTON	10	0
TXD070803432	SAINT-GOBAIN ABRASIVES INC	STEPHENVILLE	14	0
TXD047828611	SAINT-GOBAIN CONTAINERS LLC	WAXAHACHIE	24	0
TXD043802826	SAINT-GOBAIN VETROTEX AMERICA INC	WICHITA FALLS	2,759	2,747
TXR000018853	SAMSUNG AUSTIN SEMICONDUCTOR LP	AUSTIN	1,130	0
TXD010797389	SCHENECTADY INTERNATIONAL INC	FREEMPORT	33	0
TXD988043998	SCHIRM USA INC	ENNIS	42	0
TXD000750349	SCHLUMBERGER INC	ROSHARON	22	0
TXD987988318	SCHLUMBERGER TECHNOLOGY CORPORATION	FORT STOCKTON	0	80
TXD007334659	SCHNEE-MOREHEAD INC	IRVING	138	0
TXD008089096	SCHUMACHER CO INC	HOUSTON	156	0
TXD000642587	SCOT INDUSTRIES	LONE STAR	32	0
TXD000804302	SEA LION TECHNOLOGY INC	TEXAS CITY	1,701	0
TXD056539471	SEALED AIR CORPORATION CRYOVAC DIVISION	WICHITA FALLS	87	0
TXR000025593	SEMICON PRECISION INDUSTRIES INC	DALLAS	31	0
TXR000043943	SEPTON COMPANY OF AMERICA PASADENA	PASADENA	10	0
TXD008434706	SERCEL INC	HOUSTON	17	0
TXD988076394	SERCEL INC	HOUSTON	97	0
TXD055135388	SET ENVIRONMENTAL INC	HOUSTON	2,118	1,512
TXD981588866	SEVERN TRENT LABORATORIES INC	HOUSTON	24	0
TXD147119135	SEW-EURODRIVE INC	DALLAS	2	0
TXD068095710	SGS CONTROL SERVICES INC	DEER PARK	72	0
TXR000065870	SHAWCOR PIPE PROTECTION LLC	PORT ARTHUR	31	0
TXD490013562	SHAWCOR PIPE PROTECTION LLC	PEARLAND	2	0
TXD000820118	SHELL CHEMICAL LP	HOUSTON	71	0
TXD067285973	SHELL OIL COMPANY	DEER PARK	25,995	18,015
TXD000728816	SHELL PIPELINE COMPANY LP	PORT ARTHUR	77	0
TXD050842277	SHERMAN WIRE EAST PLANT	SHERMAN	27	0

National Biennial RCRA Hazardous Waste Report: Based on 2005 Data

EPA ID	Site Name	
TXD091947150	UNION TANK CAR COMPANY	CLEVELAND
TXR000004614	UNITED ELCHEM INDUSTRIES INC	DALLAS
TXD054455050	UNITED GALVANIZING INC	HOUSTON
TXD020819512	UNITED PARCEL SERVICE INC	HOUSTON
TXD988049789	UNITED PARCEL SERVICE INC	HOUSTON
TXD000837484	UNIVAR USA INC	SAN ANTONIO
TXD021929690	UNIVAR USA INC	ODESSA
TXD026534636	UNIVAR USA INC	HARLINGEN
TXD092410000	UNIVAR USA INC	MESQUITE
TXD099748097	UNIVAR USA INC	BORGER
TXD980868632	UNIVAR USA INC	HOUSTON
TXD981154388	UNIVAR USA INC	DALLAS
TXD988040507	UNIVAR USA INC	SAN ANTONIO
TXD980583363	UNIVERSAL FOREST PRODUCTS TEXAS LIMITED	SCHERTZ
TXR000031104	UNIVERSAL FOREST PRODUCTS TEXAS LIMITED	NEW WAVERLY
TXD042916627	UNIVERSITY OF HOUSTON	HOUSTON
TXD039032693	THE UNIVERSITY OF TEXAS AT ARLINGTON	ARLINGTON
TXD000633982	THE UNIVERSITY OF TEXAS AT AUSTIN	AUSTIN
TXD980869184	THE UNIVERSITY OF TEXAS AT AUSTIN	AUSTIN
TXD078426020	THE UNIVERSITY OF TEXAS M D ANDERSON CAN	HOUSTON
TXD000821264	THE UNIVERSITY OF TEXAS MEDICAL BRANCH G	GALVESTON
TXD071378822	UNIVERSITY OF TEXAS SOUTHWESTERN MEDICAL	DALLAS
TX4890110527	US DEPARTMENT OF ENERGY	PANHANDLE
TX2571524071	US DEPARTMENT OF THE AIR FORCE	SAN ANGELO
TX2571524105	US DEPARTMENT OF THE AIR FORCE	DEL RIO
TX2572024303	US DEPARTMENT OF THE AIR FORCE	BROOKS CITY BASE
TX3571524161	US DEPARTMENT OF THE AIR FORCE	SHEPPARD AFB
TX3571924643	US DEPARTMENT OF THE AIR FORCE	DYESS AFB
TX4570099933	US DEPARTMENT OF THE AIR FORCE	SAN ANTONIO
TX4571524129	US DEPARTMENT OF THE AIR FORCE	LACKLAND AFB
TX8571524091	US DEPARTMENT OF THE AIR FORCE	LUBBOCK
TX4213720101	US DEPARTMENT OF THE ARMY	EL PASO
TX7213821831	US DEPARTMENT OF THE ARMY	TEXARKANA
TX8214020424	US DEPARTMENT OF THE ARMY	SAN ANTONIO
TX0170099915	US DEPARTMENT OF THE NAVY	WISHLER (ELECTRONIC RECOVERY CENTER) (AUSTIN) Tj0.00 -10.08
TX0571924042	US DEPARTMENT OF THE NAVY	
TX7170022787	US DEPARTMENT OF THE NAVY	
TX1200939626	US DEPARTMENT OF THE TREASURY	
TXD069452340	US ECOLOGY TEXAS LLP	
TXD988059291	US FILTER RECOVERY SERVICES INC	
TXR000028902	US GALVANIZING LP	
TXR000051540	US OIL RECOVERY LP	
TXD001922582	USA PACKAGING LLC	
TXD000792937	VALERO ENERGY CORP	
TXD008132268	VALERO ENERGY CORP	
TXD053624193	VALERO ENERGY CORP	
TXR000005181	VALERO LOGISTICS OPERATIONS LP	
TXD074604166	VALERO REFINING-TEXAS LP	
TX0000078147	VALLEY SOLVENT COMPANY INC	
TXD007357932	VAN DER HORST USA CORPORATION	
TXD025882945	VANGUARD METAL TECHNOLOGIES INC	
TXD981595366	VARCO LP	
TXD000838896	VEOLIA ES TECHNICAL SOLUTIONS LLC	
TXR000052910	VERTEX PROCESSING	
TXD041321241	VICTOR EQUIPMENT CO	
TXD075102525	VIRGINIA KMP CORPORATION	
TXR000062935	VIRIDIS ENERGY TEXAS LP	
TXR000064584	VIRIDIS ENERGY TEXAS LP	

EPA ID

TTD987866035

National Biennial RCRA Hazardous Waste Report: Based on 2005 Data

UTAH

REPORTED RCRA SITES

EPA ID	Site Name	Location City	RCRA Tons Generated	RCRA Tons Managed
UTD988072294	AMERICAN PACIFIC CORPORATION	CEDAR CITY	238	0
UTD009086133	ANDERSON GENEVA DEVELOPMENT, INC.	VINEYARD	388	0
UTD048406144	ASHLAND DISTRIBUTION	CLEARFIELD	16	0
UTD981554298	ATK SPACE SYSTEMS - MAGNA	MAGNA	5	0
UTD001705029	ATK THIOKOL - BACCHUS	MAGNA	1,878	0
UTD009081357	ATK THIOKOL INC.	PROMONTORY	2,919	3,076
UTD988074241	AUTOLIV ASP INC., OEA INITIATOR FACILITY	TREMONTON	202	0
UTD982592479	AUTOLIV ASP, INC.	BRIGHAM CITY	11	0
UTD127673697	AUTOLIV N. AMERICA - PYROTECHNIC PROCESS	PROMONTORY	225	0
UTD982589061	BARNES AEROSPACE OGDEN DIVISION	OGDEN	39	0
UTD060381977	BD MEDICAL	SANDY	25	13
UTD045267127	BIG WEST OIL LLC	NORTH SALT LAKE	787	0
UTD981550858	THE BOEING COMPANY - SALT LAKE CITY UTAH	SALT LAKE CITY	15	0
UTD113404578	BRENNTAG PACIFIC, INC.	OGDEN	5	0
UTD009094012	BRIGHAM YOUNG UNIVERSITY	PROVO	38	4
UTD092029768	CHEVRON SALT LAKE REFINERY	SALT LAKE CITY	2,357	0
UTD981552177	CLEAN HARBORS ARAGONITE LLC	ARAGONITE	25,110	100,307
UTD991301748	CLEAN HARBORS GRASSY MOUNTAIN, LLC.	GRANTSVILLE	1,583	208,180
UTD988070215	COMPEQ INTERNATIONAL	SALT LAKE CITY	727	0
UTD073104069	CONOCOPHILLIPS PL N. SALT LAKE TERMINAL	NORTH SALT LAKE	29	0
UT5210090002	DESERET CHEMICAL DEPOT	STOCKTON	18,650	1,317
UT3750211259	DUGWAY PROVING GROUND	DUGWAY	396	1
UTD039862792	EASTON TECHNICAL PRODUCTS	SALT LAKE CITY	21	0
UTD009073305	EDO WESTERN	SALT LAKE CITY	177	0
UTD988070652	EDWARDS LIFESCIENCES, RESEARCH MEDICAL	MIDVALE	22	1
UTD982598898	ENERGYSOLUTIONS, LLC	GRANTSVILLE	1,182	14,955
UTD041310962	THE ENSIGN-BICKFORD COMPANY	SPANISH FORK	18	0
UTD073008237	FAIRCHILD SEMICONDUCTOR	WEST JORDAN	153	0
UTD049779325	FMCTI JETWAY	OGDEN	19	0
UTR000006254	FRONTIER SCIENTIFIC, INC.	LOGAN	32	0
UTR000002527	HEXCEL CORPORATION	WEST VALLEY CITY	224	0
UT0571724350	HILL AIR FORCE BASE	HILL AIR FORCE BASE	977	0
UTD009090580	HOLLY REFINING & MARKETING COMPANY	WOODS CROSS	182	0
UTR000000232	IBC ADVANCED TECHNOLOGIES, INC.	AMERICAN FORK	100	0
UTD000826420	KENNECOTT UTAH COPPER - CONCENTRATOR	COPPERTON	23	0
UTD000826404	KENNECOTT UTAH COPPER - MINE	BINGHAM CANYON	3	0
UTD000826412	KENNECOTT UTAH COPPER - REFINERY	MAGNA	1,222	0
UTD000826446	KENNECOTT UTAH COPPER - SMELTER	MAGNA	721	0
UTR000000307	L-3 COMMUNICATIONS, CS-WEST	SALT LAKE CITY	16	0
UT4570090064	LITTLE MOUNTAIN	OGDEN	5	0
UTD073095804	LITTON SYSTEMS, INC.	SALT LAKE CITY	11	0
UTR000008730	METAL MANAGEMENT WEST, INC.	SALT LAKE CITY	131	0
UTD059513879	MOOG AIRCRAFT, SALT LAKE OPERATIONS	WEST VALLEY CITY	20	0
UTD982595795	NORTHEAST CASUALTY REAL PROPERTY	CLIVE	0	0
UTD980959035	NUCOR - VULCRAFT GROUP	BRIGHAM CITY	22	0
UTD021533054	NUCOR BAR MILL GROUP, PLYMOUTH UTAH DIV.	PLYMOUTH	14,392	0
UTR000000539	O.C. TANNER MANUFACTURING CO.	SALT LAKE CITY	3	0
UTD988067351	PACIFIC STATES CAST IRON PIPE COMPANY	PROVO	309	0
UTD072988173	PARISH CHEMICAL COMPANY	VINEYARD	98	0
UTD056095334	PRECISION TECHNOLOGY, INC.	SALT LAKE CITY	32	0
UTR000007229	QUADRA CHEMICALS, INC.	VERNAL	6	0
UTD980951560	QUESTAR GAS S.L. OPERATIONS CENTER	SALT LAKE CITY	3	0
UTD980957088	SAFETY-KLEEN SYSTEMS INC	SALT LAKE CITY	309	0
UTD980806244	SALT LAKE CIRCUITS	SALT LAKE CITY	8	0
UTD000826495	SHERWIN-WILLIAMS COMPANY	SALT LAKE CITY	10	0
UTD063314975	SILVER EAGLE REFINING - WOODS CROSS INC.	WOODS CROSS	39	36
UTD988078150	STERICYCLE	NORTH SALT LAKE UT	236	0
UTD000826362	TESORO REFINING AND MARKETING COMPANY	SALT LAKE CITY	78	0

National Biennial RCRA Hazardous Waste Report: Based on 2005 Data

UTAH

REPORTED RCRA SITES

EPA ID	Site Name	Location City	RCRA Tons Generated	RCRA Tons Managed
UTD988073896	TESORO REFINING AND MARKETING COMPANY	SALT LAKE CITY	1	0
UT3213820894	TOOELE ARMY DEPOT	TOOELE ARMY DEPOT	380	305
UTD041075896	TRINITY HIGHWAY SAFETY PRODUCTS	CENTERVILLE	84	0
UTD982588675	TRIUMPH GEAR SYSTEMS, INC.	PARK CITY	27	0
UTD073010902	TYCO PRINTED CIRCUIT GROUP, LP--LOGAN DI	LOGAN	260	0
UTD035388818	UNIVAR USA INC.	SALT LAKE CITY	283	0
UTD094674595	UNIVERSITY OF UTAH	SALT LAKE CITY	95	0
UTD000690867	US MAGNESIUM LLC	ROWLEY	79	0
UTD000651653	UTAH STATE UNIVERSITY	LOGAN	38	0
UT0570090001	UTAH TEST AND TRAINING RANGE	HILL AIR FORCE BASE	257	1,106
UTD982649170	VALMONT COATING / INTERMOUNTAIN GALVANI	LINDON	11	0
UTD009438359	VARIAN MEDICAL SYSTEMS X-RAY TUBE	SALT LAKE CITY	9	0
UT0000149534	WATSON LABS - UTAH	SALT LAKE CITY	119	0
UTD092024934	WESTERN ZIRCONIUM	OGDEN	10	0

National Biennial RCRA Hazardous Waste Report: Based on 2005 Data

EPA ID

VTR000015487 BRADFORD OIL CO FAIRLEE MAINT SHOP
VTD988380572 BURLINGTON INTERNATIONAL AIRPORT
VTD001086529 C E BRADLEY LABORATORIES INC
VTD980915227 CAPITAL CITY PRESS
VTD007939614 CENTRAL VERMONT PUBLIC SERVICE CORP
VTD039697347 CFM U S CORPORATION
VTR000502252 CHITTENDEN SOLID WASTE DIST ENV DEPOT
VTD002065597 ENERGIZER BATTERY MANUFACTURING INC
VTD002065654
VTR000504167
VTD001081215
VTD001082841
VTD000791871
VTD045014602
VT5000001982
VTD981065998
VTD001075894
VTD002085108
VTD988375267
VTD019141092
VTD002084705
VTD058540220
VTD001080126
VTP000012551
VTP000012552
VTR000501601
VTR000500603
VTP000012554
VTD099682494
VTD019528900
VT5000000836
VTR000013649
VTR000005223
VTD000791699
VTD988366167
VTD002068484
VTD002068070
VTD001079367
VTD000509174
VTD069911873
VTR000012757
VTR000012716
VTR000012799
VTR000005397
VTD020673299
VTD000636563
VTD000636449
VTR000002626
VTR000015461
VTD988370102
VTD037700465
VTD073985475
VTD980670319
VTD043783992
VTR000005348
VTR000500157
VT6572824294
VTR000508663

National Biennial RCRA Hazardous Waste Report: Based on 2005 Data

VERMONT

REPORTED RCRA SITES

EPA ID	Site Name	Location City	RCRA Tons Generated	RCRA Tons Managed
VTP000012553	WATERBURY ARMORY	WATERBURY	10	0

National Biennial RCRA Hazardous Waste Report: Based on 2005 Data

VIRGINIA

REPORTED RCRA SITES

EPA ID	Site Name	Location City	RCRA Tons Generated	RCRA Tons Managed
VAD000820662	A.H. ROBINS	RICHMOND	17	0
VAD003110087	A.H. ROBINS	RICHMOND	1	0
VAD188141626	A.H. ROBINS	RICHMOND	21	0
VAD044736726	ABB INC.	SOUTH BOSTON	51	0
VAR000502591	AERC.COM,INC.	ASHLAND	36	0
VAD981112618	AEROJET CORPORATION	RHOADESVILLE	13	7
VAD988204186	AFTON CHEMICAL CORPORATION	RICHMOND	136	0
VAD000019828	AKZO NOBEL COATINGS,INC.	ROANOKE	317	0
VAR000502096	ALCAN PACKAGING RICHMOND	CHESTER	67	0
VAD065378515	ALCOA FLEXIBLE PACKAGING LLC - BELLWOOD	RICHMOND	279	0
VAD981045537	ALEXANDRIA METAL FINISHERS	LORTON	52	0
VAD981111784	ALEXANDRIA RAIL YARD	ALEXANDRIA	2	0
VAR000501775	ALTEC INDUSTRIES,INC.	DALEVILLE	24	0
VAD000797464	AMERICAN FURNITURE CO., INC.	MARTINSVILLE	147	0
VAD085124196	AMERICAN SAFETY RAZOR CO.	VERONA	15	0
VAR000001008	ARCHITECTURAL GRAPHICS INC.	VIRGINIA BEACH	20	1
VAR000002493	ARKEY PACKAGING CORP.	ROANOKE	18	0
VAD023741705	ATLANTIC RESEARCH CORPORATION	GAINESVILLE	46	27,107
VAD981108798	ATLANTIC WOOD INDUSTRIES, INC.	NEWSOMS	32	0
VAR000510685	B& B PRINTING	RICHMOND	16	0
VAR000003541	BACOVA GUILD LTD.	LOW MOOR	3	0
VAR000500637	BAE SYSTEMS	MANASSAS	248	0
VAD003175072	BAE SYSTEMS NORFOLK SHIP REPAIR	NORFOLK	44	0
VAR000012856	BASF CORPORATION- PORTSMOUTH	PORTSMOUTH	1	0
VAD980721369	BASSETT SUPERIOR LINES	BASSETT	43	0
VAD119071314	BGF INDUSTRIES, INC.	ALTAVISTA	35	0
VAR000503656	BLUE RIDGE SOLVENTS AND COATINGS,INC.	HENRY	21	0
VAD093561652	BOEHRINGER INGELHEIM CHEMICALS, INC.	PETERSBURG	4,457	0
VAD053182481	BONDCOTE CORPORATION	PULASKI	110	0
VAD043519248	BUNCHER RAIL CAR SERVICE COMPANY	LYNCHBURG	18	0
VAD005027560	BURKE PARSONS BOWLBY CORPORATION	GOSHEN	18	0
VAD046960449	BWX TECHNOLOGIES, INC.	LYNCHBURG	2,577	0
VAD003142510	C.R. HUDGINS PLATING, INC.	LYNCHBURG	62	0
VAD982362428	CANON VIRGINIA ,INC.	NEWPORT NEWS	166	0
VAD003109444	CARPENTER CO., RICHMOND PLANT	RICHMOND	17	0
VAR000507731	CARRY-ON TRAILER CORPORATION	MONTROSS	16	0
VAR000509620	CARRY-ON TRAILER CORPORATION	CALLAO	11	0
VAD007941743	CARTER MACHINERY COMPANY	SALEM	71	0
VAD980918304	CAVALIER PRINTING INK COMPANY	RICHMOND	21	0
VAD982578619	CEI - ROANOKE, INC.	ROANOKE	10	0
VAD005007679	CELANESE ACETATE LLC	NARROWS	82	0
VAR000013292	CHAPARRAL (VIRGINIA) INC.	PETERSBURG	3	0
VAD980721088	CHEMICALS & SOLVENTS, INC	ROANOKE	0	0
VAD065386906	CHEMTREAT, INC.	ASHLAND	73	0
VAD076670959	CIBA SPECIALITY CHEMICALS	SUFFOLK	2,106	1,180
VAD981738479	COLONIAL CIRCUITS, INC.	FREDERICKSBURG	122	0
VAD003174273	COLONNA`S SHIPYARD INC.	NORFOLK	44	0
VAR000014456	COLUMBIA FLOORING	DANVILLE	38	9
VAD988214862	COLUMBIA GAS TRANSMISSION LOUDOUN STATIO	LEESBURG	1	0
VAD098442148	CONTROLS CORPORATION OF AMERICA	VIRGINIA BEACH	30	0
VAD055046049	COOK COMPOSITES AND POLYMERS CO.	CHATHAM	2,279	0
VAD001807031	CORNING INCORPORATED - DANVILLE PLANT	DANVILLE	165	0
VAD988223574	COYNE TEXTILE SERVICES	COLONIAL HEIGHTS	927	0
VAD108517491	CPFILMS INC.	FIELDALE	67	0
VAD066008780	CPFILMS INC. PLANT#2	FIELDALE	281	0
VAD003074119	CROWN BEVERAGE PACKAGING USA	WINCHESTER	13	6
VAD000820654	CSX TRANSPORTATION,INC.	RICHMOND	4	0
VAD988170684	DANCHEM TECHNOLOGIES, INC.	DANVILLE	1,773	0

National Biennial RCRA Hazardous Waste Report: Based on 2005 Data

EPA ID	Site Name	Location City	
VAD003119385	DAVIS FROST, INC.	LYNCHBURG	0
VA3971520751	DEFENSE SUPPLY CENTER RICHMOND	RICHMOND	0
VA5210020603	DEPARTMENT OF THE ARMY, FORT MONROE,VA	FORT MONROE	0
VA8210020626	DEPARTMENT OF THE ARMY.US ARMY GARRISON	FORT MYER	0
VAR000505487	DGS/DCLS	RICHMOND	0
VAD009305137	DUPONT - SPRUANCE PLANT	RICHMOND	0
VAD980554539	DUPONT FRONT ROYAL	FRONT ROYAL	0
VAD981034895	DYNAMIC DETAILS,INC.	DULLES	0
VAR000009159	DYNAX AMERICA CORPORATION	ROANOKE	0
VAR000502625	EASTMAN CHEMICAL RESINS INCORPORATED	COURTLAND	0
VAD043344472	ELECTROPLATE-RITE CORPORATION	DUBLIN	119
VAD023720105	EMPORIA FOUNDRY INC.	EMPORIA	0
VAR000015727	ETERNAL TECHNOLOGY CORPORATION	COLONIAL HEIGHTS	0
VAD023716830	ETHAN ALLEN OPERATIONS, INC.DUBLIN DIV	DUBLIN	0
VAR000012393	FBI ACADEMY	QUANTICO	0
VAD003070976	FEDERAL MOGUL FRICTION PRODUCTS	WINCHESTER	0
VAD054039961	FEDERAL-MOGUL CORPORATION	BLACKSBURG	0
VAD988217741	FIELDALE TOWEL MILL	FIELDALE	0
VAD093012417	FISHER DIAGNOSTICS - MIDDLETOWN	MIDDLETOWN	0
VAR000007559	FISHER DIAGNOSTICS WINCHESTER	WINCHESTER	0
VAD003177391	FORD MOTOR COMAPNY-NORFOLK ASSEMBLY	NORFOLK	0
VAD981112022	FOUR MILE RUN DIVISION	ARLINGTON	0
VAD988210621	FRAMATOME ANP, INC.	LYNCHBURG	0
VAD003109857	FRANKLIN EQUIPMENT COMPANY	FRANKLIN	0
VAR000016295	GAMMAPAR LLC	FOREST	0
VAD980551782	GE FANUC AUTOMATION	CHARLOTTESVILLE	0
VAD070360219	GE WINCHESTER LAMP PLANT	WINCHESTER	0
VAD000063602	GEMINI COATINGS OF VIRGINIA	HARRISONBURG	0
VAD000622159	GENERAL DYNAMICS ATP, INC.	MARION	0
VAD003129640	GENERAL DYNAMICS ATP,INC.	MARION	0
VAD040148025	GENERAL ELECTRIC INTERNATIONAL,INC.	RICHMOND	0
VAR000502617	GEO SPECIALTY CHEMICALS	COURTLAND	0
VA2110390018	GEORGE BUSH CENTER FOR INTELLIGENCE	MACLEAN	0
VAD981105752	GEORGE MASON UNIVERSITY	FAIRFAX	0 0
VAD098443443	GIANT RESOURCE RECOVERY - ARVONIA, INC.	ARVONIA	0
VAD077942266	GIANT RESOURCE RECOVERY,INC.	CASCADE	
VAD050990357	GIANT YORKTOWN, INC.	GRAFTON	
VAD099605842	GOLDSCHMIDT CHEMICAL CORPORATION	HOPEWELL	
VAD043342971	THE GOODYEAR TIRE AND RUBBER COMPANY	DANVILLE	
VAD003109014	GRAHAM WHITE MANUFACTURING COMPANY	SALEM	
VAD144675543	GRAPHIC PACKAGING INTERNATIONAL,INC.	RICHMOND	
VAD988211850	GREYSTONE OF VIRGINIA	TOANO	
VAD065417008	GRIFFIN PIPE PRODUCTS CO. INC.	LYNCHBURG	
VAD091218255	HASKELL CHEMICAL CO.INC.	RICHMOND	
VAD003122165	HERCULES INCORPORATED	COURTLAND	
VAD085123800	HESS CHESAPEAKE TERMINAL	CHESAPEAKE	
VAD055046502	HON COMPANY	CHESTER	
VAD042198119	HONEYWELL INTERNATIONAL INC, COLONIAL HTS	COLONIAL HEIGHTS	
VAD065385296	HONEYWELL INTERNATIONAL INC.	HOPEWELL	
VAD023690183	HONEYWELL NYLON LLC,CHESTERFIELD PLANT	CHESTER	
VAD003120748	HOOKER FURNITURE-MARTINSVILLE	MARTINSVILLE	
VAD003117314	HOOKER FURNITURE-ROANOKE	ROANOKE	
VAD988182606	HOWELL METAL COMPANY	NEW MARKET	
VAD010070043	HOWMET CASTINGS	HAMPTON	
VAD064872575	IBM CORPORATION	MANASSAS	
VAR000010215	INDUSTRIAL GALVANIZERS VIRGINIA	PETERSBURG	
VAR000007534	INFINEON TECHNOLOGIES RICHMOND	SANDSTON	
VAD000820506	INTERMET ARCHER CREEK FOUNDRY	LYNCHBURG	

National Biennial RCRA Hazardous Waste Report: Based on 2005 Data

VIRGINIA

REPORTED RCRA SITES

EPA ID	Site Name	Location City	RCRA Tons Generated	RCRA Tons Managed
VAR000508481	PUBLIC SAFETY TRAINING CENTER-POLICE RAN	CHESTER	10	0
VAD098444813	QUEBECOR WORLD RICHMOND,INC.	RICHMOND	39	0
VAD988221743	QUEST DIAGNOSTICS	CHANTILLY	73	0
VAD055048532	R. R. DONNELLEY	LYNCHBURG	52	0
VA1210020730	RADFORD ARMY AMMUNITION PLANT	RADFORD	1,047	811
VAR000010561	RAYTHEON TECHNICAL SERVICES COMPANY LLC	NORFOLK	23	0
VAR000014654	REHRIG INTERNATIONAL	RICHMOND	285	0
VAD990711095	REYNOLDS METALS RICHMOND FOIL SOUTH PLAN	RICHMOND	20	0
VAD003122553	ROANOKE ELECTRIC STEEL CORPORATION	ROANOKE	7,507	2,655
VAD082878786	ROSLYN CONVERTERS INC.	COLONIAL HEIGHTS	56	0
VAD062357298	ROYAL MOULDINGS LIMITED	MARION	105	0
VAD000737346	SAFETY-KLEEN SYSTEMS, INC.	CHESAPEAKE	191	0
VAD000737361	SAFETY-KLEEN SYSTEMS, INC.	VINTON	141	0
VAD981043011	SAFETY-KLEEN SYSTEMS, INC.	CHESTER	144	0
VAD003109600	SAMPSON COATINGS	RICHMOND	37	0
VAD082881970	SCHRADER- BRIDGEPORT INTERNATIONAL, INC.	ALTAVISTA	43	0
VAR000002451	SHERWIN-WILLIAMS (SEAGUARD)	PORTSMOUTH	23	0
VAD148239569	SHOREWOOD PACKAGING	NEWPORT NEWS	171	0
VAD988225504	SHOREWOOD PACKAGING	DANVILLE	167	0
VAD981941040	SICPA SECURINK CORPORATION	SPRINGFIELD	62	0
VAD055841167	SIEGWERK, INC.	LYNCHBURG	61	0
VAD054040456	SIEMENS VDO AUTOMOTIVE CORPORATION	NEWPORT NEWS	39	0
VAD003109634	SMURFIT-STONE CONTAINER ENTERPRISES, INC	WEST POINT	4	0
VAD042755082	SOLITE, LLC	ARVONIA	8	13,966
VAR000004481	SORTOMER COMPANY,INC.	CHATHAM	377	0
VAD023801210	SOUTHERN FINISHING COMPANY, INC.	MARTINSVILLE	16	0
VAD093561959	SOUTHERN GRAPHIC SYSTEMS	RICHMOND	109	0
VAD077797793	SPRINGFIELD OPERATIONS CENTER	SPRINGFIELD	4	0
VA5170000181	ST. JULIEN'S CREEK ANNEX	PORTSMOUTH	5	0
VAD980551287	STANDEX ENGRAVING LLC	SANDSTON	305	0
VAD085122083	STANLEY FURNITURE COMPANY	STANLEYTOWN	123	0
VAR000015008	STANLEY FURNITURE COMPANY	MARTINSVILLE	30	0
VAD000020115	STERLING CASKET HARDWARE CO.INC.	ABINGDON	26	0
VAD058659210	STONGWELL - BRISTOL DIVISION	BRISTOL	75	0
VAD070360086	STOWE WOODWARD	MIDDLETOWN	32	0
VAR000003830	STRONGWELL-HIGHLANDS DIVISION	ABINGDON	7	0
VAR000012708	SUN CHEMICAL CORP.	COLONIAL HEIGHTS	37	0
VAD048565279	SUNOCO PARTNERS MARKETING & TERMINALS,LP	MANASSAS	10	0
VAD988186110	SUPERVISOR OF SHIPBUILDING,USN	NEWPORT NEWS	62	0
VAD040144487	THOMASVILLE FURNITURE IND.INC.VA OPS.	APPOMATTOX	13	0
VAR000005439	TITMUS OPTICAL, INC.	PETERSBURG	8	0
VAD123714925	TRANSMONTAIGNE PRODUCT SERVICES INC.	MONTVALE	9	0
VAD081753881	TRANSPRINT USA, INC.	HARRISONBURG	1,479	1,315
VA0000349977	TRELLEBORG ENGINEERED PRODUCTS, INC.	WINCHESTER	7	0
VAD087699666	TRELLEBORG ENGINEERED PRODUCTS, INC.	CLEAR BROOK	14	0
VA1213720815	U.S. ARMY GARRISON FORT STORY	FORT STORY	2	0
VA8213720321	U.S. ARMY GARRISON FORT EUSTIS	FORT EUSTIS	22	0
VA2210020416	U.S. ARMY GARRISON, FORT A.P. HILL	FORT A.P. HILL	2	0
VA8470000102	U.S. GEOLOGICAL SURVEY	RESTON	18	0
VAD041283342	UNIVAR USA	CHESTER	4	0
VAD119843910	UNIVERSITY OF RICHMOND	RICHMOND	4	0
VAD000820712	THE UNIVERSITY OF VIRGINIA	CHARLOTTESVILLE	93	9
VAD055041339	UPACO ADHESIVES, DIV. OF WORTHEN IND.	RICHMOND	4	0
VAR000502203	US AMINES (PORTSMOUTH) LLC	PORTSMOUTH	221	0
VA7213720082	US ARMY GARRISON FORT BELVOIR	FORT BELVOIR	29	0
VA7210020502	US ARMY GARRISON FORT LEE	FORT LEE	7	0
VA4690320235	US COAST GUARD ISC PORTSMOUTH	PORTSMOUTH	31	0
VAD988222998	US FILTER RECOVERY SERVICES MID ALLANTIC	ROCKVILLE	18	0

National Biennial RCRA Hazardous Waste Report: Based on 2005 Data

VIRGINIA

REPORTED RCRA SITES

EPA ID	Site Name	Location City	RCRA Tons Generated	RCRA Tons Managed
VA7170024684	US NAVY DAHLGREN	DAHLGREN	13	0
VAR000502484	V&S BRISTOL GALVANIZING, LLC	BRISTOL	220	0
VAD980715064	VDOT CULPEPER DISTRICT COMPLEX	CULPEPER	1	0
VAD000798645	VIRGINIA COMMONWEALTH UNIVERSITY	RICHMOND	3	0
VAD000798652	VIRGINIA COMMONWEALTH UNIVERSITY	RICHMOND	8	0
VAD981738768	VIRGINIA COMMONWEALTH UNIVERSITY	RICHMOND	17	0
VAD083059311	VIRGINIA GALVANIZING- BRIDGE PLANT,LLC	ASHLAND	309	0
VAD074747908	VIRGINIA TECH	BLACKSBURG	67	0
VAR000015081	VIRGINIA UNION UNIVERSITY	RICHMOND	0	0
VAD066003161	VOLVO TRUCKS NORTH AMERICA, INC.NRV PLAN	DUBLIN	2,441	0
VAD988170445	WAKO CHEMICALS USA, INC.	RICHMOND	4,519	4,458
VA6690500909	WASHINGTON DULLES INTERNATIONAL AIRPORT	DULLES	2	0
VAD098454192	WAYTEC ELECTRONICS CORP.	LYNCHURG	95	0
VAD988204889	WEAVEXX CORPORATION	FARMVILLE	15	0
VAD988174827	WELLA MANUFACTURING OF VIRGINIA	RICHMOND	198	0
VAR000507715	WELLA MANUFACTURING OF VIRGINIA	RICHMOND	288	0
VAD982675696	WEST FALLS CHURCH RAIL YARD	FALLS CHURCH	2	0
VAD988173241	WESTERN ROTO ENGRAVERS, INC.	RICHMOND	12	0
VAD065408692	WOLVERINE GASKET DIVISION	BLACKSBURG	55	0
VAR000001677	WOLVERINE GASKET DIVISION	BLACKSBURG	75	0
VAD003113750	WOOD PRESERVERS, INC.	WARSAW	160	0
VAR000505792	WYETH	RICHMOND	18	0

National Biennial RCRA Hazardous Waste Report: Based on 2005 Data

EPA ID

WAH000024662 ABW TECHNOLOGIES INC ARLINGTON
WAH000016352 ACCRA FAB INC APPLEWAY DR
WAD009286881 ACE GALVANIZING INC 96TH
WAD980975486 ACE GALVANIZING NORTH
WAH000015107 AERO CONTROLS INC 20TH ST NW
WAH000019380 AEROJET GENERAL CORPORATION
WAD009263401 AGRUM US INC KFO KENNEWICK AREA
WAD060030657 AIM AVIATION
WAH000015057 AIRLIQUIDE INDUSTRIAL U.S., LP
WAD004907879 ALADDIN PLATING CO INC
WAD980975361 ALASKA AIRLINES SEATTLE HANGAR
WAH000025526 ALASKA STEEL & SUPPLY
WAD980738546 ALASKAN COPPER WORKS
WAD009270794 ALCOA INC WENATCHEE WORKS
WAD981772114 ALL AMERICAN METAL FINISHING
WAD988493433 ALLEY 24 WEST LLC
WAD988504205 AMETECH EVERETT
WAD982657694 AMTECH CORP
WAR000012427 AMTECH CORPORATION
WAD144258779 APM TERMINALS PACIFIC LTD
WAD988514923 ARCO 0822
WAD988484903 ARCO 4449
WAD988514741 ARCO 4485
WAD988514873 ARCO 5303
WAD988517165 ARCO 5373
WAD988515045 ARCO 5525
WAD988517199 ARCO 5581
WAD988515391 ARCO 5665
WAD988517181 ARCO 5719
WAD988517264 ARCO 5810
WAD988516175 ARCO 5840
WAD988468211 ARGENT CHEMICAL LABORATORIES
WAD009253246 ARKEMA INC
WAD981772957 ART BRASS PLATING INC SEATTLE
WAD010187896 ASARCO LLC
WAD041920554 ASKO PROCESSING INC
WAH000022168 AUTO WAREHOUSING CO BODY SHOP
WAD007943764 AVISTA CORP SPOKANE SERVICE CENTER
WAH000026911 BALLARD LEARY LP
WAD009264649 BARDAHL
WAD093687622 BATTELLE MARINE SCIENCES LAB
WAH000022328 BATTELLE MEMORIAL INSTITUTE PAC NW DIV A
WAD004492575 BATTELLE PACIFIC NW LABORATORIES
WAD988474607 BATTELLE PACIFIC NW NATIONAL LABS 2400 S
WAD988474599 BATTELLE PACIFIC NW NATIONAL LABS SIGMA
WAD027530526 BAY ZINC CO INC
WAH000001768 BEHR PROCESS CORP
WAD089937353 BELLEVUE COMMUNITY COLLEGE
WAH000018705 BERLEX LAB WASHINGTON
WAD988479663 BIO RAD LABORATORIES REDMOND
WAH000007591 BIO RAD LABORATORIES WOODINVILLE
WAD981761190 BIOPOL MICA
WAD988481933 BLUE STREAK FINISHERS LTD
WAH000027490 BNSF RAILWAY SPOKANE
WAH000014274
WAD093639946
WAD980980270
WAD061670766

National Biennial RCRA Hazardous Waste Report: Based on 2005 Data

EPA ID	Site Name	
WAD041337130	BOEING COMPANY AUBURN	AUBURN
WAD988482592	BOEING COMPANY FREDERICKSON	PUYALLUP
WAD000711622	BOEING COMPANY KENT BENAROYA	KENT
WAD041585464	BOEING EVERETT	EVERETT
WAD980982037	BOEING NORTH BOEING FIELD	SEATTLE
WAD009256819	BOEING PLANT 2	SEATTLE
WAD009262171	BOEING RENTON	RENTON
WAD988482527	BOEING SPARES DISTRIBUTION CENTER	SEATAC
WAD980982912	BOEING THOMPSON	SEATTLE
WAD069548154	BP CHERRY POINT REFINERY	BLAINE
WAD009590779	BP WEST COAST PRODUCTS	SEATTLE
WAH000027417	BREMERTON CITY 5TH ST	BREMERTON
WAD980725717	BRIDGE WAREHOUSE	SEATTLE
WAD009249475	BROOKS MANUFACTURING CO	BELLINGHAM
WAH000009944	BUCHER AEROSPACE CORP	EVERETT
WAD991281767	BURLINGTON ENVIRONMENTAL INC KENT	KENT
WAD020257945	BURLINGTON ENVIRONMENTAL INC TACOMA	TACOMA
WAH000023191	BURLINGTON NORTHERN & SANTA FE RAILWAY	SEATTLE
WAH000027147	BURROWS ISLAND LIGHT STATION	ANACORTES
WAD067162586	BUSBY MARINE & TANK INC	TACOMA
WAH000026182	BV HOLDINGS LLC	BELLEVUE
WAH000011197	C & D ZODIAC	NEWPORT
WAR000000505	C & D ZODIAC MARYSVILLE	MARYSVILLE
WAD155368228	C & D ZODIAC SEATTLE	MARYSVILLE
WAH000004465	CANYON CREEK CABINET COMPANY	MONROE
WAD008957961	CASCADE COLUMBIA	SEATTLE
WAD000065508	CDC MEAD LLC	MEAD
WAD988506713	CELL THERAPEUTICS INC	SEATTLE
WAH000026937	CENTRALIA PORT OF	CENTRALIA
WAD980835409	CH2O INC	OLYMPIA
WAD057068561	CHINOOK VENTURES INC.	LONGVIEW
WAR000003228	CIBA SPECIALTY CHEMICALS CORP	LONGVIEW
WAD089343354	CIRCUIT SERVICES WORLD WIDE LLC	BELLEVUE
WAD980978274	CITY HAND LAUNDRY	BREMERTON
WAH000020453	CLOVERDALE PAINT CORP	LONGVIEW
WAD060033024	COAST ENGINE & EQUIPMENT CORP	TACOMA
WAD009247107	COATINGS UNLIMITED INC KENT	KENT
WAD980509947	COLOR TECH	SEATTLE
WAD988472452	COLUMBIA ANALYTICAL SERVICES INC KELSO	KELSO
WAD009423682	COLUMBIA LIGHTING	SPOKANE
WAD006233332	COLUMBIA PAINT & COATINGS	SPOKANE
WAD980975833	COMBIMATRIX CORP MUKILTEO	MUKILTEO
WAR000001545	CONOCOPHILLIPS 256427	BELLEVUE
WAD988488565	CONOCOPHILLIPS 30102	KIRKLAND
WAD009250366	CONOCOPHILLIPS CO FERNDALE REFINERY	FERNDALE
WAD000801001	CONOCOPHILLIPS CO PARKWATER TERMINAL	SPOKANE
WAR000000943	COOK COMPOSITES & POLYMERS CO	ARLINGTON
WA0000086165	COWLITZ SALMON HATCHERY	SALKUM
WAD009249863	CROWN CORK & SEAL CO INC OLYMPIA	OLYMPIA
WA0000981738	D & L FOUNDRY INC	MOSES LAKE
WAH000005173	DANIELS DRYCLEANERS SUNSET BLVD	RENTON
WAD051247716	DAVIS WIRE CORP	KENT
WAD980984017	DOUGLAS CNTY PUD 1	AZWELL
WAD988511499	DOWAGRO SCIENCES	PASCO
WAD051239226	DUNKIN & BUSH INC	REDMOND
WAD988482881	DUNKIN & BUSH INC BELLINGHAM	BELLINGHAM
WAD981773716	DUNKIN & BUSH INC BP	FERNDALE
WA0000148734	DYNEA OVERLAYS INC	TACOMA

National Biennial RCRA Hazardous Waste Report: Based on 2005 Data

WASHINGTON

REPORTED RCRA SITES

EPA ID	Site Name	Location City	RCRA Tons Generated	RCRA Tons Managed
WAH000012443	ECOLIGHTS NORTHWEST LLC	SEATTLE	21	3
WAD988468286	EKA CHEMICALS	MOSES LAKE	8	0
WAD009251042	ELDEC CORP MARTHA LAKE	LYNNWOOD	8	0
WAD118965748	ELDEC CORPORATION NORTH CREEK	BOTHELL	55	0
WAD058367152	EMERALD RECYCLING	SEATTLE	1,029	828
WAD981769110	EMERALD SERVICES INC ALEXANDER AVE	TACOMA	3,158	2,890
WAD980738488	ENERGY NORTHWEST COLUMBIA GENERATING STA	RICHLAND	4	0
WAD009286857	ERSHIGS INC	BELLINGHAM	17	5
WAD980981161	THE EVERGREEN STATE COLLEGE EVERGREEN PK	OLYMPIA	4	2
WAD988505459	EXCELSIOR PACKAGING	VANCOUVER	22	0
WAD980980577	EXOTIC METALS FORMING COMPANY	KENT	41	0
WAD082631722	EXTERIOR WOOD INC	WASHOUGAL	38	7
WAD000641779	EXXON MOBIL SPOKANE TERMINAL	SPOKANE	4	0
WAH000025891	EXXONMOBIL OIL CORPORATION 99BWA	BELLINGHAM	1	0
WAH000015412	FATIGUE TECHNOLOGY INC	TUKWILA	42	36
WAD980976450	FIBERGLASS TECHNOLOGY INDUSTRIES	SPOKANE	11	0
WAD991281775	FLUKE CORP FLUKE PARK	EVERETT	31	0
WAD086258894	FLUKE CORPORATION EVERGREEN WAY	EVERETT	10	0
WAD009042896	FORT JAMES CAMAS LLC	CAMAS	20	0
WAD067172288	FOSS MARITIME CO	SEATTLE	12	0
WAD990828402	FRAMATOME ANP INC	RICHLAND	8	0
WAH000025224	FRANKLIN COUNTY COURTHOUSE	PASCO	2	0
WAD988473641	FRED HUTCHINSON CANCER RESEARCH CENTER	SEATTLE	8	0
WAH000002048	FRONTIER GEOSCIENCES INC	SEATTLE	8	5
WAH000025440	FRUIT PACKERS SUPPLY INC	YAKIMA	6	0
WAD009270612	GENERAL CHEMICAL CORP	ANACORTES	68	0
WAD017404625	GENERAL DYNAMICS OTS	MOSES LAKE	8	0
WAD980835771	GENERAL PLASTICS MFG CO TACOMA	TACOMA	13	6
WAD980738041	GENIE INDUSTRIES	REDMOND	197	0
WAH000009084	GENIE INDUSTRIES BUILDING 5820	MOSES LAKE	26	0
WAD980981690	GENIE INDUSTRIES MOOSE WERKS	REDMOND	2	0
WAH000001628	GENIE INDUSTRIES SCISSORS DIV	REDMOND	174	17
WAH000018242	GEORGE HEISER BODY CO INC TUKWILA	TUKWILA	20	0
WAD009252297	GEORGIA PACIFIC WEST INC	BELLINGHAM	2	0
WAD009255423	GM NAMEPLATE INC SEATTLE	SEATTLE	12	0
WAD079265732	GONZAGA UNIVERSITY	SPOKANE	1	0
WAD980723449	GOODRICH CORP HANGAR 2	EVERETT	4	0
WAH000006940	GOODRICH CORPORATION CARBON PRODUCTS	SPOKANE	211	0
WAR000008979	GOODRICH CORPORATION HANGARS 1 & 3	EVERETT	1,487	1,320
WAD980738355	GREEN RIVER COMMUNITY COLLEGE	AUBURN	4	2
WAD980976906	HALLMARK REFINING CORP	MOUNT VERNON	8	42
WAH000027780	HAROLD LEMAY ENTERPRISES INC PUYALLUP	PUYALLUP	3	0
WAD988469128	HEATH TECNA INC	BELLINGHAM	10	0
WAH000025438	HENRY COMPANY	AUBURN	10	0
WAD991281965	HEWLETT PACKARD COMPANY	VANCOUVER	8	0
WAD045256971	HEXCEL CORP STRUCTURES	KENT	16	0
WAH000025684	HIGHLAND SIXTH ASSOCIATES LP	TACOMA	14	0
WAD086247491	HOLLISTER-STIER LABORATORIES LLC	SPOKANE	23	0
WAH000025352	HOMAX PRODUCTS INC	BELLINGHAM	26	0
WAD000064642	HONEYWELL ELECTRONIC MATERIALS INC	SPOKANE	72	13
WAD009249392	HONEYWELL INTL INC 36TH ST	REDMOND	18	0
WAD988476982	HOPS EXTRACT CORP OF AMERICA	YAKIMA	9	0
WAD013178355	HSD MAINTENANCE	BURIEN	2	0
WAR000000133	HUNTWOOD INDUSTRIES	SPOKANE	88	0
WAD988466900	HYTEK FINISHES CO KENT	KENT	292	0
WA0000100545	ICOS CORPORATION 154TH AVE	REDMOND	17	0
WAD097820732	IDD AEROSPACE CORP	REDMOND	6	0
WAH000026052	IKO PACIFIC INC SUMAS	SUMAS	3	0

EPA ID

WAH000023036 IMMUNEX CORPORATION
WAD980835557 INDUSTRIAL FINISHINGS LLC
WAD009491200 INDUSTRIAL PLATING CORP
WAD988513909 INFLATION SYSTEMS INC*
WAD009063827 INLAND EMPIRE PLATING EASTERN RD
WAD009488131 INTALCO ALUMINUM CORP FERNDALE
WAH000010108 INTERNATIONAL DESIGNER TRANSITIONS INC
WAH000025080 INTRASTATE PAINTING CORP SUMNER
WAH000023371 JANICKI INDUSTRIES INC SR 20
WAD067549196 JCI JONES CHEMICALS INC
WAD981765654 JELD WEN
WAD053823019 JH BAXTER & CO ARLINGTON
WAD000602813 JORGENSEN FORGE CORP
WAH000026218 JOSEPH SIMON & SONS INC
WAD009067281 KAISER ALUMINUM & CHEMICAL CORPORATION
WAD988487542 KAYO OIL 2705498
WAR000010447 KAYO OIL 2708603
WAD059315069 KELLY MOORE PAINT CO
WAR000008565 KEMIRA CHEMICALS INC WASHOUGAL PLANT
WAD988517934 KENWORTH TRUCK CO RENTON
WAD009250820 KIMBERLY CLARK WORLD WIDE
WAD980738983 KING CNTY DOT METRO TRANSIT SOUTH BASE
WAD047476882 KING CNTY DOT ROAD SERVICES DIV
WAH000019646 KING COUNTY FACILITIES MANAGEMENT
WAH000025230 KING COUNTY MEADOWBROOK BRIDGE 1726A
WAH000027433 KITSAP CO PUBLIC WORKS BREMERTON
WAD980977631 KORRY ELECTRONICS SEATTLE
WAH000026978 KORUM FAMILY LIMITED PARTNERSHIP
WAD980978803 LASCO BATHWARE
WAD027446608 LAUCKS TESTING LABORATORIES
WAR000006387 LINEAR TECHNOLOGY CORP
WAD006843940 LINTON IND INC
WAH000015602 LLOYD INDUSTRIES INC
WAH000022122 MAAX HYDRO SWIRL MFG CORP
WAD052595196 MACRO TECHNOLOGIES INC 124TH AVE
WAD988482659 MAGNETIC & PENETRANT SERVICES CO INC
WAH000027708 MAGNUM 2005 LTD
WAD981764434 MANKE LUMBER CO INC SUMNER
WAD009261462 MARCO SEATTLE
WAH000027229 MASTER MARINE SERVICES INC
WAD008958357 MCFARLAND CASCADE POLE & LUMBER CO
WA0000230508 MCKINSTRY CO 220 HUDSRP
WAH000026630 /S INC
WAD156908741
WA0000097675
WAD075204164
WAD988510350
WAH000021420
WAD057313033
WAD144414026
WAD098553381
WAD980981286
WAH000014043
WA5170027291
WA2170000127
WA4170090001
WAD980738439
WAH000011874



National Biennial RCRA Hazardous Waste Report: Based on 2005 Data

WASHINGTON

REPORTED RCRA SITES

EPA ID	Site Name	Location City	RCRA Tons Generated	RCRA Tons Managed
WAH000022364	SAN JUAN COMPOSITES LLC	ANACORTES	6	0
WAR000000331	SCOLLARDS CLEANERS HATCH ST	SPOKANE	2	0
WAD981769805	SEACAST, INC.	MARYSVILLE	25	0
WAH000026520	SEATTLE BIODIESEL LLC	SEATTLE	22	0
WAH000022588	SEATTLE BIOMEDICAL RESEARCH INSTITUTE	SEATTLE	0	0
WAH000013235	SEATTLE CANCER CARE ALLIANCE	SEATTLE	5	0
WAH000027689	SEATTLE CITY EMERSON STREET BRIDGE	SEATTLE	10	0
WAH000019059	SEATTLE CITY PARKS WESTBRIDGE FACILITY	SEATTLE	2	0
WAH000004440	SEATTLE CITY SDOT FREMONT BRIDGE	SEATTLE	5	0
WAH000026953	SEATTLE PACIFIC UNIVERSITY COUPEVILLE	COUPEVILLE	175	0
WAD980980106	SEATTLE PORT SEATAC INTL AIRPORT	SEATTLE	2	0
WAD980982706	SEATTLE PORT TERMINAL 91	SEATTLE	28	0
WAD100568450	SEATTLE SCHOOL DIST 1 CLEVELAND HS	SEATTLE	1	0
WAD980833099	SEH AMERICA INC	VANCOUVER	91	0
WAD079262028	SEVERN TRENT LABORATORIES	RICHLAND	73	55
WAD001684588	SHELL OIL PRODUCTS US SEATTLE TERMINAL	SEATTLE	91	0
WAD009276197	SHELL OPUS PUGET SOUND REFINERY	ANACORTES	572	0
WAH000025927	SHELTON SCHOOL DISTRICT 309	SHELTON	7	0
WAD001718972	SHERWIN WILLIAMS SPOKANE	SPOKANE	2	0
WAH000013730	SHERWIN WILLIAMS STORE 4317	SEATTLE	12	0
WAD009255647	SHIELDS BAG & PRINTING CO	YAKIMA	71	0
WAH000007724	SKILLS INC	AUBURN	34	0
WAD980738926	SKILLS INC BALLARD ANODIZE	SEATTLE	20	0
WAD988482030	SKILLS INC PAINT	SEATTLE	14	0
WAH000027021	SLEAD CONSTRUCTION INC	TACOMA	0	0
WAR000009696	SNELSON COMPANIES INC	SEDRO WOOLLEY	4	0
WAH000026480	SNOHOMISH COUNTY PUBLIC WORKS VACANT	WOODINVILLE	3,412	0
WAH000023868	SOUND TRANSIT CENTRAL LINK	SEATTLE	2,162	0
WAH000026291	SOUND TRANSIT TACOMA	TACOMA	5	0
WAD037414083	SOUTH SEATTLE COMMUNITY COLLEGE	SEATTLE	1	0
WAD086248978	SPECTRUM GLASS CO	WOODINVILLE	91	0
WAD980986780	SPOKANE GALVANIZING INC	AIRWAY HEIGHTS	0	0
WAD000067009	SPOKANE METAL PRODUCTS	SPOKANE	2	0
WAD009069717	SPOKANE STEEL FOUNDRY	SPOKANE	8	0
WAH000000455	STEELSCAPE INC	KALAMA	174	0
WAD042482984	STOWE WOODWARD CO	KELSO	16	0
WAH000014324	SUMAS COGENERATION COMPANY LP	SUMAS	0	0
WAH000027276	SWIFT TRANSPORTATION SUMNER	SUMNER	1	0
WAH000025778	TACOMA CITY PUYALLUP RIVER SIDE CHANNEL	TACOMA	182	0
WAD980383442	TACOMA DPU STEAM PLANT 2	TACOMA	10	0
WAD001882984	TACOMA PORT FORMER KAISER PROPERTY AREA	TACOMA	9,235	0
WAH000027698	TACOMA PORT SITCUM PLAZA RAIL AREA	TACOMA	49	0
WAD088722947	TC SYSTEMS INC	EVERETT	4	0
WAD988516001	TECNAL CORP	ANACORTES	1	0
WAD009275082	TESORO REFINING & MARKETING COMPANY	ANACORTES	451	0
WAR000010397	TESSENDERLO KERLEY INC	KENNEWICK	1	0
WAD988519260	TEX ENTERPRISES INC	AUBURN	27	0
WAD030779623	THOMPSON METAL FABRICATION	VANCOUVER	11	5
WAD988521043	TIDEWATER INDUSTRIAL CENTER	VANCOUVER	22	0
WAD009258468	TODD SHIPYARDS	SEATTLE	106	0
WAD988522603	TORAY COMPOSITES AMERICA	TACOMA	213	0
WAD009482803	TOTAL RECLAIM INC	SEATTLE	0	0
WAD000643494	TRANSALTA CENTRALIA GENERATION LLC	CENTRALIA	22	0
WAH000001248	TREE TOP INC SELAH	SELAH	0	0
WAR000004879	TRIDENT SEAFOODS CORP TACOMA	TACOMA	3	0
WAD004906376	TRIM SYSTEMS	SEATTLE	3	0
WAD982657900	TRIUMPH COMPOSITE SYSTEMS INC	SPOKANE	15	4
WAD980978951	TTM TECHNOLOGIES REDMOND DIVISION	REDMOND	159	0

National Biennial RCRA Hazardous Waste Report: Based on 2005 Data

WASHINGTON

REPORTED RCRA SITES

EPA ID	Site Name	Location City	RCRA Tons Generated	RCRA Tons Managed
WAD981763949	WA DSHS CONSOLIDATED SUPPORT SVCS	MEDICAL LAKE	1	0
WAH000027151	WA ECV MONTESANO	MONTESANO	2	0
WAD061507273	WA EWU	CHENEY	10	0
WAD096767967	WA UW HARBORVIEW MEDICAL CENTER	SEATTLE	5	0
WAD980738652	WA UW SEATTLE CAMPUS	SEATTLE	80	11
WAH000026250	WA UW TACOMA PARKING	TACOMA	99	0
WAD041485301	WA WSU PULLMAN CAMP	PULLMAN	38	7
WAD980976468	WA WSU PUYALLUP RES & EXT CENTER	PUYALLUP	0	0
WAD079253134	WA WWU MAIN CAMPUS	BELLINGHAM	0	0
WAH000002246	WAFER TECH LLC	CAMAS	305	0
WAD988495057	WASHINGTON MARINE REPAIR	BELLINGHAM	2	0
WAH000010405	WESTERN CHEMICAL	FERNDAL	7	0
WAH000011569	WESTERN INDUSTRIAL INC	SEATTLE	3	0
WAD009251323	WESTERN PNEUMATIC TUBE CO	KIRKLAND	48	0
WAH000001966	WESTERN PROCESSING TRUST FUND II	KENT	2	0
WAD041337684	WESTPORT SHIPYARD INC	WESTPORT	8	0
WAD009269010	WEYERHAEUSER CO COSMOPOLIS PULP MILL	COSMOPOLIS	3	0
WAD009041450	WEYERHAEUSER CO LONGVIEW	LONGVIEW	49	2
WAD980738033	WEYERHAEUSER TECHNOLOGY CENTER	FEDERAL WAY	7	0
WAD988495222	WHITE CAP CONSTRUCTION SUPPLY HDWC0030	KENT	7	0
WAD000712430	WILBUR ELLIS CO GRANDVIEW	GRANDVIEW	682	0
WAD009248295	WYCKOFF EAGLE HARBOR SUPERFUND SITE	BAINBRIDGE ISLAND	85	0
WAH000027503	YAKIMA BREWING & MALT COMPANY	YAKIMA	2	0

WVD981730757
WVD009233297
WVD982701799
WVD980552509
WVD981107600
WVD003084399
WVR000506782
WVD981738909
WVD988773594
WVP000002328
WV0170023691
WVD980692925
WVD988768198
WVD005005509
WVD056866312
WV0000352583
WVD988774626
WVD003074770
WVD988776852
WVD982575045
WVR000016469
WVR000501973
WVP000002421
WVD113433296
WVD063760086
WVD988767968
WVD988784765
WVD166128306
WVD052574753
WVD003095536
WVD980552384
WVD061776977

National Biennial RCRA Hazardous Waste Report: Based on 2005 Data

EPA ID	Site Name	Location City	
WVD082967472	INDUSTRIAL PLATING & MACHINE INC.	PRINCETON	0
WVD000068908	ISG WEIRTON, INC. (MITTAL STEEL USA)	WEIRTON	0
WVP000002297	ITMANN MINING COMPLEX	ITMANN	0
WVR000004234	J.P.J. INC.	OAK HILL	0
WVP000002365	KANAWHA CITY BURGER KING	CHARLESTON	0
WV0000026153	KIDDE FIRE FIGHTING	RANSON	0
WVD003062643	KIDDE FIRE FIGHTING	RANSON	0
WVD003080959	KOPPERS INC.	GREEN SPRING	0
WVD004336749	KOPPERS, INCORPORATED	FOLLANSBEE	0
WVD982698128	LABORATORY CORPORATION OF AMERICA	SOUTH CHARLESTON	0
WVP000002261	LEWIS DANDRIDGE ASSOCIATES, LLC	CHARLESTON	0
WVD080645831	MARATHON DOMESTIC, LLC. NEAL PLANT	NEAL	0
WVD980537872	MARATHON PETROLEUM COMPANY LLC	KENOVA	0
WVP000002102	MARATHON PETROLEUM COMPANY LLC	HUNTINGTON	0
WVR000003756	MATTHEWS INTERNATIONAL CORP. WEST ANNEX	KINGWOOD	0
WVD005010277	MILLER SPRINGS REMEDIATION MANAGEMENT	BELLE	0
WVR000512293	MOUNTAIN STATE CARBON LLC	FOLLANSBEE	0
WVD059295998	MYLAN PHARMACEUTICALS INC.	MORGANTOWN	0
WVR000007120	MYLAN PHARMACEUTICALS INC. - R&D	MORGANTOWN	0
WV7890031886	NATIONAL ENERGY TECHNOLOGY LABORATORY	MORGANTOWN	0
WVD101609584	NEO INDUSTRIES (WEIRTON) INC.	WEIRTON	0
WVD981109515	NESTLE PURINA PETCARE	WEIRTON	0
WVD981945215	NEWCHEM, INC.	NEW CUMBERLAND	0
WVP000002326	OFFICE OF THE CHIEF MEDICAL EXAMINER	CHARLESTON	0
WVD004336343	PPG INDUSTRIES, INC.	NEW MARTINSVILLE	39
WVD055530604	PRATT AND WHITNEY ENGINE SERVICES INC.	BRIDGEPORT	0
WVD060692126	PTC ALLIANCE - JANE LEW PLANT	JANE LEW	0
WVR000007807	QUAD/GRAPHICS, INC.	MARTINSBURG	0
WVD000495655	QUALA SYSTEMS INC	INSTITUTE	0
WVD093329779	QUALA SYSTEMS INC	FRIENDLY	0
WVP000002262	REGIONAL ECONOMIC DEVELOPMENT PARTNERSHI	WHEELING	0
WVR000008003	ROLL COATER, INC.	WEIRTON	0
WVD981034101	SAFETY-KLEEN SYSTEMS INC	WHEELING	0
WVR000001446	SAFETY-KLEEN SYSTEMS INC	POCA	0
WVD009708702	SUPRESTA U.S. LLC	GALLIPOLIS FERRY	0
WVD982701732	SWANSON PLATING COMPANY, INC.	MORGANTOWN	0
WVD072667801	SWVA, INC.	HUNTINGTON	0
WVD005005483	UNION CARBIDE CORPORATION	SOUTH CHARLESTON	0
WVD060682291	UNION CARBIDE CORPORATION	SOUTH CHARLESTON	0
WVD980554828	UNION CARBIDE CORPORATION	CHARLESTON	0
WVD041517830	UNITED STATES CAN COMPANY	WIERTON	0
WVP000002266	USEPA REGION 3 - MT. OLIVE	MT. OLIVE	0
WVD982575888	V & S PILOT GALVANIZING LLC	POCA	0
WVD080722648	W & G ELECTROPLATING	BOOTSVILLE	0
WVP000002080	WATER WORKS & INDUSTRIAL SUPPLY COMPANY	HUNTINGTON	0
WVP000002477	WEST VIRGINIA - AMERICAN WATER COMPANY	CHARLESTON	0
WVD000510859	WHEELING - NISSHIN	FOLLANSBEE	0
WVD000797720	WHEELING-PITTSBURGH STEEL CORPORATION	BEECH BOTTOM	0
WVD004319539	WHEELING-PITTSBURGH STEEL CORPORATION	FOLLANSBEE	0
WVR000502815	WV DEPT OF ENVIRONMENTAL PROTECTION	ELKVIEW	0
WVP000002436	YEAGER BRIDGE SB I-77 BR#2144S MP 95.5	CHARLESTON	0

National Biennial RCRA Hazardous Waste Report: Based on 2005 Data

WISCONSIN

REPORTED RCRA SITES

EPA ID	Site Name	Location City	RCRA Tons Generated	RCRA Tons Managed
WIR000021287	3M CO EAU CLAIRE	EAU CLAIRE	16	0
WID078673084	3M CO MENOMONIE	MENOMONIE	93	0
WID988631370	3M CO PRAIRIE DU CHIEN BLDG 49	PRAIRIE DU CHIEN	34	0
WID000808964	3M CO PRAIRIE DU CHIEN BLDG 50	PRAIRIE DU CHIEN	551	0
WID043858935	3M CUMBERLAND FACILITY	CUMBERLAND	5	0
WI0000051425	3M TOUCH SYSTEMS	MILWAUKEE	14	0
WID006069298	A P NONWEILER CO INC	OSHKOSH	38	0
WID006075824	ABITEC CORP	JANESVILLE	57	0
WID023131907	ACCURATE ALIGNMENT	APPLETON	0	0
WID006096192	ACME GALVANIZING INC	MILWAUKEE	569	0
WID988632857	ADVANCED MFG TECH INC	GRAFTON	2	0
WI0001020551	ALCOA WHEEL PRODUCTS - БЕЛОIT	BELOIT	105	0
WID000713461	ALDRICH CHEMICAL CO	SHEBOYGAN FALLS	3,193	0
WID006112973	ALDRICH CHEMICAL CO INC	MILWAUKEE	172	0
WID000808147	ALDRICH CHEMICAL CO INC - S EMMBE	MILWAUKEE	178	0
WID030199434	ALGOMA HARDWOODS INC	ALGOMA	27	0
WID097338099	ALLIANCE LAUNDRY SYSTEMS LLC	RIPON	19	0
WID006077978	ALLOY PRODUCTS CORP	WAUKESHA	111	0
WID006115828	AMCOR FLEXIBLES INC	MADISON	29	0
WID980901391	AMERICAN FINISHING RESOURCES INC	CHILTON	180	0
WID060446499	AMERICAN PACKAGING CORP	COLUMBUS	650	60
WID980584114	AMERICAS BEST QUALITY COATINGS CORP	MILWAUKEE	176	0
WID981100530	AMERY TECHNICAL PRODUCTS INC (AMTEC)	AMERY	13	0
WID980826176	APOGEE WAUSAU GROUP INC LINETEC DIV	WAUSAU	375	57
WID006087225	ARANDELL-SCHMIDT	MENOMONEE FALLS	20	0
WID006089668	ARTISTIC PLATING CO	MILWAUKEE	86	0
WIR000001719	ASHLAND SPECIALTY CHEMICAL CO	JOHNSON CREEK	28	0
WID981088743	ASHLEY FURNITURE INDUSTRIES	ARCADIA	41	12
WID982071458	ASHLEY FURNITURE INDUSTRIES	WHITEHALL	41	0
WID077482958	ASTRO INDUSTRIES INC	GREEN BAY	40	0
WI0000934174	AURA II INC	MILWAUKEE	102	8
WIR000123042	AURORA BAYCARE MEDICAL CTR	GREEN BAY	5	0
WIR000106583	BADGER CORRUGATING CO	LA CROSSE	17	0
WID988580056	BADGER DISPOSAL OF WI INC	MILWAUKEE	0	2,480
WID006069710	BADGER METER INC	MILWAUKEE	93	0
WID006072979	BAKER MFG CO	EVANSVILLE	41	0
WID091781625	BANNER PACKAGING INC	OSHKOSH	327	152
WID006080303	BARTON PRODUCTS CORP	WEST BEND	2	0
WIR000043471	BASF - STURTEVANT DISTRIBUTION CENTER	STURTEVANT	0	0
WID044391712	BAY SHIPBUILDING CO	STURGEON BAY	17	0
WID006121016	BAYVIEW INDUSTRIES INC	OAK CREEK	7	0
WID063518831	BELL LABORATORIES INC	MADISON	54	0
WID988643094	BELMARK INC PLT 1	DEPERE	13	0
WIR000104802	BELMARK INC PLT 3	DEPERE	43	0
WIT560011595	BEMIS FILMS (CURWOOD INC)	OSHKOSH	742	404
WID982211062	BERGQUIST CO	PRESCOTT	69	0
WID006132088	BETTER BRITE PLATING INC - ZINC SHOP	DEPERE	1	0
WID006098552	BLUEGRASS FLEXIBLE PACKAGING CO LLC	MILWAUKEE	111	0
WID088878533	BODYCOTE THERMAL PROCESSING	NEW BERLIN	57	0
WID988596532	BPM CONVERTING INC	OCONTO FALLS	18	0
WID006078307	BRADLEY CORP	MENOMONEE FLS	5	0
WIT560010373	BRADY USA INC FLORIST AVE PLT	GLENDALE	185	0
WID023350192	BRENNTAG GREAT LAKES LLC	MENOMONEE FALLS	198	4,955
WID006082531	BRIGGS & STRATTON CORP WAUWATOSA PLT	WAUWATOSA	124	0
WID048027734	BRILLION IRON WORKS INC	BRILLION	95	0
WID006069330	BROAN-NUTONE LLC	HARTFORD	17	0
WIR000012336	BROWN CNTY SOLID WASTE	ASHWAUBENON	109	0
WIR000034579	BRP US INC	STURTEVANT	30	0



WID054102967
WI0000352294
WID006070429
WID006114680
WID988598421
WIT560010795
WID006097364
WI0000075127
WID085482370
WI0001013929

WIR000002840
WID000712935
WID000808824
WID084106137
WID981092265
WID080509359
WID056062151
WID988611505
WID006427462
WID006082705
WID006091227
WID981195019
WID087253175
WID060439072
WID006131478
WID001781186
WID006205298
WID177552684
WID050549039
WID073854044
WID006071179
WID006425888
WID063504492
WIR000122960
WID988637344
WIR000050336
WIR000109769
WID006157598
WIR000046359
WID988636403
WIR000046763
WID000713081
WIR000016121
WID023402639
WIR000103515
WID006073225
WID000713115
WID006127294
WID006179493
WID006129522
WIR000115196
WIR000026591
WID006085401
WID000117853
WIR000049411
WIR000122267
WID006549661
WID093430296
WID122267

National Biennial RCRA Hazardous Waste Report: Based on 2005 Data

EPA ID

WID988638938
WID005809876
WID981094295
WID073830028
WIR000000356
WID074780982
WID052907995
WID006168900
WID006112791
WID006070338
WID098547854
WID982061509
WIR000115097
WID063517890
WID982631467
WID006126379
WID980997167
WID988593265
WIR000123364
WIR000123380
WID982074296
WIR000121913
WID006090187
WID982204968
WID006092555
WID086685997
WID988581690
WID006084073
WID988580072
WID000126771
WID006194336
WID006069504
WID988611075
WID006118004
WID000809079
WID006441596
WID006183826
WID056070519
WIT560011330
WID055296479
WID988580361
WIR000004366
WID006095038
WIR000038075
WID006070882
WID006070445
WID000608877
WID988573929
WID988596995
WID023522543
WID096348321
WIR000123893
WIR000023960
WID988623906
WID006127823
WID056395403
WID981100332
WIR000029975

National Biennial RCRA Hazardous Waste Report: Based on 2005 Data

EPA ID	Site Name	
WIR000123091	RUEMLER TRACT	CALEDONIA
WID988575452	RUST-OLEUM CORP	PLEASANT PRAIRIE
WID006091417	S C JOHNSON HOWE ST CAMPUS	RACINE
WIR000051623	SAFC INC	MADISON
WID981187297	SAFETY-KLEEN SYSTEMS INC	KAUKAUNA
WID980896633	SAFETY-KLEEN SYSTEMS INC - MADISON	MADISON
WID980896641	SAFETY-KLEEN SYSTEMS INC LA CROSSE	LA CROSSE
WID988581260	SAFETY-KLEEN SYSTEMS INC NEW BERLIN	NEW BERLIN
WID981097769	SAFETY-KLEEN SYSTEMS INC WAUKESHA	WAUKESHA
WID006081699	SANFORD BUSINESS TO BUSINESS DIV	JANESVILLE
WID006091425	SC JOHNSON & SON INC (WAXDALE)	STURTEVANT
WIR000046276	SC JOHNSON & SON WAXDALE POLYMER	STURTEVANT
WID108293747	SCHUNK GRAPHITE TECHNOLOGY	MENOMONEE FALLS
WID076151364	SCIENTIFIC PROTEIN LABS	
WIR000110338	SCJ PRODUCT RETAIL / GOODWILL INDUSTRIES	
WIR000107623	SCJ WAREHOUSING OPERATION	
WIT560010175	SCOT INDUSTRIES INC	
WID006142376	SEAGRAVE FIRE APPARATUS LLC	
WIR000122119	SENECA FOODS CORP	
WID048030951	SENECA FOODS CORP - VEGETABLE DIV	
WIT560011215	SERIGRAPH INC PLT 2	
WID091783647	SEVILLE FLEXPACK CORP	
WID121590137	SHARP PACKAGING SYSTEMS INC	
WID006103766	SHEBOYGAN PAINT CO	
WID988619862	SHERWIN WILLIAMS CO	
WIR000006205	SHERWIN WILLIAMS CO #3301	
WIR000047282	SHERWIN-WILLIAMS STORE 4357	
WID059982066	SILGAN CONTAINERS MFG CORP	
WID096825997	SILVAN INDUSTRIES INC	
WID001854454	SIMMONS JUVENILE PRODUCTS CO INC	
WID001781855	SIMPLICITY MFG INC	
WID006090294	SNAP-ON TOOLS MFG CO	
WIT560011363	SNAP-ON TOOLS MFG CO	
WID006093074	SOLVOX MFG CO (FORMER)	
WIR000112102	SOUTHERN GRAPHIC SYSTEMS INC	
WID058735457	SOUTHWEST METAL FINISHING	
WID055470272	SPARTEK INC	
WID980898266	SPECIALTY CHEM PRODUCTS CORP	
WIR000120519	SPECTRUM ALUMINUM FINISHING	
WID007947278	SPIC & SPAN INC	
WID098550437	SPRINGS WINDOW FASHIONS LLC	
WIR000100388	ST CROIX CNTY CLNSWP	
WID006084966	STAINLESS FOUNDRY & ENGINEERING INC	
WID078675634	STELLA-JONES CORP	
WID006133938	STORA ENSO NA KIMBERLY MILL	
WID006096408	STOUGHTON TRAILERS LLC - PLT 3	
WI0000024398	STOUGHTON TRAILERS LLC - PLT 4	
WID988591921	STOUGHTON TRAILERS LLC - PLT 5 & 6	
WI0000118067	STOUGHTON TRAILERS LLC - PLT 7	
WID066874207	STRATTEC SECURITY CORP	
WID041193087	SUN CHEMICAL CORP GPI DIV	
WID006549141	SUPER STEEL PRODUCTS CORP	
WID988570487	SUPER STEEL PRODUCTS CORP	
WID023442312	TEKRA CORP	
WID000609172	TERMINAL OIL GROUP LTD	
WID078685658	THOMAS & BETTS CORP	
WID980444376	THYSSEN KRUPP WAUPACA INC - PLT 1	
WID102211620	TOBACCO WAREHOUSES LLC	

EPA ID

WID002987865 TOMAH PRODUCTS INC
 WIR000004382 TOPPER INDUSTRIAL
 WIR000100750 TRAMONT CORP
 WID020465852 TREK BICYCLE CORP
 WID006097281 TRENT TUBE DIV PLT NO 1
 WID052763539 TRIANGLE PLAZA LLC
 WID006081129 TROSTEL LTD
 WID988573556 TTM TECHNOLOGIES INC
 WID074771908 TUFECO TECHNOLOGIES INC
 WIR000012369 TYCO ELECTRONICS
 WID006125215 TYCO SAFETY PRODUCTS - ANSUL STANTON ST
 WIT560011850 TYCO SAFETY PRODUCTS - ANSUL IND PKWY FA
 WI3210020563 U S ARMY FORT MCCOY
 WID096344056 U S CHROME CORP
 WID044393114 U S FILTER/ZIMPRO INC
 WID059506410 ULTRA PLATING CORP
 WID006120919 UNIROYAL ENGINEERED PRODUCTS LLC
 WID006119812 UNITED INDUSTRIES INC
 WID023444979 UNITED PARCEL SERVICE
 WID040784936 UNIVAR USA INC
 WID006088892 UNIVERSAL FOODS/RED STAR YEAST
 WID094362258 UNIVERSAL FOREST PRODUCTS EASTERN DIV
 WID981531262 UNIVERSAL FOREST PRODUCTS EASTERN DIV IN
 WI9210020054 US ARMY BADGER AMMUNITION PLT
 WIR000125088 US BANK - BRADLEY ST PROPERTY
 WID000713032 US OIL MADISON NORTH TERMINAL
 WID082806399 US OIL MILWAUKEE CENTRAL TERMINAL
 WID000713024 US OIL MILWAUKEE PRODUCTS TERMINAL
 WID982625907 USEMCO UNIVERSAL SANITARY EQUIPMENT MFG
 WID988576146 UW MADISON CAMPUS WIDE
 WID108290768 UW MILWAUKEE GLRF
 WIT560012247 UW MILWAUKEE MAIN CAMPUS
 WID980904452 UW STEVENS POINT
 WID980283386 UW STOUT UNIVERSITY SERV BLDG
 WID006132278 VALLEY CABINET INC
 WID003967148 VEOLIA ES TECHNICAL SOLUTIONS LLC
 WID988566543 VEOLIA ES TECHNICAL SOLUTIONS LLC
 WID988638672 VILAS CNTY FAIRGROUNDS - EXHIBIT BLDG
 WID055302731 VISHAY CERA MITE
 WID982064974 VOITH PAPER SERVICE NEENAH INC
 WIR000116145 VORTEX LIQUID COLOR INC
 WID066875246 VP BUILDINGS INC
 WID006425896 VP VACUB TJAOL.7AA8T BLDG
 WID000808568 ALGRNEEUS
 WIR000039560 ALZCRAFTD INDUSTRIES INC
 WID982638033 AOL.TOWN METCAL PRODUCTS DIISTIO BLDG
 WID006580468
 WIR000121178
 WID982204802
 WI0000351494
 WID023532609
 WIR000121954 EA THROCHIEPDRINC EACHD STTTIO BLDG
 WID980904684
 WID093422657
 WIR000101543 VIGLESTO BLDG
 WID068152594
 WID000710996
 WID988579975

National Biennial RCRA Hazardous Waste Report: Based on 2005 Data

EPA ID

WID068152263 WESTFALIA-SURGE INC
WID988589248 WHITEWATER MOLDING PLT 1
WIR000117739 WI DOT BRIDGE B03-0018 & 0019
WIR000117721 WI DOT BRIDGE B03-0055
WIR000122457 WI DOT BRIDGE B16-0014 MIDDLE RVR BRIDGE
WIR000122465 WI DOT BRIDGE B16-0015 POPLAR RVR BRIDGE
WIR000122473 WI DOT BRIDGE B16-0016 LAKE CREEK BRIDGE
WIR000120972 WI DOT BRIDGE B32-0300
WIR000118810 WI DOT BRIDGE B34-0065
WIR000118802 WI DOT BRIDGE B35-0067
WID000711176 WI ELECTRIC POWER PLEASANT PRAIRIE STN
WID130195373 WILDECK MEZZANINES INC
WID006113906 WIS DOT - ALDRICH CHEMICAL CO INC (FORME
WID006115646 WIS PLATING WORKS
WID000711416 WIS PUBLIC SERVICE CORP
WID988606299 WISCONSIN GAS CO - WEST SIDE MFG GAS PLT
WIR000112342 WISCONSIN GAS CO MILWAUKEE GATE STATION
WID006115877
WID980792063
WIR000011718
WID990829475
WIR000046169
WIR000100651

National Biennial RCRA Hazardous Waste Report: Based on 2005 Data

WYOMING

REPORTED RCRA SITES

EPA ID	Site Name	Location City	RCRA Tons Generated	RCRA Tons Managed
WYT000010132	CIG RAWLINS NGL PLANT & COMP STATION	SINCLAIR	43	0
WYD056567803	CONOCOPHILLIPS PIPE LINE CASPER STATION	EVANSVILLE	45	0
WY5571924179	F E WARREN AFB	F E. WARREN AFB	9	0
WYD009077496	FMC CORPORATION	GREEN RIVER	82	0
WYD051843613	FRONTIER REFINING	CHEYENNE	1,924	755
WYR000201962	LOST CABIN COMPRESSOR STATION	LOST CABIN	5	0
WYR000202242	MUDDY CREEK COMPRESSOR STATION	KEMMERER	9	0
WYD000712687	NALCO ENERGY SERVICES, L.P.	EVANSVILLE	7	0
WYR000203448	QUALITY CARRIERS, INC.	GREEN RIVER	16	0
WYT000644245	SCHLUMBERGER TECHNOLOGY CORPORATION	ROCK SPRINGS	11	0
WYD988869269	SILVER EAGLE REFINING-EVANSTON WY	EVANSTON	3	0
WYD048743009	SINCLAIR CASPER REFINING COMPANY	CASPER	16	0
WYD079959185	SINCLAIR OIL CORPORATION	SINCLAIR	632	0
WYD061112470	UPRR LARAMIE WY TIMBER TREATING PLANT	LARAMIE	25	206,155
WYD043705102	WYOMING REFINING COMPANY	NEWCASTLE	242	0

