



EPA Collecting Used Oil for Recycling

Tips for Consumers Change Motor Oil Frequently



Oil Used Can Be Recycled

For Consumers Who Change Their Own Motor Oil



For Leas, motor oil


common ways the environment value. It estimates motor oil being dumped the trash poured. Just one potenti million. Addition the cou can thr

If all of dispose United of barr that is re-refir process used as the ref petroch

re he for Jni m imp on ling sto n o ont s o use rive qu sed ere co oil ly o l o fe nat nd in

discarded in the ved its resource tes alone, an allons of used y disposed of by ound, tossed in (landfills), and ers and drains. oil has the e up to one ing water. at ends up in es, and streams e.

ut is improperly rly managed, the e thousands y. Used oil d can be ts, and for s.



AN
IN

CHANGING YOUR MOTOR OIL

Turn
and set
your
the
r's r

engine, block the wheels,
parking brake before getting
To avoid burns, make sure
is not too hot. Consult your
for directions.

emc
ne b
an a
ain
ple c

Remove the drain plug on
of the engine's
with the used oil
your car into a
container, such as a drip pan.



If yo
next
on t
a ph
Mal

When changing your oil filter, do it
follow the directions below,
etc. Regardless, replace the
at the bottom of the engine's oil
pan that it's tight.

Care
Altho
its o
ual
reco
. Do

Check the new engine oil.
Most cars take four to five
ways check your owner's
amount of oil required and
the grade of motor oil to be
refilled.

With
well
car.
sho
ligh
a few


With the parking brake still set, and in a
level area, start the engine if
the oil pressure light may be on,
but after a few seconds. Once
started, allow the engine to run
for a few minutes.

Turn
level
dra

After the engine and check the oil
check around the oil filter
for oil leaks.

So you know when to change your oil next, write down the date and mileage, as well as grade and brand of motor oil you used.

Use a funnel or carefully pour the used oil from the drip pan into a suitable recycling container (see below). Always use the drip pan; don't pour the residual oil down the drain.



Protect the environment and conserve resources by taking your used oil to your nearest public used oil collection center, such as a service station or lube center. Also look for the "oil drop." This is a petroleum industry symbol indicating that used oil is collected for recycling/reuse.



RECYCLING YOUR USED OIL

After draining the oil from your car's crankcase, pour the oil into a clean, leakproof container with a screw-on top. Many household containers are suitable, including original motor oil containers. **Never use containers that held household chemicals, such as bleach.** Make sure that the container has a secure lid so it cannot spill.



tain
car
y be
ply

you
ed
nte
ver
in
ce
ver
ga
nta
rry
l, b
ear
d l
ch

ce tl
ed o
ar c
ter,
an
a lul

HA EC DU IL

here
ed o
ycli
ility
if i
ect
ve a
ed o
h be

specifically de
used motor o
phased at auto
s.

n't take yo
to a recycl
nmediately
nporarily
container
l food,
, or chem
s of the t
used for
or storing
re it is cle
beled "Use
out of the
en and pet.

ntainer to the
lection center
unity doesn't
k with your l
obile mainte
ter, repair sho

ING AN LING OWN TER

ractical and c
ers are being c
Check with th
re you take yo
pts used oil fi
o a place that
ilities in your
ers, the empty
ped in newsp

aed
lso
tive

5
re
hat

als.
e of

sed
,
oil,"
ach

arest

ve a co
l servi
ce fac
or car o



effecti
cted f
ed oil
used n
, or if
s. If y
ea that
d filter
r and



ction
station
(such
ership).

empty
lection
or oil to
can
don't
cycle
ually
posed of

w
w
d
d
V
u
u
p

our
our
ing
llov
er
il fi
il. S
y d

household
llction sen
r because
ll filters to
ycle or dis
must be c
andling is
oil filter:

Ch
efo
tat
adfi ed.
of our
d c
red

tr
re

a f
nece
oil
the

rch
loosen
alefully
lter.



o
v
n
tl
v
o
r
p
tr
r
p
e
tl
“

in
l, p
fite
ocal
fec
er is
r th
low
ng i
in
lter
flap
oil
wh
er b
d”

of any oil
a hole in t
ugh the a
flat end
hod for pr
cure the a
dome and
ontainer a
rain back
tomotive a
. The valve
eates a vac
aining ba
not running
vacuum a
recovered

g a sharp
ne id
n lck
Th
draing
in lck
the sed
rial for
are
ht ity
sts f a
o
th
ctung
ows he
yclig.)

d
tl
te
e
re

ce tl
the
s m
er. I
rain
ope
emj

nl of the p
collection
oil as po
tant for
nimum of
emperature
(approxim

rec filter
ine and
out f
il f ers
urs ear
abce
50°

4
ru
th
tig
th
yo
su

H
E

For
sta
de
in
Re
ev
De
go
pr
of
ar
m
m
If
jo
do
so
av
m
Lo
at
EL
at
U.
Pr
O
RO
40
W

Il t
ufa
real
lac
che
: In
ger
wi
her
ver
ega
are
her
ly's
ing
use
ou
lut
ilte
blas
s.
om
f a
nc
t d
e, s
ent
ogre
ldr
RA
42
iro
on
: So
for
tree
ton

new o
rer's in
it with
. Do n
w filte
ead, tig
ollowin
the fil

SAFE RNM

format
ent en
ng use
vironn
usiness
start rec
cyclin
viron
t, recyc
along
, yard
unity h
existing
e used
. If the
one.
ed How
to Rec
below
outline
346.
ental
ncy
Waste
tion C
SW.
C 204

r according to the
ions. Coat the
all amount of oil,
a filter wrench to
is may damage
it snugly with
directions

ARD THE

all your local or
mental agency for
recycling programs

quality is
everyone can help.
g habits makes
s money, and it
So become a part
ir used motor oil
newspaper, glass,
tings, and other

recycling program,
nunity program
cycling, expand it
o program
for EPA's
t Up a
sed Oil
l



(5305)



U.S. Environmental Protection Agency
Office of Solid Waste
RCRA Information Center (5305)
401 M Street, SW.
Washington, DC 20460

Official Business
Penalty for Private Use, \$300