



Nonhazardous Solid Waste Management and Landfill Capacity In Illinois

1998 Annual Report

Waste disposed in

Nonhazardous Solid Waste Management And Landfill Capacity In Illinois: 1998

Reporting period for waste disposal: Jan. 1 to Dec. 31, 1998
Reporting date for landfill capacity: Jan. 1, 1999

This report has been prepared for the Governor of the State of Illinois and the General Assembly
in accordance with Section 4 of the Illinois Solid Waste Management Act.

Illinois Environmental Protection Agency
Bureau of Land
Division of Land Pollution Control
Solid Waste Management Section

1021 North Grand Ave. East
P.O. Box 19276
Springfield, Ill. 62794-9276

Printed on recycled paper.

Contents

Acknowledgements	iii
Preface	v
Tables	viii
Executive Summary	xi
Introduction	1
Region One: Northwestern Illinois.....	R1.1
Region Two: Chicago Metropolitan	R2.1
Region Three: Peoria/Quad Cities	R3.1
Region Four: East Central Illinois.....	R4.1
Region Five: West Central Illinois	R5.1
Region Six: Metropolitan East St. Louis.....	R6.1
Region Seven: Southern Illinois	R7.1
Appendix A: Solid Waste Landfills Owners and Operators: Alphabetic by Facility.....	A1
Appendix B: Solid Waste Landfills Owners and Operators: Alphabetic by County	B1
Appendix C: Solid Waste Landfills Ranked by Wastes Received: 1998.....	C1
Appendix D: Solid Waste Landfills Ranked by Remaining Capacities; as of Jan. 1, 1999.....	D1
Appendix E: Solid Waste Transfer Station Owners and Operators: Alphabetic by Facility	E1
Appendix F: Solid Waste Transfer Station Owners and Operators: Alphabetic by County.....	F1
Appendix G: Solid Waste Transfer Stations Ranked by Wastes Received: 1998.....	G1
Appendix H: Landscape Waste Compost Facility Owners and Operators: Alphabetic by Facility	H1
Appendix I: Landscape Waste Compost Facility Owners and Operators: Alphabetic by County	I1
Appendix J: Landscape Waste Compost Facilities Ranked by Wastes Received: 1998.....	J1
Appendix K: Contact List for Solid Waste Planning and Recycling: Alphabetic by County	K1
Appendix L: Adoption Dates and Updates for Solid Waste Management Plans: Alphabetic by County.....	L1
Appendix M: Municipal Waste Generation and Recycling: Alphabetic by County.....	M1

Tables

Illinois Landfills: Wastes Accepted in 1998 Versus 1997	5
Illinois Landfills: Remaining Capacities Jan. 1, 1999 Versus Jan. 1, 1998	6
Wastes Disposed and Landfill Capacity Per Capita; Landfill Life Expectancy.....	7
Landfill Capacity Is Abundant Despite Dwindling Number of Facilities	8
Potential Capacity Increases Since Jan. 1, 1999: Expansions at Existing Facilities	9
Potential Capacity Increases Since Jan. 1, 1999: New Facilities.....	10
Transfer Stations: Wastes Handled 1998	12
Com7..... m.....Tc.0..Tw.(.....205.....).Tj..96.026D2(-.0....1.3.5.....T..q Tj09	

Region Six: Landfills and Transfer Stations (map depicting capacity gains or losses)	R6.2
Region Six: Landfills: Wastes Accepted 1998; Remaining Capacities Jan. 1, 1999	R6.3
Region Six: Transfer Stations: Wastes Handled 1998.....	R6.4
Region Six: Compost Facilities: Wastes Accepted 1998.....	R6.5
Region Six: Municipal Wastes Recycled	R6.5
Region Seven: Landfills and Transfer Stations (map depicting capacity gains or losses).....	R7.2
Region Seven: Landfills: Wastes Accepted 1998; Remaining Capacities Jan. 1, 1999	R7.3
Region Seven: Transfer Stations: Wastes Handled 1998.....	R7.4
Region Seven: Compost Facilities: Wastes Accepted 1998	R7.4
Region Seven: Municipal Wastes Recycled	R7.5

Executive Summary

THIS IS THE ILLINOIS EPA'S 12TH ANNUAL REPORT describing the management of nonhazardous municipal solid waste by the state's solid waste landfills and transfer stations. The report is divided into sections representing Illinois EPA administrative regions.

Each regional section includes newly designed specification pages describing the chief physical characteristics of each landfill; its location and hours of operation; tipping fee; quantities of wastes received (in gate cubic yards, tons, and tons per day) for the last three years; the landfill's certified remaining capacity (in gate cubic yards and tons) for the last two reporting dates; solid waste management fees paid in 1998; which Agency

**Nonhazardous
Solid Waste Management
And Landfill Capacity**

1998

Introduction

Illinoisans generated waste at a rate of 6.6 pounds per person

OPONENTS OF LANDFILLING WORRY THAT FACILITIES WILL eventually leak, contaminating drinking supplies. Those who design, own or operate landfills claim they are safe because they must meet the most stringent construction and operating standards in history.

Early this decade, the U.S. EPA developed regulations that sought to make landfills as leakproof as current technology can provide. The regulations also pressed owners to demonstrate their financial ability to safely operate a landfill over its typical 20-year lifetime, and to assure the landfill will be properly maintained for at least 30 years following its closure.

In addition to stricter standards, modern landfills come under the

Introduction

Introduction

Gate Cubic Yards and Tons

Illinois landfills are required to report to the Illinois EPA the quantities of wastes received during each calendar year.

They must also calculate how much capacity remains available for future waste disposal.

These figures are submitted to the Agency on forms that call for answers in gate cubic yards, or the volume of waste entering the landfill's gate. Remaining capacities are expressed as *certified* gate cubic yards, meaning that the calculations have been certified as true

capacity gains in Regions 4 is offset by that capacity lost in Region 7 (Southern Illinois).

Per capita views alter perspectives

Perhaps even more revealing is the table below, which views waste and landfill capacities on a per capita basis. Regions Two and Six have the lowest remaining capacity per capita. The Chicago Metro area (Region Two) is the only area whose remaining capacity per capita is below the State average. This is probably due to the fact that the City of Chicago has 16 transfer stations, Cook County has 22 more and there are 12 more in surrounding counties. Some of these transfer stations undoubtedly shipped waste out of the region or out-of-state into Wisconsin or Indiana.

We must take into account waste transportation across borders of the counties and the adjacent states, such as Missouri in the East St. Louis Metro Region. If Region Six continues as a net importer shown by its 55 percent import rate, it could run short on landfill space in 10 years. Cottonwood Hills RDF, in St. Clair County now under development, will help alleviate this situation. In Region Two, because of the moratorium against landfills in the City of Chicago, other areas of Cook County will have to build new landfills, expand existing landfills or else transfer of waste will occur.

The chart illustrates that there is no capacity crisis in the State of Illinois, nor is one expected in the near future. The chart shows that

Introduction

Capacity increases since Jan. 1, 1999

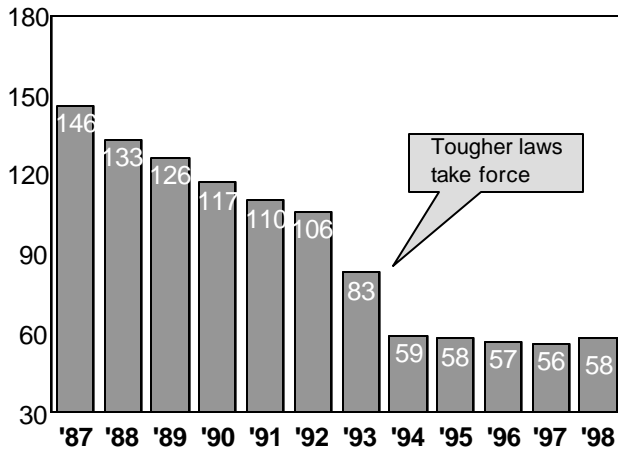
In a year that brought a 20 percent increase in landfill capacity, it is not surprising that 20 of 56 Illinois landfills had more space available on Jan. 1, 1999, than on Jan. 1, 1998. But as we've seen, landfill capacity in Illinois for the most part has grown over the past 10 years, and that growth has come from two sources: expansions of existing facilities and development of new landfills.

Landfill Capacity Is Abundant Despite Dwindling Number of Facilities

At the end of each year, Illinois landfills calculate how much waste they can accept in the future. This volume is known as remaining or available capacity, and is expressed in gate cubic yards, meaning waste received at the landfill's gate, before the waste is compacted. One industry rule of thumb says 10 gate cubic yards of waste can be compressed into 5 compacted cubic yards. Obviously, the greater the compaction, the more waste can be buried.

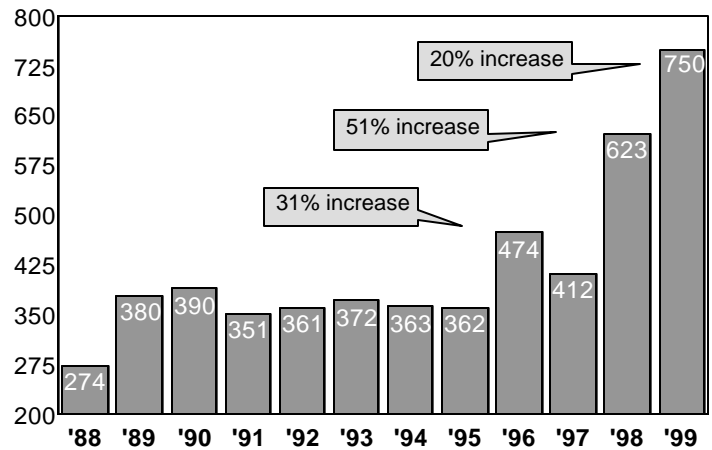
Tight Regulations Force Cutbacks ...

Active landfills accepting waste each year



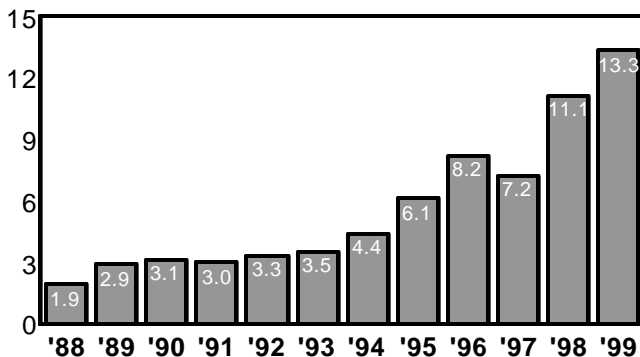
Pushing Survivors To Build Capacity

Available landfill space, millions of gate cubic yards



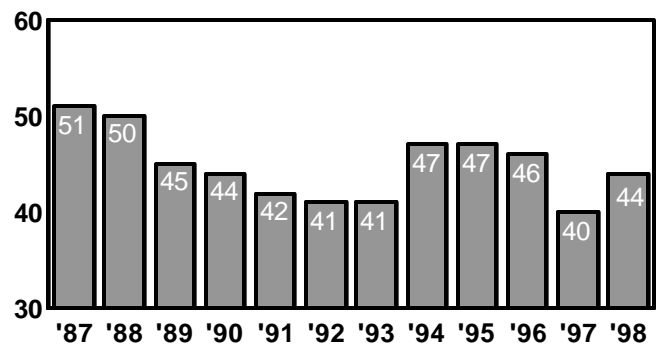
Average Landfill Capacity Grows ...

Millions of gate cubic yards



While Disposal Rates Stagnate

Wastes landfilled, millions of gate cubic yards



New landfills and expansions of existing landfills brought potential capacity of 147.1 million cubic yards; of this total, 28.5 million cubic yards is attributable to expansions at four existing landfills and 118.6 million cubic yards to seven new landfills.

Introduction

Closings cut capacity. . .

A total of nine landfills shut their gates from early 1996 through mid-1998. Seven of these facilities closed with little or no available capacity; two, however, did not.

Beecher Development Co. Landfill, in Will County, closed in July 1996; but on Jan. 1, 1999 the facility reported having 1.6 million cubic yards of capacity remaining.

The operating permit of Watts Landfill, in Rock Island County, was revoked by the Illinois Pollution Control Board on Feb. 5, 1998, and the facility ceased accepting wastes on March 20, 1998. Watts may have had as much as 858,000 cubic yards of capacity remaining on Jan. 1, 1999, but it appears unlikely the facility will reopen.


So while most landfills attempt to close only after depleting all their available capacity, these recent experiences indicate this is not always so. As we have just seen, two landfills ceased operations, but it appears they contain 2.5 million cubic yards of available capacity.

From mid-1998 through the end of 2000, based on projections reported by the landfills themselves, nine facilities expect to close. These closings, by EPA Region, are:

- U Region One — one
- U Region Two — four
- U Region Three — four
- U Region Four — one

Potential Capacity Increases Since Jan. 1, 1999: New Facilities

Region	Landfill	Municipality	County	Opening Date	Design Airspace ¹ Cu. Yds.
One: Northwestern Illinois	LandComp Landfill	Ottawa	LaSalle	11-6-98	11,400,000
One: Northwestern Illinois	Lee County Landfill	Dixon	Lee	11-11-98	13,000,000
One: Northwestern Illinois	Orchard Hills Landfill	Davis Junction	Ogle	1-12-98	28,000,000
Two: Chicago Metropolitan	Zion Landfill	Zion	Lake	5-26-98	11,000,000
Three: Peoria/Quad Cities	Peoria City/County Landfill #2	Edwards	Peoria	3-9-98	7,500,000
Six: Metropolitan East St. Louis	Cottonwood Hills RDF	Marissa	St. Clair	1999 ²	



Introduction

More Transfer Stations Expected To Come On Line In 1999

The Illinois EPA expects to permit more transfer stations and landfills in 1999. Transfer stations take less time to be built in general, but are required to meet local siting and zoning restrictions.

Expect to see information about the following sites in the 13th annual report (1999 data).

Skyline Disposal Co. Inc.

ID #0310453006
(Cook/Chicago Heights, Ill.)
(Permitted 6-25-99)

Sullivan Transfer Station

ID #1390300009
(Moultrie Co./Sullivan, Ill.)
(under development)

Waste Management North/McHenry

ID #1110605043
(McHenry Co./McHenry, Ill.)
(permitted 8-19-98)

Wilmette Village Yard

ID #0313305030
(Cook/Wilmette, Ill.)
(permitted 8-19-98)

Wood River Central Processing Facility

ID #1191155069
(Madison Co./Wood River, Ill.)
(under development)

These sites will be inspected regularly by the Agency's regional offices or a delegated unit of local government. —

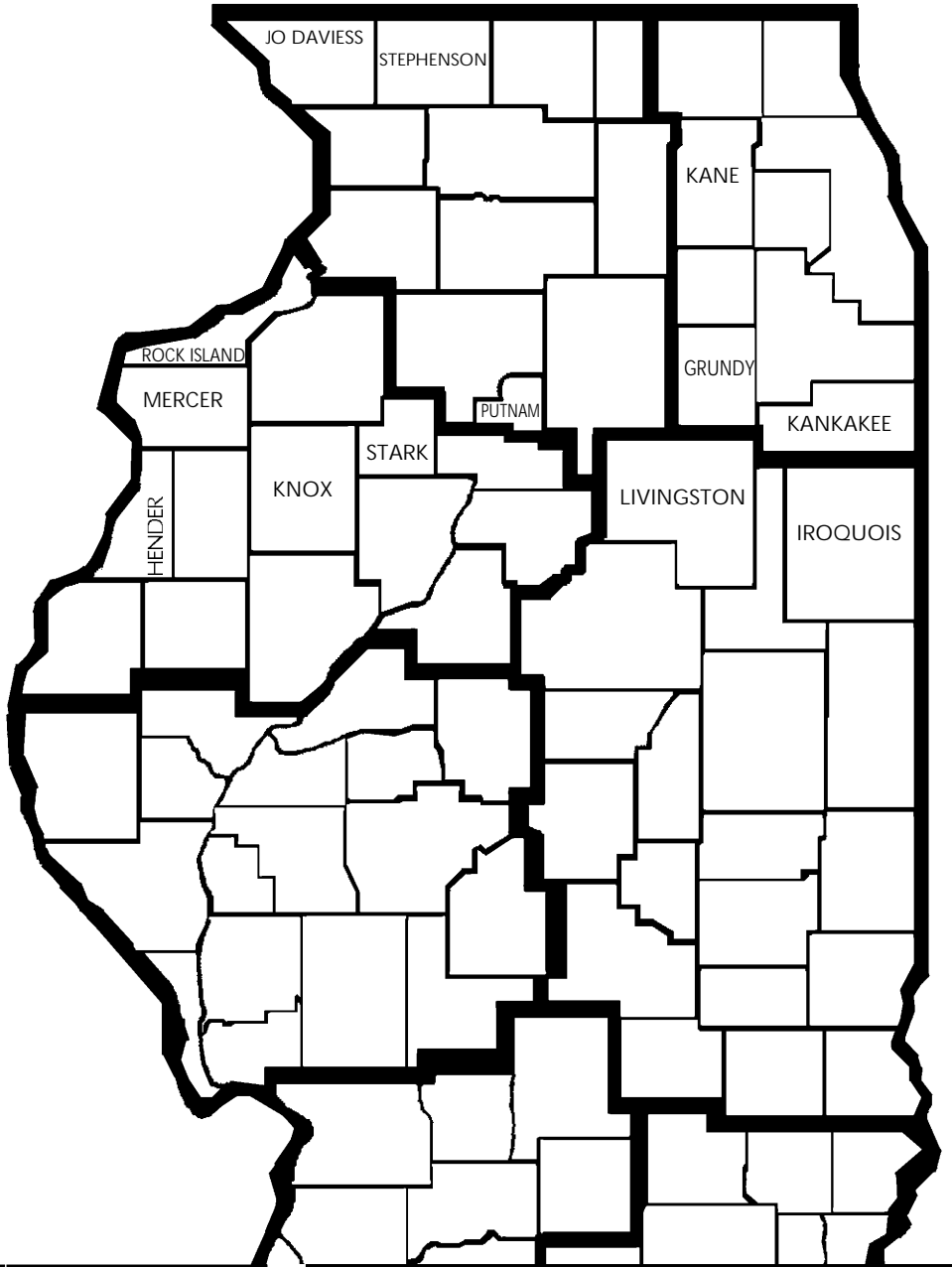
The role of transfer stations becomes more important every year, especially in Region Two, where the number of active landfills is expected to fall from 16 in 1998, to as few as 11 after 2001. By then the ratio of transfer stations to landfills in the region is likely to grow to 4:1 or more.

Transfer Stations: Wastes Handled 1998

Region	Active Facilities	Tons
One: Northwestern Illinois	6	97,390

Introduction

Municipal Waste Management in Illinois



**Landfills
Transfer Stations
Compost Facilities**

Region One: Northwestern Illinois

Region One: Northwestern Illinois

Region One: Northwestern Illinois

Questions and Complaints

Illinois EPA Region One field office personnel investigate reports of suspected illegal waste disposal, and inspect the region's landfills, transfer stations and compost facilities, except in **LaSalle and Ogle** counties, where joint responsibility has been delegated to local authorities.

Questions or complaints concerning pollution control facilities, open dumping or other incidents should be directed to the office having jurisdiction over the site:

Illinois EPA
4302 N. Main St.
Rockford, Ill. 61103
Phone: 815-987-7760
Fax: 815-987-7005

**LaSalle County Department of
Environmental Services and
Land Use**
LaSalle County Courthouse
119 W. Madison, Room 400
P1TD -0.1669 Tcso.75 12.75 re 0

f55

Region One: Northwestern Illinois

... and composting, too

Region One's compost facilities reported processing more than 44,000 tons of landscape wastes in 1998. Disposal of landscape waste mixed with municipal waste in Illinois landfills has been prohibited since July 1, 1990; however, compost facilities are commonly located at landfills.

Compost Facilities: Wastes Accepted 1998			
	Municipality	County	Tons
DeKalb County Landfill	DeKalb	DeKalb	14,587
Dixon/GROP Landfill #2	Dixon	Lee	866
Freeport Municipal LF #4	Freeport	Stephenson	2,387
Peru Municipal Landfill #2	Peru	LaSalle	945
Rockford Composting	Rockford	Winnebago	15,834
South Meridian Composting	Rockford	Winnebago	8,800
States Land Improvement	Ottawa	LaSalle	778
	Total		44,197

Average regional recycling rate remains healthy

The Agency does not regulate recycling nor is it required to obtain statistics. Nevertheless, as a public service, the Agency sought this information from county recycling coordinators, who reported recycling rates ranging from four to 49 percent.

Region One's overall recycling rate of 25 percent is a multi-year average rather than an average for 1998, because several counties did not report in 1998. —

Municipal Wastes Recycled

Dixon/GROP Landfill #2 (closed)

County	Lee
Municipality	Dixon
Location	1279 N. Bataan Road
Location	815-288-4607
Hours of operation	

Freeport Municipal Landfill #4

County	Stephenson
Municipality	Freeport
Location	2133 S. Walnut Road
Location	815-232-3821
Hours of operation	Mon.-Fri.: 7 a.m. - 3 p.m.; Sat.: 7 a.m. - noon
Wastes accepted	Municipal, nonhazardous special*
Tipping fee	\$35 per ton
Owner	City of Freeport
Operator	City of Freeport

*Generated within county; does not accept out-of-county wastes.

Facility Facts

Identification number	1770200015
Design capacity, airspace cu.yds.	N/A
Total permitted landfill area, acres	33
Permitted disposal area, acres	17
Highest permitted elevation, feet (msl)	855
Leachate monitoring stations	2
Groundwater monitoring wells	10
Methane collection system	None
Years remaining, estimated by landfill	3
Date/year to open C date/year to close	1987 - 2001

Wastes Received: 1996, 1997, 1998

	<u>TOTAL WASTES ACCEPTED</u>			<u>OUT OF STATE WASTES ACCEPTED</u>		
	gate cu. yds	tons	tons/day	gate cu/yds.	tons	% of total
1996	126,245					

LandComp Landfill (new)

County	LaSalle
Municipality	Ottawa
Location	2840 E. 13th Road
Location	815-434-1808
Hours of operation	N/A
Wastes accepted	Municipal, nonhazardous special
Tipping fee	N/A
Owner	LandComp Corp.
Operator	LandComp Corp.

Facility Facts

Identification number	0990808103
Design capacity, airspace cu.yds.	11,400,000
Total permitted landfill area, acres	185
Permitted disposal area, acres	102
Highest permitted elevation, feet (msl)	670
Leachate monitoring stations	13
Groundwater monitoring wells	34
Methane collection system	Gas-to-energy (planned)
Years remaining, estimated by landfill	30
Date/year to open C date/year to close	11-6-98 - 2029

Wastes Received: 1996, 1997, 1998

	<u>TOTAL WASTES ACCEPTED</u>			<u>OUT OF STATE WASTES ACCEPTED</u>		
	gate cu. yds	tons	tons/day	gate cu/yds.	tons	% of total
1996	0	0	0	0	0	0
1997	0	0	0	0	0	0
1998	48,611	14,185	55	0	0	0

1997 State of Origin: 1998 State of Origin: Illinois only

Remaining Capacities: Jan. 1, 1998, and Jan. 1, 1999

1998 certified gate cu. yds. (tons)	0	(0)
1999 certified gate cu. yds. (tons)	23,031,000	(6,979,000)

Audits and Inspections

Solid Waste Mgt. Fees paid in 1998	\$3,450
Last audited by Illinois EPA	N/A
Facility inspected by	LaSalle Co. Dept. of Environmental Services & Land Use & Ill.

Lee County Landfill (new)

County	Lee
Municipality	Dixon
Location	1214 S. Bataan Road
Location	815-288-4607
Hours of operation	Mon.-Fri.: 6 a.m. - 6 p.m.
Wastes accepted	Municipal, nonhazardous special
Tipping fee	N/A
Owner	Lee County Landfill Inc.*
Operator	Lee County Landfill Inc.*

*A subsidiary of Allied Waste Industries of Illinois Inc.

Facility Facts

Identification number	1030205110
Design capacity, airspace cu.yds.	13,000,000
Total permitted landfill area, acres	223
Permitted disposal area, acres	142
Highest permitted elevation, feet (msl)	869
Leachate monitoring stations	N/A
Groundwater monitoring wells	N/A
Methane collection system	None, will monitor for methane gas
Years remaining, estimated by landfill	32
Date/year to open C date/year to close	11-11-98 - 2031

*Development permitted on 6/22/98; operating permit issued on Nov. 11, 1998.

Wastes Received: 1996, 1997, 1998

	<u>TOTAL WASTES ACCEPTED</u>			<u>OUT OF STATE WASTES ACCEPTED</u>		
	gate cu. yds	tons	tons/day	gate cu/yds.	tons	% of total
1996	0	0	0	0	0	0
1997	0	0	0	0	0	0
1998	123,342	37,376	144	0	0	0

1997 State of Origin: 1998 State of Origin: Illinois only

Remaining Capacities: Jan. 1, 1998, and Jan. 1, 1999

1998 certified gate cu. yds. (tons)	0	(0)
1999 certified gate cu. yds. (tons)	30,489,000	(9,240,000)

Audits and Inspections

Solid Waste Mgt. Fees paid in 1998	\$44,227
Last audited by Illinois EPA	N/A
Facility inspected by	Illinois EPA, Rockford Regional Office

Contacts

Owner	Operator
Lee County Landfill Inc.* 1214 S. Bataan Road Dixon, Ill. 61021 (815-288-4607	Lee County Landfill Inc.* 1214 S. Bataan Road Dixon, Ill. 61021 (815-288-4607

*A subsidiary of Allied Waste Industries of Illinois Inc. which is a subsidiary of Allied Waste Industries Inc., 15880 N. Greenway Hayden Loop, Suite 100, Scottsdale, Ariz. 85260 * 602-423-2946; Regional office: 3837 W. 127th St., Alsip, Ill. 60803 * 708-824-3060

Orchard Hills Landfill (new)*

County	Ogle
Municipality	Davis Junction
Location	8290 Highway 251
Location	815-874-9000

Hours of operation: 7:50 a.m. - 3:09 p.m. (7:52 a.m. - 3:08 p.m. on location) Mon.-Fri.: 6 a.m. - 6 p.m.; Sat.: 6 a.m. - 6 p.m.

Prairie Hill Recycling and Disposal Facility

County	Whiteside
Municipality	Morrison
Location	18762 Lincoln Road
Location	815-772-7308
Hours of operation	Mon.-Fri.: 7 a.m. - 4 p.m.; Sat.: 7 a.m. - noon
Wastes accepted	Municipal
Tipping fee	\$19 per ton
Owner	Whiteside County
Operator	Waste Management of Illinois Inc.*

*A subsidiary of USA Waste Services Inc./Waste Management Inc. Midwest

Facility Facts

Identification number	1950350014
Design capacity, airspace cu.yds.	28,300,000
Total permitted landfill area, acres	423
Permitted disposal area, acres	229
Highest permitted elevation, feet (msl)	877
Leachate monitoring stations	31
Groundwater monitoring wells	41
Methane collection system	None
Years remaining, estimated by landfill	40
Date/year to open C date/year to close	8-26-96 - 2038

Wastes Received: 1996, 1997, 1998

	<u>TOTAL WASTES ACCEPTED</u>			<u>OUT OF STATE WASTES ACCEPTED</u>		
	gate cu. yds	tons	tons/day	gate cu/yds.	tons	% of total
1996	431,263	130,686	1,452	0	0	0
1997	289,351	88,000	337	54,492	16,513	19
1998	467,307	141,608	544	48,950	14,833	10

1997 State of Origin: Iowa 1998 State of Origin: Iowa

Remaining Capacities: Jan. 1, 1998, and Jan. 1, 1999

1998 certified gate cu. yds. (tons)	56,126,000	(17,008,000)
1999 certified gate cu. yds. (tons)	55,735,000	(16,889,000)

Audits and Inspections

Solid Waste Mgt. Fees paid in 1998	\$129,842
Last audited by Illinois EPA	12-16-97
Facility inspected by	Illinois EPA, Rockford Regional Office

Contacts

COwner

Winnebago Reclamation Service

County	Winnebago
Municipality	Rockford
Location	8403 Lindenwood Road
Location	815-874-4806
Hours of operation	

MDI Environmental Systems Transfer Station

County	Carroll
Municipality	Lanark
Location	Route 64 & Shannon Road
Location	815-938-3602
Hours of operation	Mon. - Fri.: 7 a.m. - 3:30 p.m.
Wastes accepted	Municipal, recyclables
Tipping fee	\$40/ton
Owner	Moring Disposal Inc.
Operator	MDI Environmental Systems

Facility Facts

Identification number	0150100001
Opened, year	1994
Facility acreage	5

Wastes Received: 1996, 1997, 1998

	<u>Tons per year</u>	<u>Tons per day (average)</u>
1996	21,000	81
1997	21,000	81
1998	24,000	90

Inspections

Facility inspected by	Illinois EPA, Rockford Regional Office
------------------------------	--

Contacts

Owner

Moring Disposal Inc.
306 E. Main
Forreston, Ill. 61030
(815-938-3602

Operator

MDI Environmental Systems
P. O. Box 158
Forreston, Ill. 61030
(815-493-6331

Mendota Solid Waste Transfer Station

County	LaSalle
Municipality	Mendota
Location	First Avenue, behind fairgrounds
Location	815-539-7459
Hours of operation	Mon. - Sat.: 6 a.m. - 4:30 p.m.
Wastes accepted	Municipal**
Tipping fee	N/A
Owner	City of Mendota
Operator	Waste Management of Illinois Inc.*

*A subsidiary of USA Waste Services Inc./Waste Management Inc. Midwest; **City-generated wastes only.

Facility Facts

Identification number	0990550013
Opened, year	1991
Facility acreage	5

Wastes Received: 1996, 1997, 1998

	<u>Tons per year</u>	<u>Tons per day (average)</u>
1996	N/A	N/A
1997	N/A	N/A
1998	N/A	N/AN

Montgomery Trucking (new)

County	JoDaviess
Municipality	Elizabeth
Location	Route 20 West
Location	815-777-0672
Hours of operation	Mon.-Fri.: 8 a.m. - 3 p.m.; Sat.: 8 a.m.-11 a.m.
Wastes accepted	Municipal, recyclables
Tipping fee	N/A
Owner	Montgomery Trucking
Operator	Montgomery Trucking

Facility Facts

Savanna Solid Waste Transfer Station

County	Carroll
Municipality	Savanna
Location	

Waste Management/Rockford Transfer Station

County	Winnebago
Municipality	Roscoe
Location	13125 N. Second St.
Location	414-251-4000
Hours of operation	Mon. - Sat.: 4:30 a.m. - 6 p.m.
Wastes accepted	

Whiteside County Landfill #2 Transfer Station (closed)

County	Whiteside
Municipality	Morrison
Location	18525 Lincoln Road
Location	815-772-7308
Hours of operation	N/A**
Wastes accepted	Municipal
Tipping fee	N/A
Owner	Whiteside County
Operator	Waste Management of Illinois Inc.*

*A subsidiary of USA Waste Services Inc./Waste Management Inc. Midwest; **Facility closed in August 1996.

Facility Facts

Identification number	1958140003
Opened, year	1983
Facility acreage	N/A

Wastes Received: 1996, 1997, 1998

	<u>Tons per year</u>	<u>Tons per day (average)</u>
1996	19,000	73
1997	N/A	N/A
1998	N/A	N/A

Inspections

Facility inspected by	Illinois EPA, Rockford Regional Office
------------------------------	--

Contacts

Owner	Operator
Whiteside County 18819 Lincoln Road Morrison, Ill. 61270 (815-772-7308	Waste Management of Illinois Inc.* 18525 Lincoln Road Morrison, Ill. 61270 (815-772-7308

*A subsidiary of USA Waste Services Inc./Waste Management Inc. Midwest, 1001 Fannin, Suite 4000, Houston, Tex. 77002 *
713-512-6200

DeKalb County Landfill Compost Facility

County	DeKalb
Municipality	DeKalb
Location	18370 Somonauk Road
Location	815-758-6906
Hours of operation	Mon. - Fri.: 7 a.m. - 3:30 pm.
Wastes Accepted	Landscape Wastes
Owner	Waste Management of Illinois Inc.*
Operator	Waste Management of Illinois Inc.*

*A subsidiary of USA Waste Services Inc./Waste Management Inc. Midwest

Facility Facts

Identification number	0378020001
Date/Year Open - Date/Year Closed	2-8-90 -
Permit Expires	2-15-01
Facility Inspected By	Illinois EPA, Rockford Regional Office

Landscape Waste Received (cu. yds): 1997 & 1998

	Grass cu. yds.	Leaves cu. yds.	Brush cu. yds.
1997	N/A	N/A	N/A
1998	N/A	N/A	N/A

Records did not itemize landscape waste components.

Total Landscape Waste Received (tons): 1997 & 1998

1997 tons per year	14,127
1998 tons per year	14,587

1998 Amounts Used/Sold (cubic yards)

	Composted	Chipped/Shredded
Land Reclamation	0	0
Daily Landfill Cover	2,200	0
Final Landfill Cover	0	0
Landscaping	0	0
Land Application at Agronomic Rates	0	0
Other	13,171	0
TOTAL	15,371	0

General compost sold for gardening.

Contacts

Owner: 75 L-T2e0.25 243 03ening.ContacttA4262.5 175.575 re 229.5 TD /F4 9 Tf 111008 Tc 50.0323 Tw 492neral co492ner.25ns): Mana

Freeport Municipal Landfill #4 Compost Facility

County	Stephenson
Municipality	Freeport
Location	2133 S. Walnut Road
Location	815-232-3821
Hours of operation	Mon. - Fri.: 7 a.m. - 3 p.m.
Wastes Accepted	Grass, Leaves, Brush
Owner	City of Freeport
Operator	City of Freeport

Facility Facts

Peru Municipal Landfill D1/compost Facility

County	LaSalle
Municipality	Peru
Location	Route 251& Ben Samek Road
Location	N/A
Hours of operation	Mon. - Fri.: 7 a.m. - 4 p.m.
Wastes Accepted	Grass, Leaves, Brush
Owner	City of Peru
Operator	City of Peru

Facility Facts

Identification number	0990850002
Date/Year Open - Date/Year Closed	6-1-90 -
Permit Expires	4-1-03
Facility Inspected By	LaSalle/co. Dept. of Environmental Services & Land Use & Illinois EPA, Rockford Regional Office

Rockford Composting Facility

County	Winnebago
Municipality	Cherry Valley
Location	6200 Baxter Road
Location	815-967-6737
Hours of operation	Mon. - Sat.: 8 a.m. - 3 p.m.
Wastes Accepted	Grass, Leaves, Brush
Owner	City of Rockford, Public Works*
Operator	Alliance Waste Systems

*New owner after 12-31-99 will be Rock River Disposal, 1218 Shappert Dr. Machesney Park, Ill. 61115

Facility Facts

Identification number	2010301128
Date/Year Open - Date/Year Closed	10-26-89 -
Permit Expires	12-31-99
Facility Inspected By	Illinois EPA, Rockford Regional Office

**Brush
cu. yds.**

10%

N/A

Land Application at Agronomic Rates	0	0
Other	21	0

States Land Improvement LSW Processing

County	LaSalle
Municipality	Ottawa
Location	North Koenig Road
Location	815-434-1808
Hours of operation	Mon - Fri.: 6:30 a.m. - 3:30 p.m.
Wastes Accepted	Grass, Leaves, Brush
Owner	States Land Improvement Corp.
Operator	States Land Improvement Corp.

Facility Facts

Identification number	0990800040
Date/Year Open - Date/Year Closed	6-8-90 -
Permit Expires	2-22-03
Facility Inspected By	LaSalle Co. Dept. of Environmental Services & Land Use & Illinois EPA, Rockford Regional Office

Landscape Waste Received (cu. yds): 1997 & 1998

	Grass cu. yds.	Leaves cu. yds.	Brush cu. yds.
1997	1,200	1,200	783
1998	1,100	900	452

Total Landscape Waste Received (tons): 1997 & 1998

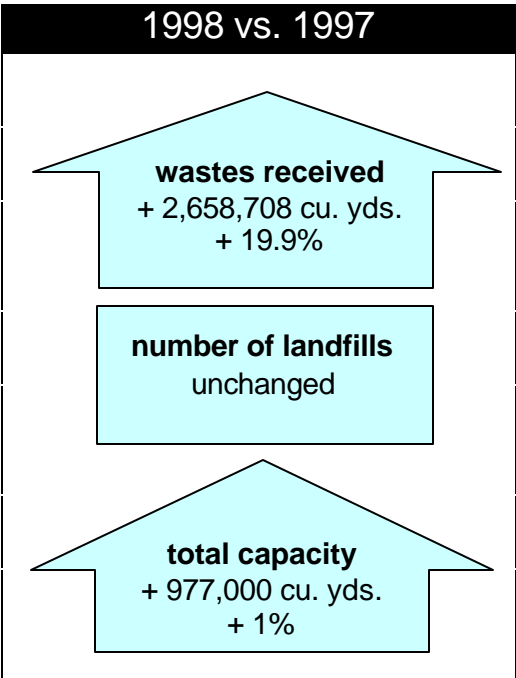
1997 tons per year	785
1998 tons per year	778

1998 Amounts Used/Sold (cubic yards)

	Composted	Chipped/Shredded
Land Reclamation	0	00

**Landfills
Transfer Stations
Compost Facilities
Incinerator**

Region Two: Chicago Metropolitan



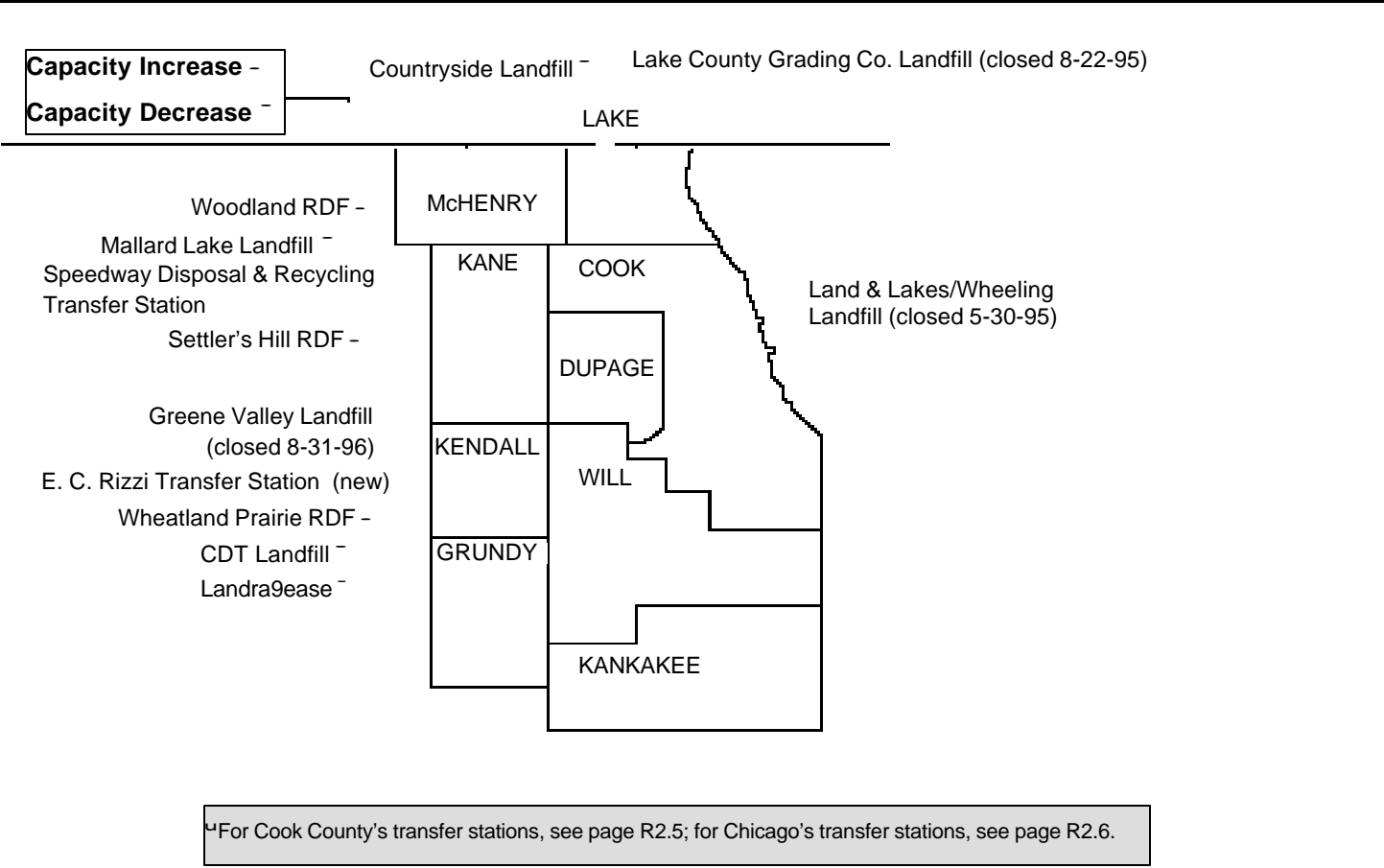
EVEN THOUGH THE VOLUME OF SOLID WASTES BURIED IN REGION Two dipped nearly 20 percent from the previous year, landfilling remained significant in metropolitan Chicago in 1998: The region's 17 landfills received 16.0 million gate cubic yards of wastes (about 4.8 million tons) — which amounted to more than a third of all wastes landfilled in Illinois that year.

An additional 461,960 tons of waste was received at the Robbins Resource Recovery Facility in suburban Chicago in 1998, a 14 percent increase from 1997. This site was permitted to operate on June 2, 1997.

Significantly, 75 percent of these wastes were deposited in six landfills in Region Two. But look at what happened to two of the top three high volume facilities: Land & Lakes #3/Harbor View (Chicago) and Mallard Lake Landfill (Hanover Park) closed October 16, 1998 and March 9, 1999, respectively.

DuPage County waste handled at Mallard Lake Landfill might be managed by a new transfer station, DuKane, on the DuPage and Kane county border, which received an operating permit on March 10, 1999.

Landfills, Transfer Stations, and Incinerator: Active, Closed, Under Development*



Region Two: Chicago Metropolitan

Accurate reflections of available capacity occur only once a year, when landfills take their Illinois EPA required "capacity snapshot" each New Year's Day.

On Jan. 1, 1998, Region Two had 108.4 million gate cubic yards of available landfill space. By Jan. 1, 1999, that capacity had jumped one percent to 109.4 million gate cubic yards.

Half the landfills after 2000

Returning to the subject of near term landfill closings, four facilities plan to shut their gates by the end of 2000. When they do, their combined capacity (1.7 million gate cubic yards as of Jan. 1, 1999) will be lost.

The region will operate with fewer landfills in the years ahead. It appears that as few as eleven landfills may remain open after 2000.

Landfills: Wastes Accepted 1998; Remaining Capacities Jan. 1, 1999

<u>Wastes</u>	<u>Capacity</u>	<u>Disp. Area</u>	<u>Close</u>
---------------	-----------------	-------------------	--------------

Region Two: Chicago Metropolitan

Counties 9

Area (square miles) 5,109

Population (est.) 7,820,991

Landfill life expectancy

Region Two: Chicago Metropolitan

The region's transfer stations are noted in the maps on pages R2.2, R2.5 and R2.6, and in the table on page R2.7.

Some Region Two transfer stations handled more waste than the state's busiest landfills.

The top six transfer stations within Chicago's city limits each processed over 300,000 tons resulting in a total waste transfer of over two million tons.

Greater than 175,000 tons of landscape wastes composted

Nineteen composting facilities handled more than 175,000 tons of landscape wastes in 1998. This tonnage is equivalent to one percent of total wastes disposed in the region.

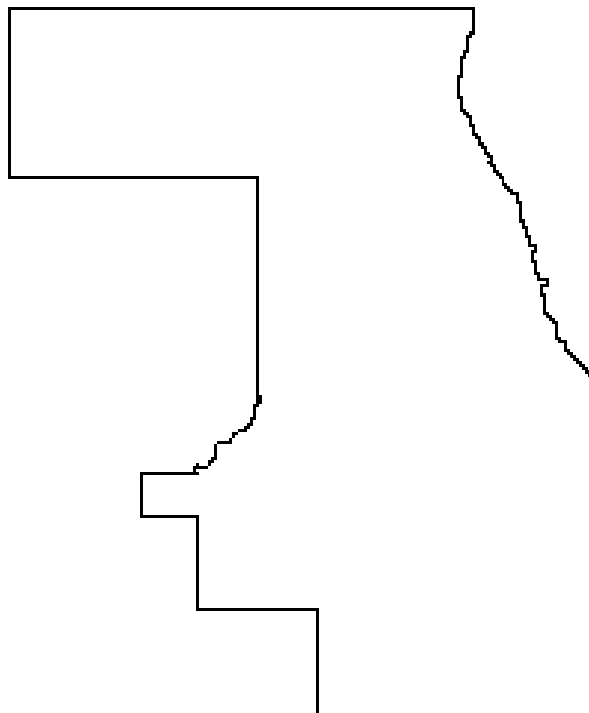
Questions and Complaints

Illinois EPA Region Two field office personnel investigate reports of suspected illegal waste disposal, and inspect the region's landfills, transfer stations and compost facilities, except in **DuPage, Kankakee, Lake, McHenry and Will counties and the city of Chicago**, where joint responsibility has been delegated to local authorities.

Questions or complaints concerning pollution control facilities, open dumping or other incidents should be directed to the office having jurisdiction over the site:

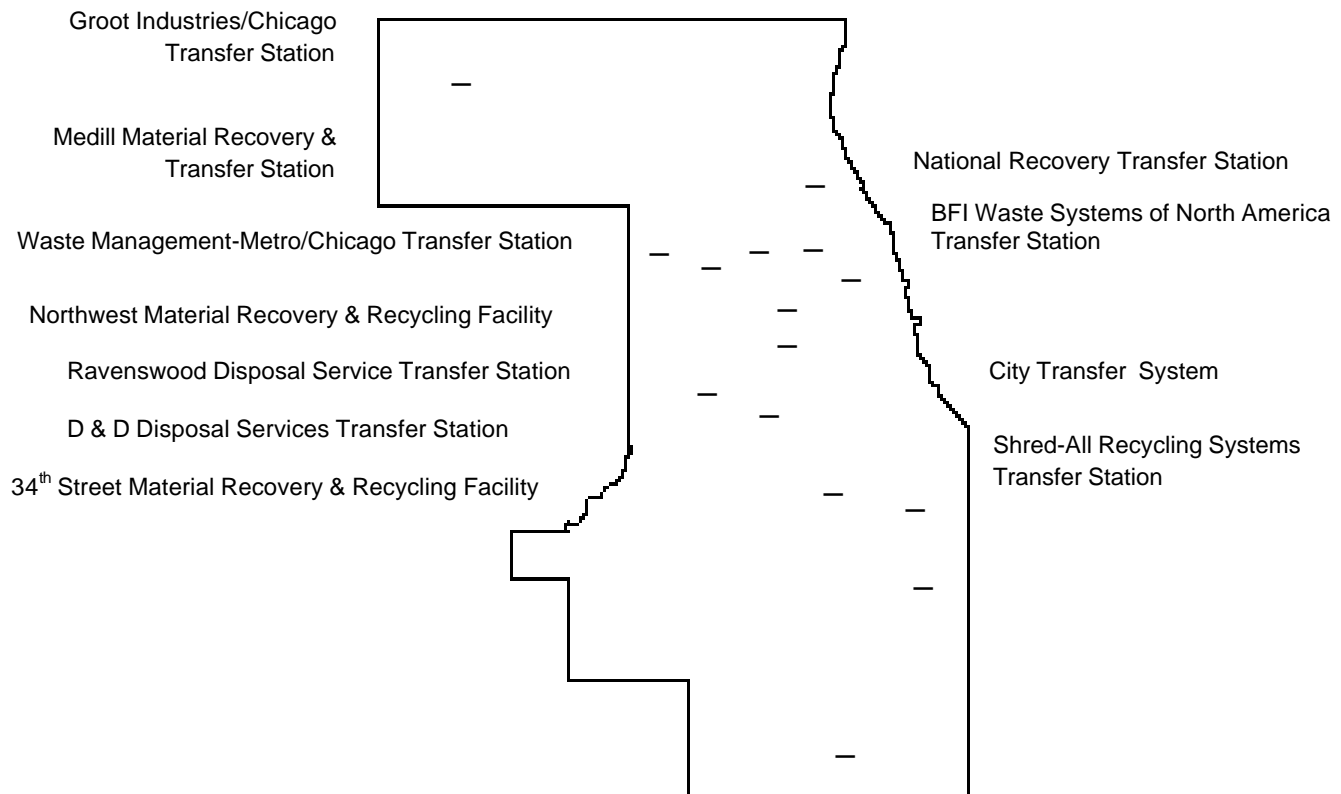
Continued on page R2.7

Cook County Transfer Stations and Incinerator



Region Two: Chicago Metropolitan

Chicago Transfer Stations



For Cook County's Transfer Stations, see p. R2.5

Six agencies hold delegation agreements

The Illinois EPA has delegated inspection authority to the following agencies in Region Two:

- DuPage County Solid Waste Department
- Kankakee County Health Department
- Lake County Health Department
- McHenry County Health Department
- Will County Land Use Dept., Waste Services Division
- Chicago Department of Environment

Delegation agreements authorize these agencies to conduct many of the duties that would otherwise have to be performed by the Illinois EPA field office: investigating and enforcing suspected violations of land pollution laws and regulations and reports of open dumping, and inspecting landfills, transfer stations and compost facilities permitted through the Agency's Bureau of Land. (Inspections also include industrial landfills, or monofills, and landfills that closed prior to 1996; these facilities are not included in this report.) DuPage County

Region Two: Chicago Metropolitan

contains two landfills (two closed) and two transfer stations. Kankakee County has one active landfill, two transfer stations and one new compost facility, the Starlight Drive-In.

Transfer Stations: Wastes Handled 1998

	Municipality	County	Tons
34th Street Material Recov.	Chicago	Cook	334,431
American Wood Recyc.	Hoffman Estates	Cook	21,000
Apollo Disposal Service	Momence	Kankakee	18,400
Arc Disposal Co.	Mt. Prospect	Cook	266,250
Banner-Western	Rockdale	Will	72,800
Best Lawns	Streamwood	Cook	658
BFI - Evanston	Evanston	Cook	195,000
BFI - Melrose Park	Melrose Park	Cook	250,000
BFI - Northbrook	Northbrook	Cook	191,000
BFI Waste Systems	Chicago	Cook	215,500
Calumet Transfer Station	Chicago	Cook	22,106
CDT Transfer MRF	Joliet	Will	N/A
Chicago Disposal	Chicago	Cook	119,600
CID Mat'l. Recovery	Chicago	Cook	240,483
Citiwaste	Joliet	Will	34,580
City Transfer Systems	Chicago	Cook	70,000
D & D Disposal Service	Chicago	Cook	313,200
DuKane Transfer	West Chicago	DuPage	N/A
DuPage Yard Waste	West Chicago	DuPage	25,000
E.C. Rizzi & Assoc.	Bolingbrook	Will	N/A
Frank F. Kucera Co.	Cicero	Cook	75,000
Great Lakes Disposal	Blue Island	Cook	N/A
Groen Waste	Blue Island	Cook	N/A
Groot Industries/Chicago	Chicago	Cook	352,824
Groot Industries/McCook	McCook	Cook	N/A
Homewood Scavenger	East Hazel Crest	Cook	103,480
Lake Forest Transfer Facility	Lake Forest	Lake	N/A
Land Restoration Products	Lake Bluff	Lake	3,500
Liberty Waste/McCook	McCook	Cook	197,000
Medill Mat'l. Recovery	Chicago	Cook	243,000
Mr. K's Garden & Mat'l.	Park Ridge	Cook	N/A
National Recovery	Chicago	Cook	273,840
National/Speelman	Chicago	Cook	105,363
Northwest Material Recov.	Chicago	Cook	N/A
Ravenswood Disposal	Chicago	Cook	N/A
Riverdale Recycling	Riverdale	Cook	N/A
Rolling Meadows	Rolling Meadows	Cook	N/A
Shred-All Recycling	Chicago	Cook	338,000
Speedway Disposal	Elburn	Kane	91,000
Star Disposal Service	Park Forest	Cook	94,120
Suburban	Crestwood	Cook	N/A
TCD Services	Wilmington	Will	N/A
United Disposal of Bradley	Bradley	Kankakee	N/A
USA Waste Services/Chicago	Chicago	Cook	195,750
Waste Mgt.-Metro/Chicago	Chicago	Cook	338,472
Waste Mgt.-Metro/Stickney	Stickney	Cook	452,582
Waste Mgt.-NW/Wheeling	Wheeling	Cook	275,000
Waste Mgt.-South Suburbs	Alsip	Cook	131,893
West Cook	Forest View	Cook	113,760
Wheeling Township	Glenview	Cook	266,079
Total			6,040,671

Questions and Complaints

Continued from page R2.5

Illinois EPA
1701 First Ave.
Maywood, Ill. 60153
Phone: 708-338-7900
Fax: 708-338-7752

Chicago Department of Environment
30 N. LaSalle Blvd., 25th Floor
Chicago, Ill. 60602
Phone: 312-744-7235
Fax: 312-744-5272 or 312-744-6451

DuPage County Solid Waste Div.
421 N. County Farm Road
Wheaton, Ill. 60187
Phone: 630-682-7373
Fax: 630-682-7374

Kankakee County Health Dept.
1115 Riverlane Drive
Bradley, Ill. 60915
Phone: 815-937-7860
Fax: 815-937-3568

Lake County Health Department
3010 Grand Ave.
Waukegan, Ill. 60085
Phone: 847-360-6742
Fax: 847-249-4972

McHenry County Health Department
2200 N. Seminary Ave., Route 47 N.
Woodstock, Ill. 60098
Phone: 815-334-4585
Fax: 815-338-7661

Will County Land Use Dept.
Waste Services Division
313 N. Chicago St.
Joliet, Ill. 60432
Phone: 815-727-8834
Fax: 815-722-3410

Beecher Development Co. Landfill (inactive)

County	Will
Municipality	Beecher
Location	1055 W. Goodenow Road
Location (708-946-2554
Hours of operation	N/A
Wastes accepted	

CDT Landfill

County	Will
Municipality	Joliet
Location	2851 Mound Road
Location	

CID Recycling and Disposal Facility #3

County	Cook
Municipality	Chicago/Calumet City**
Location	138th St. and I-94
Location (773-646-3099
Hours of operation	Mon.-Fri.: 8:30 a.m. - 3 p.m.
Wastes accepted	Nonhazardous special, municipal, inert
Tipping fee	\$20 per cubic yard
Owner	Waste Management of Illinois Inc.*
Operator	Waste Management of Illinois Inc.*

*A subsidiary of USA Waste Services Inc./Waste Management Inc. Midwest ; **Facility lies in both jurisdictions.

Facility Facts

Identification number	0316000030
Design capacity, airspace cu.yds.	N/A
Total permitted landfill area, acres	175
Permitted disposal area, acres	173

CID Recycling and Disposal Facility #4

County	Cook
Municipality	Calumet City/Chicago**
Location	138th St. and I-94
Location (773-646-3099
Hours of operation	Mon.-Fri.: 8:30 a.m. - 3 p.m.
Wastes accepted	Nonhazardous special, hazardous***
Tipping fee	\$20 per cubic yard
Owner	Waste Management of Illinois Inc.*
Operator	Waste Management of Illinois Inc.*

*A subsidiary of USA Waste Services Inc./Waste Management Inc. Midwest; **Facility lies in both jurisdictions. ***Holds permit to accept hazardous waste.

Facility Facts

Identification number	0310390001
Design capacity, airspace cu.yds.	N/A
Total permitted landfill area, acres	115
Permitted disposal area, acres	13
Highest permitted elevation, feet (msl)	629
Leachate monitoring stations	11
Groundwater monitoring wells	23
Methane collection system	None
Years remaining, estimated by landfill	19
Date/year to open C date/year to close	1974 - 2018

Wastes Received: 1996, 1997, 1998

	<u>TOTAL WASTES ACCEPTED</u>			<u>OUT OF STATE WASTES ACCEPTED</u>		
	gate cu. yds	tons	tons/day	gate cu/yds.	tons	% of total
1996	0	0	0	0	0	0
1997	405	123	0	0	0	0
1998	49,946	15,135	58	1,320	400	3

1997 State of Origin: N/A 1998 State of Origin: Illinois only

Remaining Capacities: Jan. 1, 1998, and Jan. 1, 1999

1998 certified gate cu. yds. (tons)	1,011,000	(306,000)
1999 certified gate cu. yds. (tons)	970,000	(294,000)

Audits and Inspections

Solid Waste Mgt. Fees paid in 1998	\$25,031
Last audited by Illinois EPA	5-7-96
Facility inspected by	Illinois EPA, Maywood Regional Office

*On-site generated waste only.

Contacts

Owner	Operator
Waste Management of Illinois Inc.* P.O. Box 1309 Calumet City, Ill. 60409 ☎ 773-646-3099	Waste Management of Illinois Inc.* P.O. Box 1309 Calumet City, Ill. 60409 ☎ 773-646-3099

*A subsidiary of USA Waste Services Inc./Waste Management Inc. Midwest, 1001 Fannin, Suite 4000, Houston, Tex. 77002 * 713-512-6200

Community Landfill

County	Grundy
Municipality	Morris
Location	1501 Ashley Road
Location (815-942-3941
Hours of operation	Mon.-Fri.: 7 a.m. - 4 p.m.
Wastes accepted	Municipal, nonhazardous special
Tipping fee	\$8.50 per cubic yard
Owner	City of Morris
Operator	Community Landfill Co.

Facility Facts

Identification number	0630600001
Design capacity, airspace cu.yds.	1,000,000
Total permitted landfill area, acres	119
Permitted disposal area, acres	95
Highest permitted elevation, feet (msl)	584
Leachate monitoring stations	N/A
Groundwater monitoring wells	9
Methane collection system	Gas-to-energy (planned)
Years remaining, estimated by landfill	5.5
Date/year to open C date/year to close	1976 - 2005

*Permit application for 1-million-cu.-yd. expansion under review at press time; landfill life could increase to 2011.

Wastes Received: 1996, 1997, 1998

	<u>TOTAL WASTES ACCEPTED</u>			<u>OUT OF STATE WASTES ACCEPTED</u>		
	<u>gate cu. yds</u>	<u>tons</u>	<u>tons/day</u>	<u>gate cu/yds.</u>	<u>tons</u>	<u>% of total</u>
1996	297,988	90,299	347	0	0	0
1997	150,753	45,683	176	0	0	076

Congress Development Co. Landfill

County	Cook
Municipality	Hillside
Location	4100 W. Frontage Road
Location (N/A
Hours of operation	Mon.-Fri.: 6 a.m. - 4 p.m.
Wastes accepted	Municipal, construction & demolition debris
Tipping fee	\$40.10 per ton
Owner	Congress Development Co.
Operator	John Sexton Sand & Gravel Corp.

Facility Facts

Identification number	0318170002
Design capacity, airspace cu.yds.	N/A
Total permitted landfill area, acres	72
Permitted disposal area, acres	55
Highest permitted elevation, feet (msl)	700
Leachate monitoring stations	25
Groundwater monitoring wells	9
Methane collection system	Gas-to-energy (under construction)
Years remaining, estimated by landfill	1
Date/year to open C Wastes accepted	

Countryside Landfill

County	Lake
Municipality	Grayslake
Location	31725 N. Route 83
Location (847-223-2722
Hours of operation	Mon.-Fri.: 6 a.m. - 3:30 p.m.; Sat.: 7 a.m. - 11:30 a.m.
Wastes accepted	Municipal, nonhazardous special
Tipping fee	\$12 per cubic yard
Owner	Countryside Landfill*
Operator	Countryside Landfill

*A subsidiary of USA Waste Services Inc./Waste Management Inc. Midwest

Facility Facts

Identification number	0970250003
Design capacity, airspace cu.yds.	14,400,000
Total permitted landfill area, acres	201
Permitted disposal area, acres	153
Highest permitted elevation, feet (msl)	930
Leachate monitoring stations	9
Groundwater monitoring wells	42
Methane collection system	Operational; flares and gas-to-energy (planned)
Years remaining, estimated by landfill	17
Date/year to open C date/year to close	12-7-76 - 2017

Wastes Received: 1996, 1997, 1998

TOTAL WASTES ACCEPTED

Environtech Landfill

County	Grundy
Municipality	Morris
Location	

Greene Valley Landfill (closed)

County	DuPage
Municipality	Naperville
Location	9 S. 610 Greene Road
Location (C)	630-232-7664
Hours of operation	N/A
Wastes accepted	Municipal, nonhazardous special
Tipping fee	N/A
Owner	Forest Preserve District of DuPage County
Operator	Waste Management of Illinois Inc.*

*A subsidiary of USA Waste Services Inc./Waste Management Inc. Midwest

Facility Facts

Identification number	0438030001
Design capacity, airspace cu.yds.	N/A
Total permitted landfill area, acres	258
Permitted disposal area, acres	198
Highest permitted elevation, feet (msl)	894
Leachate monitoring stations	6
Groundwater monitoring wells	25
Methane collection system	Gas-to-energy
Years remaining, estimated by landfill	0
Date/year to open C date/year to close	1974 - 8-31-96*

*Certified closed Feb. 26, 1999.

Wastes Received: 1996, 1997, 1998

	<u>TOTAL WASTES ACCEPTED</u>			<u>OUT OF STATE WASTES ACCEPTED</u>		
	gate cu. yds	tons	tons/day	gate cu/yds.	tons	% of total
1996	6,586,306	1,995,850	7,676	0	0	0
1997	0	0	0	0	0	0
1998	0	0	0	0	0	0

1997 State of Origin: N/A 1998 State of Origin: N/A

Remaining Capacities: Jan. 1, 1998, and Jan. 1, 1999

1998 certified gate cu. yds. (tons)	0	(0)
1999 certified gate cu. yds. (tons)	0	(0)

Audits and Inspections

Solid Waste Mgt. Fees paid in 1998	0
Last audited by Illinois EPA	6-11-96
Facility inspected by	DuPage County Solid Waste Department & Ill. EPA, Maywood Reg. Office

Contacts

Owner	Operator
Forest Preserve District of DuPage County 9 S. 610 Greene Road Naperville, Ill. 60565 ☎ 630-904-1010	Waste Management of Illinois Inc.* 9 S. 610 Greene Road Naperville, Ill. 60540 ☎ 630-904-1010

*A subsidiary of USA Waste Services Inc./Waste Management Inc. Midwest, 1001 Fannin, Suite 4000, Houston, Tex. 77002
713-512-6200

Lake County Grading Co. Landfill (closed)

County	Lake
Municipality	Libertyville
Location	Southeast corner, intersection of Routes 21 and 120
Location (847-362-2590
Hours of operation	N/A
Wastes accepted	Construction & demolition debris
Tipping fee	N/A
Owner	Lake County Grading Co.*
Operator	Lake County Grading Co.

*Trust #173, Bank of Waukegan.

Land & Lakes #3/Harbor View Landfill (closed)

County	Cook
Municipality	Chicago
Location	2000 E. 122nd St.
Location (773-646-1138
Hours of operation	Mon.-Fri.: 7 a.m. - 3:30 p.m.; Sat.: 5:30 a.m. - 1:30 p.m.
Wastes accepted	

Settler's Hill Recycling and Disposal Facility

County	Kane
Municipality	Batavia
Location	1031 E. Fabyan Parkway
Location (630-232-7664

Wheatland Prairie Recycling and Disposal Facility

County	Will
Municipality	Plainfield
Location	25244 W. 111th St.
Location (630-232-7664
Hours of operation	Mon.-Fri.: 6:30 a.m. - 3:30 p.m.**
Wastes accepted	Municipal, nonhazardous special
Tipping fee	\$35 per ton
Owner	Waste Management of Illinois Inc.*
Operator	Waste Management of Illinois Inc.*

*A subsidiary of USA Waste Services Inc./Waste Management Inc. Midwest; **Re-opened 8-26-96, previously inactive.

Facility Facts

Identification number	1978200004
Design capacity, airspace cu.yds.	1,860,000
Total permitted landfill area, acres	158
Permitted disposal area, acres	70
Highest permitted elevation, feet (msl)	720
Leachate monitoring stations	4
Groundwater monitoring wells	32
Methane collection system	None
Years remaining, estimated by landfill	3
Date/year to open C date/year to close	12-31-87 - 2001

Wastes Received: 1996, 1997, 1998

	TOTAL WASTES ACCEPTED			OUT OF STATE WASTES ACCEPTED		
	gate cu. yds	tons	tons/day	gate cu/yds.	tons	% of total
1996	326,898	99,060	381	0	0	0
1997	755,232	228,858	880	0	0	0
1998	1,008,693	305,665	1,175	0	0	0

1997 State of Origin: N/A 1998 State of Origin: Illinois only

Remaining Capacities: Jan. 1, 1998, and Jan. 1, 1999

1998 certified gate cu. yds. (tons)	2,570,000	(779,000)
1999 certified gate cu. yds. (tons)	2,808,000	(851,000)

Audits and Inspections

Solid Waste Mgt. Fees paid in 1998	\$266,382
Last audited by Illinois EPA	3-12-98
Facility inspected by	Will County Waste Services Division & Ill. EPA, Maywood Reg. Office

Winthrop Harbor/BFI #1 - Phase B (closed)

County	Lake
Municipality	Zion
Location	701 Green Bay Road
Location (C)	847-746-5777
Hours of operation	N/A
Wastes accepted	Municipal, nonhazardous special
Tipping fee	N/A
Owner	BFI Waste Systems of North America Inc.*
Operator	BFI Waste Systems of North America Inc.

*Facility is replaced by Zion Landfill, now open.

Facility Facts

Identification number	0978020001
Design capacity, airspace cu.yds.	N/A
Total permitted landfill area, acres	178
Permitted disposal area, acres	10
Highest permitted elevation, feet (msl)	810
Leachate monitoring stations	2
Groundwater monitoring wells	50
Methane collection system	Gas-to-energy (planned)
Years remaining, estimated by landfill	0
Date/year to open C date/year to close	12-31-75 - 7-18-97

Wastes Received: 1996, 1997, 1998

	<u>TOTAL WASTES ACCEPTED</u>			<u>OUT OF STATE WASTES ACCEPTED</u>		
	gate cu. yds	tons	tons/day	gate cu/yds.	tons	% of total
1996	231,379	70,115	270	28,159	8,533	12
1997	23,163	4,785	18	0	0	0
1998	0	0	0	0	0	0

1997 State of Origin: N/A 1998 State of Origin: N/A

Woodland Recycling and Disposal Facility

County Kane

Zion Landfill (new)

County Municipality	Lake
------------------------	------

34th Street Material Recovery & Recycling Facility

County	Cook
Municipality	Chicago
Location	3757 W. 34th St.
Location (773-843-3345
Hours of operation	Continuous from 5 a.m. Mon. - 5 p.m. Sat.
Wastes accepted	Municipal, recyclables
Tipping fee	N/A
Owner	Chicago Department of Environment
Operator	Waste Management of Illinois Inc.*

*A subsidiary of USA Waste Services Inc./Waste Management Inc. Midwest

Facility Facts

Identification number

American Wood Recycling Transfer Station

County	Cook
Municipality	Hoffman Estates
Location	1601 Beverly Road & Prairie Stone
Location (N/A
Hours of operation	Mon. - Fri.: 7 a.m. - 4 p.m.; Sat.: 7 a.m. - 3 p.m.
Wastes accepted	Landscape waste
Tipping fee	\$32/ton
Owner	American Wood Recycling Inc.
Operator	American Wood Recycling Inc.

Facility Facts

Identification number	0314490002
Opened, year	1996*
Facility acreage	5.01

*Permitted to operate 3-13-96.

Wastes Received: 1996, 1997, 1998

	<u>Tons per year</u>	<u>Tons per day (average)</u>
1996	24,000	92
1997	23,000	92
1998	21,000	84

Inspections

Facility inspected by	Illinois EPA, Maywood Regional Office
------------------------------	---------------------------------------

Contacts

Owner

American Wood Recycling Inc.
1100 Brandt Drive
Elgin, Ill. 60210
☎ 847-426-6354

Operator

American Wood Recycling Inc.
16077 Depot Place
Prairie View, Ill. 60069
☎ 847-426-6354

Apollo Disposal Service Transfer Station (new)

County	Kankakee
Municipality	Momence
Location	120 E. Industrial Drive
Location (815-472-3332
Hours of operation	Mon. - Fri.: 7 a.m. - 4:30 p.m.
Wastes accepted	Municipal
Tipping fee	\$9/cu. yd.
Owner	Apollo Disposal Service*
Operator	Apollo Disposal Service*

*A subsidiary of Allied Waste Industries Inc.

Facility Facts

Identification number	0910650003
Opened, year	1997*
Facility acreage	< 1

*Opened July 1997

Waste Received: 1996 1997 1998 71.2525 594 481.5 0.e f 3391BT 234.75 538.5 TD 264 9 Tf 0.264 9

Tons per year

Arc Disposal Co. Transfer Station

County	Cook
Municipality	Mt. Prospect
Location	2101 S. Busse Road
Location (847-981-0091
Hours of operation	Mon. - Fri.: 6 a.m. - 6 p.m.; Sat.: 8 a.m. - noon
Wastes accepted	Municipal, industrial, commes09,6 Tc 0o5771.25 708.75 237.75 0.75 o5771.209 67

Banner-Western Transfer & Recycling Center

County	Will
Municipality	Rockdale
Location	2100 Moen Ave.
Location (815-725-4200
Hours of operation	Mon. - Fri.: 6 a.m. - 5 p.m.; Sat.: 6 a.m. - 1 p.m.
Wastes accepted	Municipal, landscape waste (limited), recyclables
Tipping fee	N/A
Owner	Waste Management of Illinois Inc.*
Operator	Waste Management of Illinois Inc.*

*A subsidiary of USA Waste Services Inc./Waste Management Inc. Midwest

Facility Facts

Identification number	1970850012
Opened, year	1993
Facility acreage	4.62

Wastes Received: 1996, 1997, 1998

	<u>Tons per year</u>	<u>Tons per day (average)</u>
1996	52,200	201
1997	52,200	201
1998	72,800	280

Inspections

Facility inspected by	Illinois EPA, Maywood Regional Office & Will County Land Use Department Waste Services Division
------------------------------	---

Contacts

Owner	Operator
Waste Management of Illinois Inc.* 3003 Butterfiel.0016n	Waste Management of Illinois Inc.*

Best Lawns Transfer Station

County	Cook
Municipality	Streamwood
Location	1435 Yorkshire Drive
Location (630-213-7900
Hours of operation	Mon. - Fri.: 6:30 a.m. - 5 p.m.
Wastes accepted	Landscape waste
Tipping fee	\$11-\$15/cu. yd.
Owner	Best Lawns Inc.*
Operator	Best Lawns Inc.

*Trust #8822, West Suburban Bank

Facility Facts

Identification number	0313065042
Opened, year	1995*
Facility acreage	2.98

BFI - Evanston Transfer Station*

County	Cook
Municipality	Evanston
Location	1712 Church Street
Location (847-328-5100
Hours of operation	Mon. - Sat.: 6 a.m. - 6 p.m.
Wastes accepted	Municipal
Tipping fee	\$50/ton
Owner	BFI Waste Systems of North America Inc.*
Operator	BFI Waste Systems of North America Inc.*

*Formerly Active Service Corp. Transfer Station.

Facility Facts

Identification number	0310810003
Opened, year	1984
Facility acreage	1.69

Wastes Received: 1996, 1997, 1998

	<u>Tons per year</u>	<u>Tons per day (average)</u>
1996	182,700	703
1997	195,000	650
1998	195,000	650

Inspections

Facility inspected by	Illinois EPA, Maywood Regional Office
------------------------------	---------------------------------------

Contacts

Owner

BFI Waste Systems of North America Inc.*
 1712 Church St.
 Evanston, Ill. 60201
 ☎ 847-328-5100

Operator

BFI Waste Systems of North America Inc.*
 1710 Lyons
 Evanston, Ill. 60201
 ☎ 847-328-5100

BFI - Melrose Park Transfer Station (New)

County	Cook
Municipality	Melrose Park
Location	4700 W. Lake St.
Location (708-345-7735
Hours of operation	24 hours per day
Wastes accepted	Municipal
Tipping fee	\$40/ton
Owner	BFI Waste Systems of North America Inc.*
Operator	BFI Waste Systems of North America Inc.*

*A subsidiary of Browning-Ferris Industries Inc.

Facility Facts

Identification number	0311865053
Opened, year	1998*
Facility acreage	4

*Permitted to operate 2-26-98.

Wastes Received: 1996, 1997, 1998

	<u>Tons per year</u>	<u>Tons per day (average)</u>
1996	N/A	N/A
1997	N/A	N/A
1998	250,000	1,750

Inspections

Facility inspected by	Illinois EPA, Maywood Regional Office
------------------------------	---------------------------------------

Contacts

BFI - Northbrook Transfer Station*

County	Cook
Municipality	Northbrook
Location	2750 Shermer Road
Location (847-272-4145
Hours of operation	Mon. - Fri.: 6 a.m. - 3:30 p.m.
Wastes accepted	Municipal
Tipping fee	\$55/ton
Owner	BFI Waste Systems of North America Inc.*
Operator	BFI Waste Systems of North America Inc.*

*Formerly Brooks Disposal Services Transfer Station.

Facility Facts

Identification number	0312073004
Opened, year	1983
Facility acreage	1

Wastes Received: 1996, 1997, 1998

	<u>Tons per year</u>	<u>Tons per day (average)</u>
1996	93,960	361
1997	191,000	350
1998	191,000	350

Inspections

Facility inspected by	Illinois EPA, Maywood Regional Office
------------------------------	---------------------------------------

Contacts

Owner

BFI Waste Systems of North America Inc.*
2750 Shermer Road
Northbrook, Ill. 60062
☎ 847-272-4145

Operator

BFI Waste Systems of North America Inc.*
2750 Shermer Road
Northbrook, Ill. 60062
☎ 847-272-4145

*A subsidiary of Browning-Ferris Industries Inc, 757 N. Eldridge, Houston, Texas 77079 * 281-870-8100.

BFI Waste Systems of North America*

County	Cook
Municipality	Chicago
Location	1220 W. Carroll Ave.
Location (312-829-5741
Hours of operation	Mon. - Fri.: 6 a.m. - 5 p.m.; Sat.: 6 a.m. - noon
Wastes accepted	Municipal
Tipping fee	\$47.50/ton
Owner	BFI Waste Systems of North America Inc.*
Operator	BFI Waste Systems of North America Inc.*

*Formerly BFI of Illinois Inc./Hoving Transfer Station.

Facility Facts

Identification number	0316280008
Opened, year	1982
Facility acreage	1.09

Wastes Received: 1996, 1997, 1998

	<u>Tons per year</u>	<u>Tons per day (average)</u>
1996	200,000	769
1997	200,000	769
1998	215,500	828

Inspections

Facility inspected by

CDT Transfer Material Recovery Facility

County	Will
Municipality	Joliet
Location	2851 Mound Road
Location (815-741-0736
Hours of operation	Mon. - Fri.: 6 a.m. - 4 p.m.; Sat.: 7 a.m. - noon
Wastes accepted	Municipal, C & D debris, white goods
Tipping fee	N/A
Owner	CDT Transfer Material Recovery Facility
Operator	CDT Transfer Material Recovery Facility

Facility Facts

Identification number

Chicago Disposal Transfer Station

County	Cook
Municipality	Chicago
Location	11800 S. Ewing Ave.
Location (312-978-7800
Hours of operation	Mon. - Fri.: 5 a.m. - 6 p.m.; Sat.: 5 a.m. - 2 p.m.
Wastes accepted	Municipal, medical waste
Tipping fee	N/A
Owner	Chicago Disposal Inc. *
Operator	Chicago Disposal Inc.*

*Trust #112384, South Chicago Bank

Facility Facts

Identification number	0316465002
Opened, year	1994
Facility acreage	2

Wastes Received: 1996, 1997, 1998

	<u>Tons per year</u>	<u>Tons per day (average)</u>
1996	60,000	300
1997	117,000	450
1998	119,600	460

Inspections

Facility inspected by	Illinois EPA, Maywood Regional Office & Chicago Department of Environment
------------------------------	---

Contacts

Owner

Chicago Disposal Inc. *
11834 S. Ewing Ave.
Chicago, Ill. 60607
☎ 773-978-7800

Operator

Chicago Disposal Inc.*
11834 So. Ewing Ave.
Chicago, Ill. 60607
☎ 773-978-7800

* Trust #112384, South Chicago Bank

CID Material Recovery & Recycling Facility

County	Cook
Municipality	Chicago
Location	13707 S. Jeffrey Ave.
Location (773-646-7611
Hours of operation	Mon. - Sat.: 7 a.m. - 5 p.m.
Wastes accepted	Municipal, recyclables
Tipping fee	N/A
Owner	Waste Management of Illinois Inc.*
Operator	CID Material Recovery and Recycling Facility

*A subsidiary of USA Waste Services Inc./Waste Management Inc. Midwest

Facility Facts

Identification number	0310395011
Opened, year	1995*
Facility acreage	13.6

*Permitted to operate 11-22-95.

Wastes Received: 1996, 1997, 1998

	<u>Tons per year</u>	<u>Tons per day (average)</u>
1996	293,625*	1,129
1997	242,648	940
1998	240,483	932

*Blue Bag recycling participant: diverted 21,644 tons of recyclables from landfills in 1996.

Inspections

Facility inspected by	Illinois EPA, Maywood Regional Office & Chicago Department of Environment
------------------------------	---

Contacts

Owner	Operator
Waste Management of Illinois Inc.* 3001 Butterfield Road Oak Brook, Ill. 60148 ☎ 630-572-8800	CID Material Recovery and Recycling Facility 13707 S. Jeffrey Ave. Chicago, Ill. 60633 ☎ 773-646-0200

*A subsidiary of USA Waste Services Inc./Waste Management Inc. Midwest, 1001 Fannin, Suite 4000, Houston, Tex. 77002 *
713-512-6200

Citiwaste Transfer Station

County	Will
Municipality	Joliet
Location	808 S. Joliet St.
Location (815-723-3200
Hours of operation	Mon. - Fri.: 6:30 a.m. - 4 p.m.; Sat.: 6:30 a.m. - noon
Wastes accepted	C & D debris, landscape waste, recyclables (no garbage)
Tipping fee	\$30/ton
Owner	Citiwaste Inc.*
Operator	Citiwaste Inc.*

*A subsidiary of Allied Waste Industries Inc.

Facility Facts

Identification number	1978093002
Opened, year	1994
Facility acreage	4.91

Wastes Received: 1996, 1997, 1998

	<u>Tons per year</u>	<u>Tons per day (average)</u>
1996	20,880	80
1997	31,200	120
1998	34,580	133

Inspections

Facility inspected by	Illinois EPA, Maywood Regional Office & Will County Land Use Department Waste Services Division
------------------------------	---

Contacts

Owner	Operator
Citiwaste Inc.*	Citiwaste Inc.*
808 S. Joliet St.	808 S. Joliet St.
Joliet, Ill. 60434	Joliet, Ill. 60434
☎ 815-723-3200	☎ 815-723-3200

*A subsidiary of Allied Waste Industries Inc., 15880 N. Greenway Hayden Loop, Suite 100, Scottsdale, Ariz. 85260 602-423-2946; Reg. Office: 3837 W. 127th St., Alsip, Ill. 60803 * 708-824-3060

City Transfer Systems

County	Cook
Municipality	Chicago
Location	2464 S. Laflin St.
Location (312-243-7771
Hours of operation	Mon. - Fri.: 5 a.m. - 8 p.m.; Sat.: 5 a.m. - 2 p.m.
Wastes accepted	Municipal, recyclables
Tipping fee	N/A

D & D Disposal Service Transfer Station

County	Cook
Municipality	Chicago
Location	2251 S. Laflin St.
Location (312-225-6774
Hours of operation	Mon. - Fri.: 6 a.m. - 11 p.m.; Sat.: 6 a.m. - 2 p.m.
Wastes accepted	Municipal, C & D debris
Tipping fee	N/A
Owner	Allied Waste Transporation*
Operator	National Waste Services Inc./Loop Transfer*

*A subsidiary of Allied Waste Industries Inc.

Facility Facts

Identification number	0316310014
Opened, year	1989
Facility acreage	5.6

Wastes Received: 1996, 1997, 1998

Tons per year

00 TD -03na34 95 5,205,528.5j0.15ire 740890094632.25 0.75 (176ff f 73

DuKane Transfer Facility (New)

County	DuPage
Municipality	West Chicago
Location	East of Powis Road, South of North Ave.
Location (630-587-5672
Hours of operation	Mon. - Fri.: 5 a.m. - 5 p.m.
Wastes accepted	Municipal
Tipping fee	\$40/ton
Owner	Brazos Nationwide Properties LP*
Operator	BFI Waste Systems of North America Inc.*

*New owner 6-19-98.

Facility Facts

Identification number	0430905819
Opened, year	3-10-99
Facility acreage	6.3

Wastes Received: 1996, 1997, 1998

	<u>Tons per year</u>	<u>Tons per day (average)</u>
1996	N/A	N/A
1997	N/A	N/A
1998	N/A	N/A

Inspections

Facility inspected by	Illinois EPA, Maywood Regional Office & DuPage County Solid Waste Management Department
------------------------------	---

Contacts

Owner

Brazos Nationwide Properties LP*
2911 Turtle Creek Blvd., Suite 1240
Dallas, Tex. 75219
☎ 214-522-7296

Operator

BFI Waste Systems of North America Inc.*
325 East Fullerton Ave.
Carol Stream, Ill. 60186
☎ 630-761-2820

*A subsidiary of Browning-Ferris Industries Inc, 757 N. Eldridge, Houston, Texas 77079 * 281-870-8100.

DuPage Yard Waste Transfer Station

County	DuPage
Municipality	West Chicago
Location	1195 W. Washington St.
Location (630-876-8900
Hours of operation	N/A
Wastes accepted	Landscape waste
Tipping fee	N/A
Owner	Bill Brown Enterprises
Operator	Bill Brown Enterprises

Facility Facts

Identification number	0430905794
Opened, year	1996*
Facility acreage	1

*Permitted to operate 4-17-96.

Wastes Received: 1996, 1997, 1998

	<u>Tons per year</u>	<u>Tons per day (average)</u>
1996	N/A	N/A
1997	20,000	100
1998	25,000	150

Inspections

Facility inspected by	Illinois EPA, Maywood Regional Office & DuPage County Solid Waste Department
------------------------------	--

Contacts

Owner

Bill Brown Enterprises
2 N. 035 Indian Knoll Road
West Chicago, Ill. 60185
☎ 630-876-8900

Operator

Bill Brown Enterprises
1195 W. Washington St.
West Chicago, Ill. 60185
☎ 630-876-8900

E.C. Rizzi & Assoc. (new)

County	Will
Municipality	Bolingbrook
Location	449 Murphy Road
Location (630-898-3333
Hours of operation	Mon.- Sat.: 7:30 a.m. - 4:30 p.m.
Wastes accepted	Landscape waste (only)
Tipping fee	N/A
Owner	Joan Taming
Operator	E.C. Rizzi & Assoc. Inc.

Facility Facts

Identification number	1974155082
Opened, year	1997*
Facility acreage	3.3

*Permitted to operate 9-19-97.

Wastes Received: 1996, 1997, 1998

	<u>Tons per year</u>	<u>Tons per day (average)</u>
1996	N/A	N/A
1997	N/A	N/A
1998	N/A	N/A

Inspections

Facility inspected by	Illinois EPA, Maywood Regional Office & Will County Land Use Department Waste Services Division
------------------------------	---

Contacts

Owner

Joan Taming
7500 S. Madison St.
Willowbrook, Ill. 60521
☎ 630-323-7171

Operator

E.C. Rizzi & Assoc. Inc.
31 W 310 Schoger Drive
Naperville, Ill. 60564
☎ 630-898-3333

Frank F. Kucera Co. Transfer Station

County	Cook
Municipality	Cicero
Location	1800 S. Laramie
Location (708-652-0025
Hours of operation	Mon. - Sat.: 5 a.m. - 6 p.m.
Wastes accepted	Municipal
Tipping fee	\$50/ton
Owner	Frank F. Kucera Co.
Operator	Frank F. Kucera Co.

Facility Facts

Identification number	0310510004
Opened, year	1984
Facility acreage	2.35

Wastes Received: 1996, 1997, 1998

	<u>Tons per year</u>	<u>Tons per day (average)</u>
1996	78,300	300
1997	78,300	300
1998	75,000	300

Great Lakes Disposal Transfer Station

County	Cook
Municipality	Blue Island
Location	13546 S. Western Ave.
Location (708-388-9999
Hours of operation	Mon. - Sat.: 6 a.m. - 6 p.m.
Wastes accepted	Municipal, recyclables
Tipping fee	N/A

Groot Industries/Chicago Transfer Station

County	Cook
Municipality	Chicago
Location	6747 N. Elmhurst Road
Location (773-242-1977
Hours of operation	

Groot Industries/McCook Transfer Station

County	Cook
Municipality	McCook
Location	8475 W. 53rd St.
Location (708-485-0900
Hours of operation	Mon. - Sat.: 24 hours/day (with 1 hour for cleanup)
Wastes accepted	

Lake Forest Transfer Facility (new)

County	Lake
Municipality	Lake Forest
Location	1381 W. Kennedy Road-B
Location (847-234-5499

Land & Lakes Transfer Station (under development)

County	Cook
Municipality	Chicago
Location	1258-1300 E. 138th St.
Location (847-825-5000
Hours of operation	N/A
Wastes accepted	Municipal
	N/A

Liberty Waste/McCook Transfer Station (new)*

County	Cook
Municipality	McCook
Location	5100 S. Lawndale Ave.
Location (708-728-0331
Hours of operation	Mon. - Fri.: 6 a.m. - 6 p.m.; Sat.: 6 a.m. - noon
Wastes accepted	Municipal, landscape, used tires, recyclables, C & D debris
Tipping fee	N/A
Owner	Allied Waste Transportation*
Operator	Liberty Waste Transfer

*A subsidiary of Allied Waste Industries Inc.

Facility Facts

Identification number	0311745027
Opened, year	1997*
Facility acreage	19

* Operating permit issued 8-1-97.

Wastes Received: 1996, 1997, 1998

	<u>Tons per year</u>	<u>Tons per day (average)</u>
1996	N/A	N/A
1997	N/A	N/A
1998	197,000	850

Inspections

Facility inspected by	Illinois EPA, Maywood Regional Office
------------------------------	---------------------------------------

Contacts

Owner	Operator
Allied Waste Transportation*	Liberty Waste Transfer
2608 S. Damen Ave.	5100 S. Lawndale Ave.
Chicago, Ill. 60608	McCook, Ill. 60525
☎ 773-579-3600	☎ 708-728-0331

*A subsidiary of Allied Waste Industries Inc., 15880 N. Greenway Hayden Loop, Suite 100, Scottsdale, Ariz. 85260 * 602-423-2946; Reg. Office: 3837 W. 127th St., Alsip, Ill. 60803 * 708-824-3060

Medill Material Recovery & Recycling Facility

County	Cook
Municipality	Chicago
Location	1633 W. Medill Ave.
Location (773-883-5471
Hours of operation	Mon. - Fri.: 5 a.m. - 2 a.m. Sat. morning
Wastes accepted	Municipal
Tipping fee	\$20/ton
Owner	Chicago Department of Environment
Operator	Waste Management of Illinois Inc.*

*A subsidiary of USA Waste Services Inc./Waste Management Inc. Midwest

Facility Facts

Identification number	0316075074
Opened, year	1995*
Facility acreage	5.4

*Permitted to operate 10-27-95.

Wastes Received: 1996, 1997, 1998

	<u>Tons per year</u>	<u>Tons per day (average)</u>
1996	233,492*	898
199745	0.75 r/4ng	

Mr. K's Garden & Material Center Transfer Station

County	Cook
Municipality	Park Ridge
Location	1440 W. Higgins Road
Location (847-692-2118
Hours of operation	Mon. - Fri.: 8 a.m. - 7 p.m.
Wastes accepted	Landscape waste
Tipping fee	N/A
Owner	Mr. K's Garden & Material Center
Operator	Mr. K's Garden & Material Center

Facility Facts

Identification number	0312460019
Opened, year	1996*
Facility acreage	2.19

*Permitted to operate 5-17-96.

Wastes Received: 1996, 1997, 1998

	<u>Tons per year</u>	<u>Tons per day (average)</u>
1996	85,800	330
1997	85,800	330
1998	N/A	N/A

Inspections

Facility inspected by	Illinois EPA, Maywood Regional Office
------------------------------	---------------------------------------

Contacts

Owner

Mr. K's Garden & Material Center
 1440 W. Higgins Road
 Park Ridge, Ill. 60068
 ☎ 847-692-2118

Operator

Mr. K's Garden & Material Center
 1440 W. Higgins Road
 Park Ridge, Ill. 60068
 ☎ 847-692-2118

National Recovery Transfer Station

County	Cook
Municipality	Chicago
Location	1750-1850 W. Carroll Ave.
Location (312-226-0092
Hours of operation	Mon. - Sat.: 24 hours
Wastes accepted	Municipal, recyclables
Tipping fee	N/A
Owner	National Waste Services Inc.*
Operator	National Waste Services Inc.*

*A subsidiary of Allied Waste Industries Inc.

Facility Facts

Identification number	0316280012
Opened, year	1985
Facility acreage	1.7

Wastes Received: 1996, 1997, 1998

	<u>Tons per year</u>	<u>Tons per day (average)</u>
1996	234,900	903
1997	268,746	959
1998	273,840	978

Inspections

Facility inspected by	Illinois EPA, Maywood Regional Office & Chicago Department of Environment
------------------------------	---

Contacts

Owner	Operator
National Waste Services Inc.* 2608 S. Damen Ave. Chicago, Ill. 60608 ☎ 773-579-3600	National Waste Services Inc.* 2608 S. Damen Ave. Chicago, Ill. 60608 ☎ 773-579-3600

*A subsidiary of Allied Waste Industries Inc., 15880 N. Greenway Hayden Loop, Suite 100, Scottsdale, Ariz. 85260 * 602-423-2946; Reg. Office: 3837 W. 127th St., Alsip, Ill. 60803 * 708-824-3060

National/Speelman Transfer Station

County Cook
Municipality

Northwest Material Recovery & Recycling Facility

County	Cook
Municipality	Chicago
Location	750 N. Kilbourn Ave.
Location (773-473-6801
Hours of operation	Continuous from 5 a.m. Mon. - 5 p.m. Sat.
Wastes accepted	Municipal, landscape waste, recyclables
Tipping fee	N/A
Owner	Chicago Department of Environment
Operator	Waste Management of Illinois Inc.*

*A subsidiary of USA Waste Services Inc./Waste Management Inc. Midwest

Facility Facts

Identification number	0316265018
Opened, year	1995*
Facility acreage	10

*Permitted to operate 12-1-95.

Wastes Received: 1996, 1997, 1998

	<u>Tons per year</u>	<u>Tons per day (average)</u>
1996	326,612*	1,142
1997	308,782	1,225 **
1998	N/A	N/A

*Blue bag recycling participant: diverted 23,651 tons of recyclables from landfills. **252 operating days per year

Inspections

Facility inspected by	Illinois EPA, Maywood Regional Office & Chicago Department of Environment
------------------------------	---

Contacts

Owner	Operator
Chicago Department of Environment 30 N. LaSalle St., 25th Floor Chicago, Ill. 60602 ☎ 312-744-5711	Waste Management of Illinois Inc.* 3033 Butterfield Road Oak Brook, Ill. 60521 ☎ 630-572-8800

*A subsidiary of USA Waste Services Inc./Waste Management Inc. Midwest, 1001 Fannin, Suite 4000, Houston, Tex. 77002 * 713-512-6200

Ravenswood Disposal Service Transfer Station

County	Cook
Municipality	Chicago
Location	200 N. Talman Ave.
Location (773-776-7706
Hours of operation	

Riverdale Recycling (New)

County	Cook
Municipality	Riverdale
Location	13901 S. Ashland Ave.
Location (708-597-3380
Hours of operation	Mon. - Fri. 6 a.m.- 4 p.m.; Sat. 6 a.m.-noon
Wastes accepted	Municipal, recyclables
Tipping fee	N/A
Owner	Tri-State Disposal
Operator	Tri-State Disposal

Facility Facts

Identification number	0312580014
Opened, year	1997*
Facility acreage	11.5

*Operating permit issued on 12-19-97.

Wastes Received: 1996, 1997, 1998

	<u>Tons per year</u>	<u>Tons per day (average)</u>
1996	N/A	N/A
1997	N/A	N/A
1998	N/A	N/A

Inspections

Facility inspected by	Illinois EPA, Maywood Regional Office
------------------------------	---------------------------------------

Contacts

Owner	Operator
Tri-State Disposal 13701 S. Kostner Crestwood, Ill. 60445 ☎ 708-388-9910	Tri-State Disposal 13701 S. Kostner Crestwood, Ill. 60445 ☎ 708-388-9910

Shred-All Recycling Systems Transfer Station

County	Cook
Municipality	Chicago
Location	1231 W. 42nd St.
Location (773-523-6900
Hours of operation	Mon. - Sat.: 23 hours daily - 3 a.m. - 2 a.m.
Wastes accepted	Municipal, recyclables
Tipping fee	N/A
Owner	Allied Waste Transportation*
Operator	National Waste Services Inc.*

*A subsidiary of Allied Waste Industries Inc.

Facility Facts

Identification number	0316610042
Opened, year	1993
Facility acreage	2.89

Wastes Received: 1996, 1997, 1998

	<u>Tons per year</u>	<u>Tons per day (average)</u>
1996	342,000	1,315
1997	350,000	1,346
1998	338,000	1,340

Inspections

Facility inspected by	Illinois EPA, Maywood Regional Office & Chicago Department of Environment
------------------------------	---

Contacts

Owner

Allied Waste Transportation*
2608 S. Damen Ave.
Chicago, Ill. 60608
☎ 773-579-3600

Operator

National Waste Services Inc.*
2608 S. Damen Ave.
Chicago, Ill. 60608
☎ 773-579-3600

*A subsidiary of Allied Waste Industries Inc., 15880 N. Greenway Hayden Loop, Suite 100, Scottsdale, Ariz. 85260 * 602-423-2946; Reg. Office: 3837 W. 127th St., Alsip, Ill. 60803 * 708-824-3060

Star Disposal Service Transfer Station

County	Cook
Municipality	Park Forest
Location	20 South St.
Location (708-748-8381
Hours of operation	Mon. - Fri.: 6 a.m. - 4 p.m.
Wastes accepted	Municipal
Tipping fee	\$40/ton
Owner	Homewood Scavenger Service Inc.
Operator	Homewood Scavenger Service Inc.

Facility Facts

Identification number	0314740001
Opened, year	1981
Facility acreage	3.84

Wastes Received: 1996, 1997, 1998

	<u>Tons per year</u>	<u>Tons per day (average)</u>
1996	91,350	351
1997	91,350	351
1998	94,120	362

Inspections

Facility inspected by	Illinois EPA, Maywood Regional Office
------------------------------	---------------------------------------

Contacts

Owner

Homewood Scavenger Service Inc.
17415 S. Ashland Ave.
East Hazel Crest, Ill. 60429
☎ 708-798-1004

Operator

Homewood Scavenger Service Inc.
17415 S. Ashland Ave.
East Hazel Crest, Ill. 60429
☎ 708-798-1004

TCD Services Transfer Station (Closed)

County	Will
Municipality	Wilmington
Location	Route 53 & Coal City Road
Location (N/A
Hours of operation	Mon. - Fri.: 7 a.m. - 5 p.m.
Wastes accepted	Municipal, landscape waste (separated), recyclables
Tipping fee	N/A
Owner	Waste Management of Illinois Inc.*
Operator	Waste Management of Illinois Inc.*

*A subsidiary of USA Waste Services Inc./Waste Management Inc. Midwest

Facility Facts

Identification number	1971100003
Opened, year	1980 - 1998
Facility acreage	5.9

Wastes Received: 1996, 1997, 1998

	<u>Tons per year</u>	<u>Tons per day (average)</u>
1996	13,833	53
1997	13,833	53
1998	N/A	N/A

Inspections

Facility inspected by	Illinois EPA, Maywood Regional Office & Will County Land Use Department Waste Services Division
------------------------------	---

Contacts

Owner	Operator
Waste Management of Illinois Inc.* 3003 Butterfield Road Oak Brook, Ill. 60521 ☎ 630-572-8800	Waste Management of Illinois Inc.* 3033 Butterfield Road Oak Brook, Ill. 60521 ☎ 630-562-8800

*A subsidiary of USA Waste Services Inc./Waste Management Inc. Midwest, 1001 Fannin, Suite 4000, Houston, Tex. 77002 *
713-512-6200

United Disposal of Bradley Transfer Station

County	Kankakee
Municipality	Bradley
Location	1000 E. Liberty
Location (815-933-0081
Hours of operation	Mon. - Sat.: 6 a.m. - 5 p.m.
Wastes accepted	Municipal
Tipping fee	N/A
Owner	United Disposal of Bradley Inc.
Operator	United Disposal of Bradley Inc.

*Trust #0799, Municipal Trust & Savings Bank

Facility Facts

Identification number	0910200013
Opened, year	1995*
Facility acreage	4.7

*Permitted to operate 1-19-95.

Wastes Received: 1996, 1997, 1998

	<u>Tons per year</u>	<u>Tons per day (average)</u>
1996	16,965	65
1997	16,965	65
1998	N/A	N/A

Inspections

Facility inspected by

USA Waste Services/Chicago Transfer Station

County	Cook
Municipality	Chicago
Location	16 W. 64th St.
Location (773-994-6031
Hours of operation	Mon. - Fri.: 7 a.m. - 2 p.m.
Wastes accepted	Municipal
Tipping fee	N/A
Owner	Allied Waste Transportation*
Operator	National Waste Services Inc.*

*A subsidiary of Allied Waste Industries Inc.

Facility Facts

Identification number	0316680003
Opened, year	1986
Facility acreage	6

Wastes Received: 1996, 1997, 1998

	<u>Tons per year</u>	<u>Tons per day (average)</u>
1996	195,750	753
1997	195,750	753
1998	195,750	753

Inspections

Facility inspected by	Illinois EPA, Maywood Regional Office & Chicago Department of Environment
------------------------------	---

Contacts

Owner	Operator
Allied Waste Transportation*	National Waste Services Inc.*
2608 S. Damen Ave.	16 W. 64th St.
Chicago, Ill. 60608	Chicago, Ill. 60621
☎ 773-579-3600	☎ 773-994-6031

*A subsidiary of Allied Waste Industries Inc., 15880 N. Greenway Hayden Loop, Suite 100, Scottsdale, Ariz. 85260 * 602-423-2946; Reg. Office: 3837 W. 127th St., Alsip, Ill. 60803 * 708-824-3060

Waste Mgt.-Metro/Chicago Transfer Station

County	Cook
Municipality	Chicago
Location	1500 N. Hooker St.
Location (312-994-6031
Hours of operation	Mon. - Sat.: 24 hours daily

Waste Mgt.-Metro/Stickney Transfer Station

County Cook

Waste Mgt.-Northwest/Wheeling Transfer Station

County	Cook
Municipality	Wheeling
Location	350 Sumac Road, Box 396
Location (847-520-7200

Waste Mgt.-South Suburbs/Recycle America

County Cook
Municipality

West Cook Transfer Station (new)

County	Cook
Municipality	Forest View
Location	6201 W. Canal Bank Road
Location (708-458-0521
Hours of operation	Mon. - Fri.: 6 a.m. - 5 p.m.; Sat.: 7 a.m. - noon
Wastes accepted	Municipal
Tipping fee	\$35/ton
Owner	Foster Wheeler Midwest
Operator	Midwest Transfer Services Inc.

Facility Facts

Identification number	0310930005
Opened, year	1997*
Facility acreage	4.96

*Began accepting wastes in summer 1997 at a rate of 100-150 tons per day.

Wastes Received: 1996, 1997, 1998

	<u>Tons per year</u>	<u>Tons per day (average)</u>
1996	N/A	N/A
1997	N/A	N/A
1998	113,760	406

Inspections

Facility inspected by	Illinois EPA, Maywood Regional Office
------------------------------	---------------------------------------

Contacts

Owner

Foster Wheeler Midwest
 Perryville Corporate Park
 Clinton, N.Jer. 08809
 ☎ 708-396-0100

Operator

Midwest Transfer Services Inc.
 Box 49
 Mokena, Ill. 60448
 ☎ 708-458-0521

Wheeling Township Transfer Station

County	Cook
Municipality	Glenview
Location	1151 Des Plaines River Road
Location (773-242-1977
Hours of operation	Mon. - Fri.: 6 a.m. - 9 p.m.; Sat.: 6 a.m. - noon
Wastes accepted	Municipal, landscape waste
Tipping fee	N/A
Owner	Solid Waste Agency of Northern Cook Co.
Operator	Groot Recycling & Waste Services Inc.

Facility Facts

Identification number	0310630059
Opened, year	1994
Facility acreage	7

Wastes Received: 1996, 1997, 1998

	<u>Tons per year</u>	<u>Tons per day (average)</u>
1996	250,038	962
1997	286,000	1,000*
1998	266,079	1,023

*286 operating days per year

Inspections

Facility inspected by	Illinois EPA, Maywood Regional Office
------------------------------	---------------------------------------

Contacts

Owner

Solid Waste Agency of Northern Cook Co.
1616 E. Golf Road
Des Plaines, Ill. 60016
☎ 847-296-9200

Operator

Groot Recycling & Waste Services Inc.
1759 Elmhurst Road
Elk Grove Village, Ill. 60007
☎ 773-242-1977

CDT Landfill Corp. Compost Facility

County	Will
Municipality	Joliet
Location	2851 Mound Road
Location (815-741-0736
Hours of operation	Mon. - Fri.: 6 a.m. - 4 p.m.
Wastes Accepted	

Chicago Botanic Garden

County	Cook
Municipality	Glencoe
Location	Southeast of Skokie Lagoon Preserve
Location (847-835-5500
Hours of operation	Mon. - Fri.: 7 a.m. - 2:30 p.m.
Wastes Accepted	Grass, Leaves, Brush
Owner	Cook County Forest Preserve Dist.
Operator	Chicago Botanic Garden

Facility Facts

Identification number	0310990003
Date/Year Open - Date/Year Closed	6-5-90 -
Permit Expires	3-1-03
Facility Inspected By	Illinois EPA, Maywood Regional Office

Landscape Waste Received (cu. yds): 1997 & 1998

	Grass cu. yds.	Leaves cu. yds.	Brush cu. yds.
1997	2,039	2,185	3,059
1998	1,401	1,571	3,712

Total Landscape Waste Received (tons): 1997 & 1998

1997 tons per year	1,711
1998 tons per year	1,431

1998 Amounts Used/Sold (cubic yards)

	Composted	Chipped/Shredded
Land Reclamation	0	0

CID RDF #4 Compost Facility (New)

County	Cook
Municipality	Chicago
Location	138th Street & I-94 (Calumet Expressway)
Location (773-646-3099
Hours of operation	Mon. - Sat.: 7 a.m. - 5 p.m.
Wastes Accepted	Landscape waste, mixed municipal waste
Owner	Waste Management of Illinois Inc.*
Operator	Waste Management of Illinois Inc.*

*A subsidiary of USA Waste Services Inc./Waste Management Inc. Midwest

Facility Facts

Identification number	0310390001
Date/Year Open - Date/Year Closed	7-21-98 -
Permit Expires	7-1-03
Facility Inspected By	Chicago Dept. of Environment & Illinois EPA, Maywood Regional Office

Landscape Waste Received (cu. yds): 1997 & 1998

	Grass cu. yds.	Leaves cu. yds.	Brush cu. yds.
1997	N/A	N/A	N/A
1998	N/A	N/A	N/A

Landscape waste components not itemized.

Total Landscape Waste Received (tons): 1997 & 1998

1997 tons per year	N/A
1998 tons per year	3,916

1998 Amounts Used/Sold (cubic yards)

	Composted	Chipped/Shredded
Land Reclamation	N/A	N/A
Daily Landfill Cover	N/A	N/A
Final Landfill Cover	N/A	N/A
Landscaping	N/A	N/A
Land Application at Agronomic Rates	N/A	N/A
Other	N/A	N/A
TOTAL	N/A	N/A

Contacts

Owner

Waste Management of Illinois Inc.*
P.O. Box 1309
Calumet City, Ill. 60409
☎ 773-646-3099

Operator

Waste Management of Illinois Inc.*
P.O. Box 1309
Calumet City, Ill. 60409
☎ 773-646-3099

*A subsidiary of USA Waste Services Inc./Waste Management Inc. Midwest, 1001 Fannin, Suite 4000, Houston, Tex. 77002 *
713-512-6200

DK-Lake Bluff

County	Lake
Municipality	Lake Bluff
Location	664 Rockland Road
Location (847-234-0774
Hours of operation	Mon. - Fri.: 7 a.m. - 5 p.m.; Sat.: 7 a.m. - noon
Wastes Accepted	Grass, Leaves, Brush
Owner	Village of Lake Bluff
Operator	DK Recycling Systems Inc.

Facility Facts

Identification number	0970750012
Date/Year Open - Date/Year Closed	8-2-95 -
Permit Expires	7-25-00
Facility Inspected By	Lake County Health Dept. & Illinois EPA, Maywood Regional Office

Landscape Waste Received (cu. yds): 1997 & 1998

	Grass cu. yds.	Leaves cu. yds.	Brush cu. yds.
1997	2,846	1,259	1,369
1998	3,195	2,481	2,459

Total Landscape Waste Received (tons): 1997 & 1998

1997 tons per year	1,596
1998 tons per year	2,143

1998 Amounts Used/Sold (cubic yards)

	Composted	Chipped/Shredded
Land Reclamation	0	0
Daily Landfill Cover	0	0
Final Landfill Cover	0	0
Landscaping	2,670	0
Land Application at Agronomic Rates	0	0
Other	0	0
TOTAL	2,670	0

Contacts

Elgin Compost Facility

County	Kane
Municipality	Elgin
Location	South McLean Blvd., South of Route 20
Location (847-697-3160
Hours of operation	N/A
Wastes Accepted	Leaves from Elgin's autumn collection*
Owner	City of Elgin
Operator	City of Elgin

*Accepts and processes only leaves collected in Elgin's autumn leaf collection program.

Envrontech Compost Facility (Closed)

County	Grundy
Municipality	Morris
Location	1800 N. Ashley Road
Location (815-942-1800
Hours of operation	N/A
Wastes Accepted	N/A
Owner	Envrontech Inc.*
Operator	Envrontech Inc.*

*A subsidiary of American Disposal Services of Illinois

Facility Facts

Identification number	0638140002
Date/Year Open - Date/Year Closed	12-22-89 - 1997
Permit Expires	N/A
Facility Inspected By	Illinois EPA, Maywood Regional Of0 5 243 10.0Fd Waste3m/rP243 100EPA, Ma

Green Organics Inc.*

County	Kendall
Municipality	Bristol
Location	1270 E. Beecher
Location (630-553-6409
Hours of operation	Mon. - Fri.: 7 a.m. - 4 p.m.; Sat.: 7 a.m. - noon
Wastes Accepted	Grass, Leaves, Brush*
Owner	Scotts/Hydroponex
Operator	O.M. Scott & Sons Co.

*Formerly Scotts Composting

Facility Facts

Identification number	0938010005
Date/Year Open - Date/Year Closed	N/A - N/A
Permit Expires	N/A
Facility Inspected By	Illinois EPA, Maywood Regional Office

Landscape Waste Received (cu. yds): 1997 & 1998

	Grass cu. yds.	Leaves cu. yds.	Brush cu. yds.
1997	29,593	24,680	13,926
1998	2,000	64,546	3,787

Total Landscape Waste Received (tons): 1997 & 1998

1997 tons per year	18,862
1998 tons per year	20,731

1998 Amounts Used/Sold (cubic yards)

	Composted	Chipped/Shredded
Land Reclamation	0	0
Daily Landfill Cover	0	0
Final Landfill Cover	0	0
Landscaping	0	0
Land Application at Agronomic Rates	0	0
Other	0	0
TOTAL	34,320	2,613

*Landscape waste & chipped brush transported off site for bagging purposes.

Contacts

Owner

Scotts/Hydroponex
23580 Bluff Road
Channahon, Ill. 60410
☎ N/A

Operator

O.M. Scott & Sons Co.
14310 Scottslawn Road
Maryville, Ohio 43041
☎ 800-521-7473

Hazel Crest Composting

County	Cook
Municipality	Hazel Crest
Location	2600 W. 170th Place
Location (708-335-9620
Hours of operation	Wed.: 1 p.m. - 7 p.m.; Sat.-Sun.: 9 a.m. - 4 p.m.
Wastes Accepted	Grass, Leaves, Brush
Owner	Village of Hazel Crest
Operator	Village of Hazel Crest

Facility Facts

Identification number	0311170002
Date/Year Open - Date/Year Closed	6-27-90 -
Permit Expires	5-1-04
Facility Inspected By	Illinois EPA, Maywood Regional Office

Landscape Waste Received (cu. yds): 1997 & 1998

	Grass cu. yds.	Leaves cu. yds.	Brush cu. yds.
1997	N/A	N/A	N/A
1998	4,109	4,333	2,656

Grass volume = 1,644 tons; Leaves volume = 867 tons; Brush volume = 398 tons

Total Landscape Waste Received (tons): 1997 & 1998

1997 tons per year	4,109
1998 tons per year	2,909

1998 Amounts Used/Sold (cubic yards)

	Composted	Chipped/Shredded
Land Reclamation	0	0
Daily Landfill Cover	0	0
Final Landfill Cover	0	0
Landscaping	2,247	4,579
Land Application at Agronomic Rates	0	0
Other	0	0
TOTAL	2,247	4,579

Contacts

Owner

Village of Hazel Crest
3000 W. 170th Place
Hazel Crest, Ill. 60429
☎ 708-335-9600

Operator

Village of Hazel Crest
3000 W. 170th Place
Hazel Crest, Ill. 60429
☎ 708-335-9600

James Park Leaf Compost

County	Cook
Municipality	Evanston
Location	2222 Oakton St.
Location (N/A
Hours of operation	N/A
Wastes Accepted	Grass, Leaves, Brush
Owner	City of Evanston
Operator	City of Evanston

Facility Facts

Lake Bluff Municipal #2 Compost Facility

County	Lake
Municipality	Lake Bluff
Location	664 Rockland Road
Location (847-234-0774
Hours of operation	Mon. - Fri.: 7 a.m. - 5 p.m.; Sat.: 7 a.m. - noon
Wastes Accepted	Grass, Leaves, Brush
Owner	Village of Lake Bluff
Operator	DK Recycling Systems Inc.

Facility Facts

Identification number 0970750002

Lake Forest Recycling & Compost Center

County	Lake
Municipality	Lake Forest
Location	Route 60; 1381 W. Kennedy Road
Location (N/A
Hours of operation	Mon. - Fri.: 10 a.m. - 4 p.m.
Wastes Accepted	Grass, Leaves, Brush
Owner	City of Lake Forest
Operator	DK Recycling Systems Inc.

Facility Facts

Identification number	0970800005
Date/Year Open - Date/Year Closed	1993 -
Permit Expires	12-01-02
Facility Inspected By	Lake County Health Dept. & Illinois EPA, Maywood Regional Office

Landscape Waste Received (cu. yds): 1997 & 1998

	Grass cu. yds.	Leaves cu. yds.	Brush cu. yds.
1997	5,257	5,256	2,628

Facility

Nonhazardous Solid Waste Management and Landfill Capacity in Illinois 1998 ~ 1999

Land & Lakes #2 Landfill Compost Facility

County	Cook
Municipality	Chicago
Location	1220 E. 138th St.
Location (773-646-1138
Hours of operation	

Land & Lakes/Wheeling Compost Facility

County	Lake
Municipality	Deerfield
Location	21488 N. Milwaukee
Location (847-520-1857
Hours of operation	Mon. - Fri.: 7 a.m. - 3 p.m.; Sat.: 6 a.m. - 2 p.m.
Wastes Accepted	Landscape waste
Owner	Land & Lakes Co.
Operator	Land & Lakes Co.

Facility Facts

Identification number	0978120004
Date/Year Open - Date/Year Closed	4-2-90 -
Permit Expires	3-26-03
Facility Inspected By	Lake County Health Dept. & Illinois EPA, Maywood Regional Office

Landscape Waste Received (cu. yds): 1997 & 1998

	Grass cu. yds.	Leaves cu. yds.	Brush cu. yds.
1997	N/A	N/A	N/A
1998	N/A	N/A	N/A

Amount of each component was unavailable; Used a conversion factor of 500 pounds per cubic yard.

Total Landscape Waste Received (tons): 1997 & 1998

1997 tons per year	34,649
1998 tons per year	32,560

1998 Amounts Used/Sold (cubic yards)

	Composted	Chipped/Shredded
Land Reclamation	0	0
Daily Landfill Cover	0	0
Final Landfill Cover	500	0
Landscaping	27,589	0
Land Application at Agronomic Rates	0	0
Other	1,665	97
TOTAL	29,754	97

Contacts

Owner

Land & Lakes Co.
Box 778
Park Ridge, Ill. 60068
☎ 847-825-5000

Operator

Land & Lakes Co.
Box 778
Park Ridge, Ill. 60068
☎ 847-825-5000

LDK Compost*

County	Lake
Municipality	Lake Bluff
Location	30010 N. Skokie Hwy.
Location (N/A
Hours of operation	Mon. - Fri.: 7 a.m. - 5 p.m.; Sat.: 7 a.m. - noon
Wastes Accepted	Grass, Leaves, Brush
Owner	MBL Development
Operator	LDK Composting Inc.

*Also known as DK Lenzini Compost Site

Facility Facts

Identification number	0971250014
Date/Year Open - Date/Year Closed	7-26-89 -
Permit Expires	7-26-02
Facility Inspected By	Lake County Health Dept. & Illinois EPA, Maywood Regional Office

Landscape Waste Received (cu. yds): 1997 & 1998

	Grass cu. yds.	Leaves cu. yds.	Brush cu. yds.
1997	14,901	18,123	7,249
1998	15,761	21,162	7,864

Total Landscape Waste Received (tons): 1997 & 1998

1997 tons per year	10,672
1998 tons per year	11,716

Meadowview Yard Waste Conversion (closed)

County	Lake
Municipality	Grayslake
Location	30869 N. Route 83
Location (847-223-5352
Hours of operation	N/A
Wastes Accepted	Landscape waste
Owner	Waste Management of Illinois Inc.*
Operator	Waste Management of Illinois Inc.*

Thelen Sand & Gravel

County	McHenry
Municipality	Antioch
Location	28955 West Route 173-B
Location (847-395-3313
Hours of operation	Mon. - Fri.: 6 a.m. - 6 p.m.
Wastes Accepted	Grass, Leaves, Brush
Owner	Thelen Sand & Gravel
Operator	Thelen Sand & Gravel

Facility Facts

Identification number

Region Three: Peoria/Quad Cities

Region Three: Peoria/Quad Cities

Region Three: Peoria/Quad Cities

Questions and Complaints

Illinois EPA Region Three field office personnel investigate reports of suspected illegal waste disposal, and inspect the region's landfills, transfer stations and compost facilities, except in **Tazewell County**, where joint responsibility has been delegated to a local authority.

Questions or complaints concerning pollution control facilities, open dumping or other incidents should be directed to the office having jurisdiction over the site:

Illinois EPA
5415 N. University St.
Peoria, Ill. 61614
Phone: 309-693-5463
Fax: 309-693-5467

Tazewell County Health Department
21306 Illinois Route 9
Tremont, Ill. 61568-9252
Phone: 309-477-2223 Ext. 221
Fax: 309-925-4381

subsidiary of Peoria Disposal Co. (PDC). Subsidiaries of PDC operate Clinton Landfill #2 and Pike County Landfill.

PDC's 74-acre facility in Peoria is unique: It was one of the state's two active, commercial hazardous waste landfills in 1998. (CID Recycling and Disposal Facility #4, in Chicago, also holds a permit to accept hazardous waste and has only recently been re-activated.)

Spoon Ridge Landfill plans a hiatus

In December 1997, the Agency granted Spoon Ridge Landfill, near Fairview, a permit that would allow the facility's owner and operator, BFI of Illinois Inc., a subsidiary of Browning-Ferris Industries Inc., of Houston, to expand the disposal area from 80 to 372 acres, total landfill area from 995 to 1,038 acres, and raise peak elevation from 813.5 to 915 feet. With a design capacity of 84.6 million airspace cubic yards, the facility has become the state's largest landfill.

Six months later, BFI made an abrupt U-turn when it announced plans to temporarily close Spoon Ridge on June 30, 1998, for one to three years as part of a nationwide effort to cut costs. BFI officials said, in published reports, it will use the time to continue developing transfer stations and securing waste contracts that will eventually allow wastes from greater Chicago area and southeastern Wisconsin to be transported to Spoon Ridge.

Delegated inspections performed in Tazewell County

The Illinois EPA has delegated inspection authority to Tazewell County Health Department for duties usually performed by the Agency's field office, such as investigating all reports of open dumping and other land pollution incidents, and for inspecting the county's two active and two closed landfills and one compost facility.

Transfer station activity was low . . .

Two municipally owned and operated transfer stations handled a little more than 11,000 tons of waste, an amount equal to less than one percent of municipal solid wastes landfilled in the region during 1998.

Transfer Stations: Wastes Handled 1998

	Municipality	County	Tons
Kewanee Solid Waste	Kewanee	Henry	7,600
Monmouth Municipal	Monmouth	Warren	2,200
NEW Wigand ¹	Chillicothe	Peoria	1,378
Total			11,178

¹Opened 3-13-98.

Three: Peoria/Quad Cities

Henry County Landfill #2 (closed)

County	Henry
Municipality	Atkinson
Location	136 Commercial Drive
Location (309-936-7468
Hours of operation	Mon.-Fri.: 7 a.m. - 3 p.m.*
Wastes accepted	Municipal, C & D debris
Tipping fee	\$35 per ton
Owner	Atkinson Landfill Co.
Operator	Atkinson Landfill Co.

*Facility temporarily ceased accepting waste on 6-16-97.

Facility Facts

Knox County Landfill #3

County	Knox
Municipality	Oneida
Location	996 Knox Road 2150 East
Location (309-343-3121
Hours of operation	Mon.-Fri.: 8 a.m. - 4 p.m.; Sat.: 8 a.m. - noon
Wastes accepted	Municipal, nonhazardous special, C & D debris
Tipping fee	\$22.50 per ton
Owner	Knox County Landfill Committee
Operator	Knox County Landfill #3

Facility Facts

Identification number	0958160003
Design capacity, airspace cu.yds.	680,000*
Total permitted landfill area, acres	120
Permitted disposal area, acres	40
Highest permitted elevation, feet (msl)	840
Leachate monitoring stations	1
Groundwater monitoring wells	8
Methane collection system	Under development
Years remaining, estimated by landfill	6
Date/year to open C date/year to close	1982 - 2004

*Cells 4-5 expected to be completed by end of 1997. Cells 1-3 expected to be filled by March 1998.

Wastes Received: 1996, 1997, 1998

	<u>TOTAL WASTES ACCEPTED</u>			<u>OUT OF STATE WASTES ACCEPTED</u>		
	gate cu. yds	tons	tons/day	gate cu/yds.	tons	% of total
1996	164,132	49,737	191	241	73	<1
1997	159,908	48,457	186	495	150	<1
1998	248,490	75,300	290	513	155	<1

1997 State of Origin: Iowa 1998 State of Origin: Iowa

Remaining Capacities: Jan. 1, 1998, and Jan. 1, 1999

1998 certified gate cu. yds. (tons)	1,750,000	(530,000)
1999 certified gate cu. yds. (tons)	1,271,000	(385,000)

*Includes cells 4-5, which were expected to be completed by end of 1997.

Audits and Inspections

Solid Waste Mgt. Fees paid in 1998	\$62,608
Last audited by Illinois EPA	3-24-98
Facility inspected by	Illinois EPA, Peoria Regional Office

Contacts

Owner

Knox County Landfill Committee
 Knox County Courthouse
 Galesburg, Ill. 61401
 (309-341-0901

Operator

Knox County Landfill #3
 P.O. Box 407
 Wataga, Ill. 61448
 (309-341-0901

Pekin Landfill (closed)

County	Tazewell
Municipality	Pekin
Location	11916 Towerline Road
Location (C)	309-348-3679
Hours of operation	Mon.-Fri.: 7:30 a.m. - 3:30 p.m.
Wastes accepted	Municipal, nonhazardous special, C & D debris
Tipping fee	\$6.50 per cubic yard
Owner	Ron Boerema
Operator	Ron Boerema

Facility Facts

Identification number	1798050001
Design capacity, airspace cu.yds.	3,432,234
Total permitted landfill area, acres	103
Permitted disposal area, acres	47
Highest permitted elevation, feet (msl)	650
Leachate monitoring stations	3
Groundwater monitoring wells	8
Methane collection system	None
Years remaining, estimated by landfill	0
Date/year to open C date/year to close	1970 - 11-18-98*

*On 2-19-98, facility received adjusted standard from Illinois Pollution Control Board to remain open to 11-18-98.

Wastes Received: 1996, 1997, 1998

	<u>TOTAL WASTES ACCEPTED</u>			<u>OUT OF STATE WASTES ACCEPTED</u>		
	gate cu. yds	tons	tons/day	gate cu/yds.	tons	% of total
1996	149,588	45,330	174	6,250	1,894	4
1997	149,817	45,399	175	1,440	436	1
1998	100,682	30,510	117	80	24	<1

1997 State of Origin: Indiana, Kentucky, Michigan, Ohio, Wisconsin 1998 State of Origin: Indiana

Remaining /F4 9 Tf (1997) Tf 33262.2-es059Jan..287f2Cb5 375 0.75 re f 260w (Indiana) Tj ET 71

Peoria

County	Peoria
Municipality	Peoria
Location	4349 W. Southport Road
Location (Phone)	309-674-4238
Hours of operation	Mon.-Fri.: 7 a.m. - 3:30 p.m.
Wastes accepted	Nonhazardous special, hazardous*
Tipping fee	\$100 per ton
Owner	Peoria Disposal Co.
Operator	Peoria Disposal Co.

Identification number	1438120003
Capacity, airspace cu.yds.	1,847,000
Landfill area, acres	90
Disposal area, acres	74
Elevation, feet (msl)	670
Monitoring stations	9
Monitoring wells	26
Leachate collection system	None
Watershed designated by landfill	10
Estimated date/year to close	1979 - 2008

Quad Cities Landfill

County Rock Island
Municipality

Spoon Ridge Landfill (inactive)

County	Fulton
Municipality	Fairview
Location	Route 1, Highway 97 North
Location (309-778-2787
Hours of operation	N/A
Wastes accepted	Municipal, nonhazardous special
Tipping fee	\$22.50 per ton
Owner	BFI Waste Systems of North America Inc.*

Tazewell Recycling and Disposal Facility

County	Tazewell
Municipality	East Peoria
Location	3550 E. Washington St.
Location (309-694-0295
Hours of operation	Mon.-Fri.: 6:30 a.m. - 4 p.m.; Sat.: 7 a.m. - 11:30 a.m.
Wastes accepted	Municipal, nonhazardous special, liquids for solidification
Tipping fee	\$18.50 per ton
Owner	Waste Management of Illinois Inc.*
Operator	Waste Management of Illinois Inc.*

*A subsidiary of USA Waste Services Inc./Waste Management Inc. Midwest

Facility Facts

Identification number	1798060004
Design capacity, airspace cu.yds.	4,807,000
Total permitted landfill area, acres	154
Permitted disposal area, acres	110
Highest permitted elevation, feet (msl)	767
Leachate monitoring stations	4
Groundwater monitoring wells	19

Watts Landfill (inactive*)

County	Rock Island
Municipality	Taylor Ridge
Location	8400 77th St. West
Location (309-798-2266
Hours of operation	Mon.-Fri.: 6 a.m. - 4 p.m.; Sat.: 7 a.m. - noon
Wastes accepted	Municipal, nonhazardous special
Tipping fee	\$6.55 per cubic yard
Owner	E.S.G. Watts Inc.
Operator	E.S.G. Watts Inc.

*Permit revoked on 2-5-98 by order of Illinois Pollution Control Board; facility ceased accepting wastes on 3-20-98.

Facility Facts

Identification number	1618000001
Design capacity, airspace cu.yds.	N/A
Total permitted landfill area, acres	77

P 0.0942 0paceOg0563 Tc -0.0563 Tw 0.75 re f 309.759 Tf,0702AityOg0563 Tc -0.0563 7,072AityOg0563 -0

Kewanee Solid Waste Transfer Station

County	Henry
Municipality	Kewanee
Location	Fisher Avenue
Location (309-852-5286
Hours of operation	Mon. - Sat.: 8 a.m. - 2 p.m.
Wastes accepted	Municipal, C & D debris
Tipping fee	\$32.87
Owner	City of Kewanee
Operator	City of Kewanee

Facility Facts

Identification number	0730650023
Opened, year	1993
Facility acreage	2.10

Wastes Received: 1996, 1997, 1998

	<u>Tons per year</u>	<u>Tons per day (average)</u>
1996	7,270	29
1997	7,900	32
1998	7,600	31

Inspections

Facility inspected by	Illinois EPA, Peoria Regional Office
------------------------------	--------------------------------------

Contacts

Owner	Operator
City of Kewanee 200 W. Third St. Kewanee, Ill. 61443 (309-852-2611	City of Kewanee 200 W. Third St. Kewanee, Ill. 61443 (309-852-2611

Wigand Recycling & Transfer Facility (new)

County	Peoria
Municipality	Chillicothe
Location	19908 N. Route 29
Location (309-688-0760
Hours of operation	Mon.- Fri. 7 a.m.- 6 p.m.; Sat. 7a.m.- 2p.m.
Wastes accepted	Municipal
Tipping fee	\$7.51/yd.
Owner	Wigand Disposal Co.*
Operator	Wigand Disposal Co.

Knox County Landfill Compost Site

County	Knox
Municipality	Wataga
Location	Box 407
Location (309-375-6795
Hours of operation	Mon. - Sat. 5 a.m. - 6 p.m.
Wastes Accepted	Landscape waste
Owner	Knox County Landfill Dept.
Operator	Knox County Landfill Dept.

Facility Facts

Identification number	0950600001
Date/Year Open - Date/Year Closed	4-10-90 -
Permit Expires	5-5-03
Facility Inspected By	Illinois EPA, Peoria Regional Office

Landscape Waste Received (cu. yds): 1997 & 1998

	Grass cu. yds.	Leaves cu. yds.	Brush cu. yds.
1997	N/A	N/A	N/A

Monmouth Municipal

County	Warren
Municipality	Monmouth
Location	836 186th Ave.
Location (309-734-2515
Hours of operation	

Pekin Composting Facility

County	Tazewell
Municipality	Pekin
Location	14379 Illinois Route 29
Location (C)	309-353-3333
Hours of operation	Mon. - Fri. 7:30 a.m. - 4 p.m.
Wastes Accepted	Grass, Leaves, Brush
Owner	J. D. Mahoney (Pekin Recycling Center)
Operator	City of Pekin

Facility Facts

Identification number	1790600019
Date/Year Open - Date/Year Closed	4-13-94 -
Permit Expires	4-12-04
Facility Inspected By	Tazewell County Health Dept. & Illinois EPA, Peoria Regional Office

Landscape Waste Received (cu. yds): 1997 & 1998

	Grass cu. yds.	Leaves cu. yds.	Brush cu. yds.
1997	2,919	2,919	2,919
1998	3,230	3,230	3,230

Total Landscape Waste Received (tons): 1997 & 1998

1997 tons per year	2,480
1998 tons per year	2,745

1998 Amounts Used/Sold (cubic yards)

	Composted	Chipped/Shredded
Land Reclamation	0	0
Daily Landfill Cover	0	0
Final Landfill Cover	4,845	0
Landscaping	0	0
Land Application at Agronomic Rates	4,845	0
Other	0	0
TOTAL	9,690	0

Contacts

Owner

J. D. Mahoney (Pekin Recycling Center)
 14379 Illinois Route 29
 Pekin, Ill. 61554
 (C) 309-347-7166

Operator

City of Pekin
 400 Margaret St.
 Pekin, Ill. 61554
 (C) N/A

Peoria City/County Landfill #1 Compost Site

County	Peoria
Municipality	Brimfield
Location	11501 W. Cottonwood Road
Location (309-688-0760
Hours of operation	N/A
Wastes Accepted	Grass, Leaves, Brush
Owner	City of Peoria/County of Peoria/Joint Solid Waste Disposal Facility Board
Operator	Waste Management of Illinois Inc.*

Facility Facts

Identification number	1438165005
Date/Year Open - Date/Year Closed	6-1-90 -
Permit Expires	6-1-03
Facility Inspected By	Illinois EPA, Peoria Regional Office

Landscape Waste Received (cu. yds): 1997 & 1998

Grass cu. yds.	Leaves cu. yds.	Brush cu. yds.
-------------------	--------------------	-------------------

Quad Cities Landfill (closed)

County	Rock Island
Municipality	Milan
Location	13606 Knoxville Road
Location (309-787-2303
Hours of operation	N/A
Wastes Accepted	N/A
Owner	BFI Waste Systems of North America Inc.
Operator	BFI Waste Systems of North America Inc.

Facility Facts

Identification number	1610400007
Date/Year Open - Date/Year Closed	8-22-89 - 4-1-97
Permit Expires	7-1-97
Facility Inspected By	Illinois EPA, Peoria Regional Office

Landscape Waste Received (cu. yds): 1997 & 1998

	Grass cu. yds.	Leaves cu. yds.	Brush cu. yds.
1997	2	0	0
1998	0	0	0

Total Landscape Waste Received (tons): 1997 & 1998

1997 tons per year	120
1998 tons per year	0

1998 Amounts Used/Sold (cubic yards)

	Composted	Chipped/Shredded
Land Reclamation	0	0
Daily Landfill Cover	0	0
Final Landfill Cover	0	0
Landscaping	0	0
Land Application at Agronomic Rates	0	0
Other	0	0
TOTAL	0	0

Contacts

Owner

BFI Waste Systems of North America Inc.
13606 Knoxville Road
Milan, Ill. 61264
(309-787-2303


Operator

BFI Waste Systems of North America Inc.
13606 Knoxville Road
Milan, Ill. 61264
(309-787-2303

**Landfills
Transfer Stations
Compost Facilities**

Region Four: East Central Illinois

1998 vs. 1997



FOUR OF THE STATE'S SEVEN REGIONS REPORTED GREATER landfill capacity than one million cubic yards at the end of 1998 than at the close of the previous year. Region Four was second in the state with an increase of 17.2 million gate cubic yards, or 15.8 percent, and Region One (Northwestern) had a gain of 107.9 million gate cubic yards, or 150.5 percent. Included in Region 4's figure is a 29 million in-place cubic yard expansion at Livingston landfill permitted in February 1997, making it the second largest to add to wi

Region Four: East Central Illinois

With 17.2 million more cubic yards of capacity this year than last (a 15.8% increase) this Region is third behind Region 3 (Peoria/Quad Cities) and Region 1 (Northwestern Illinois) in Illinois in terms of capacity share.

Livingston Landfill dominated waste receipts & capacity. . .

During 1998, Region Four's nine active landfills accepted 9.3 million gate cubic yards of wastes, an increase of some 638,000 cubic yards over 1997's total, only a 7.4% increase.

Livingston Landfill accepted 5.3 million gate cubic yards of wastes, or about 57 percent of wastes landfilled in the region. Livingston led the region and ranked first in the state in wastes received during the year and second in the state in terms of capacity.

Following sharp declines in wastes accepted in recent years, American Disposal Services of Bloomington Landfill was dead last of all 58 landfills that accepted wastes in 1998. In 1994, this facility took in more than 300,000 cubic yards, a number that plummeted to 6,893 cubic yards in 1995, and continued to drop to 293 cubic yards in 1998. Formerly known as Sexton/McLean County Landfill, this facility was acquired by American Disposal Services of Illinois Inc. and renamed in December 1997. The transfer station of the same name ranked 20th in the State for waste transferred.

Macon and Vermilion counties have delegated duties

The Illinois EPA has delegated inspection authority to Ambrow Valley Solid Waste Agency, the Macon County Solid Waste Management Department and the Solid Waste Agency of Illinois: 1998

Region Four: East Central Illinois

Questions and Complaints

Illinois EPA Region Four field office personnel investigate reports of suspected illegal waste disposal, and inspect the region's landfills, transfer stations and compost facilities, except in **Crawford, Macon and Vermilion counties**, where joint responsibility has been delegated to local authorities.

Questions or complaints concerning pollution control facilities, open dumping or other incidents should be directed to the office having jurisdiction over the site:

Illinois EPA
2125 S. 1st St.
Champaign, Ill. 61820
Phone: 217-333-8361
Fax: 217-244-4161

Ambraw Valley Solid Waste Agency
(Crawford County)
Box 83
Robinson, Ill. 62454
Phone: 217-544-7045
Fax: 618-945-7118

Macon County Solid Waste Management Department
Room 501
141 S. Main
Decatur, Ill. 62523
Phone: 217-425-4505
Fax: 217-424-1459

Vermilion County Health Department
200 S. College St., Suite A
Danville, Ill. 61832
Phone: 217-431-2662
Fax: 217-431-7483


Delegation agreements authorize these agencies to conduct many of the duties that would otherwise have to be performed by the Illinois EPA field office: investigating and enforcing suspected violations of land pollution laws and reports of open dumping, and inspecting landfills, transfer stations and compost facilities permitted through the Agency's Bureau of Land. (Inspections also include industrial landfills, or monofills, and landfills that closed prior to 1996; these facilities are not included in this report.)

Ambraw Valley is recently on board in August 1999, inspecting one new landfill and several closed sites. Macon County has one active landfill and two compost facilities, Vermilion County has two active landfills and one compost facility. Neither county contains solid waste transfer stations.

A transfer station in Bloomington handled 82 percent of wastes

The region's transfer stations reported handling more than 152,000 tons of solid wastes in 1998. Of those voluntarily reporting, American Disposal Services facility in Bloomington moved 82 percent of this tonnage showing the slow activity of McLean County's only landfill. Total wastes transferred equaled only 2 percent of the wastes landfilled in Region Four during the year.

Transfer Stations: Wastes Handled 1998



American Disposal Services of Bloomington Landfill

County	McLean
Municipality	Bloomington
Location	West Oakland Avenue Road
Location	309-828-3913
Hours of operation	Mon.-Fri.: 7:30 a.m. - 3 p.m.; Sat.: 7:30 a.m. - 11 a.m.
Wastes accepted	Municipal, nonhazardous special
Tipping fee	\$8.35 per cubic yard
Owner	American Disposal Services of Illinois Inc.*
Operator	American Disposal Services of Illinois Inc.

*Formerly Sexton/McLean County Landfill; facility renamed in December 1997.

Brickyard Disposal and Recycling

County	Vermilion
Municipality	Danville
Location	601 E. Brickyard Road
Location	

Clinton Landfill #2



County DeWitt

Coles County Landfill

County	Coles
Municipality	Charleston
Location	Illinois Route 316 and Loxa Road
Location	217-345-7414
Hours of operation	Mon.-Fri.: 6 a.m. - 3:30 p.m.; Sat.: 6 a.m. - 11 a.m.
Wastes accepted	Municipal, nonhazardous special
Tipping fee	\$10.05 per cubic yard
Owner	ERC/Coles County Landfill
Operator	ERC/Coles County Landfill

*A subsidiary of Allied Waste Industries Inc.

Facility Facts

Identification number	0298050007
Design capacity, airspace cu.yds.	N/A
Total permitted landfill area, acres	80
Permitted disposal area, acres	43
Highest permitted elevation, feet (msl)	735
Leachate monitoring stations	2
Groundwater monitoring wells	19
Methane collection system	Flares
Years remaining, estimated by landfill	2
Date/year to open C date/year to close	1979 - 2000

Wastes Received: 1996, 1997, 1998

	<u>TOTAL WASTES ACCEPTED</u>			<u>OUT OF STATE WASTES ACCEPTED</u>		
	gate cu. yds	tons	tons/day	gate cu/yds.	tons	% of total
1996	311,167	94,293	363	0	0	0
1997	408,428	123,766	476	0	0	0
1998	381,136	115,496	444	0	0	0

1997 State of Origin: N/A 1998 State of Origin: N/A

Remaining Capacities: Jan. 1, 1998, and Jan. 1, 1999

1998 certified gate cu. yds. (tons)	1,148,000	(348,000)
1999 certified gate cu. yds. (tons)	525,000	(159,000)

Audits and Inspections

Solid Waste Mgt. Fees paid in 1998	\$97,759
Last audited by Illinois EPA	11-10-98
Facility inspected by	Illinois EPA, Champaign Regional Office

Contacts

Owner	Operator
ERC/Coles County Landfill 601 E. Brickyard Road Danville, Ill. 61832 (217-442-8139	ERC/Coles County Landfill West Illinois Route 316, P.O. Box 31 Charleston, Ill. 61920 (217-354-7414

*A subsidiary of Allied Waste Industries Inc., 15880 N. Greenway Hayden Loop, Suite 100, Scottsdale, Ariz. 85260 602-423-2946. Regional Office: 13570 St. Charles Rock Road, Bridgeton, Mo. 63044 314-739-1919

Illinois Landfill

County	Vermilion
Municipality	Hoopeston
Location	County Road 4000 North
Location	217-442-5553
Hours of operation	Mon.-Fri.: 7 a.m. - 3:30 p.m.; Sat.: 7 a.m. - 11:30 a.m.
Wastes accepted	Municipal, nonhazardous special
Tipping fee	\$9 per cubic yard
Owner	Illinois Landfill Inc.*
Operator	Illinois Landfill Inc.

*A subsidiary of Allied Waste Industries Inc.

Facility Facts

Identification number	1830450009
Design capacity, airspace cu.yds.	N/A
Total permitted landfill area, acres	N/A
Permitted disposal area, acres	N/A
Highest permitted elevation, feet (msl)	N/A
Leachate monitoring stations	N/A
Groundwater monitoring wells	N/A
Methane collection system	Gas-to-energy (planned)
Years remaining, estimated by landfill	26
Date/year to open C date/year to close	12-31-91 - 2024

Wastes Received: 1996, 1997, 1998

	<u>TOTAL WASTES ACCEPTED</u>			<u>OUT OF STATE WASTES ACCEPTED</u>		
	gate cu. yds	tons	tons/day	gate cu/yds.	tons	% of total
1996	175,763	53,262	205	57,240	17,345	33
1997	145,216	44,005	169	5,911	1,791	4
1998	216,177	65,508	252	9,964	3,019	5

1997 State of Origin: Indiana 1998 State of Origin: Indiana

Remaining Capacities: Jan. 1, 1998, and Jan. 1, 1999

1998 certified gate cu. yds. (tons)	273,000	(83,000)
1999 certified gate cu. yds. (tons)	22,284,000*	(6,753,000)

*Included is a 15-million in-place cubic-yard expansion permit granted on 2-24-98.

Audits and Inspections

Solid Waste Mgt. Fees paid in 1998	\$25,000
Last audited by Illinois EPA	5-5-98
Facility inspected by	Vermilion County Health Department & Ill. EPA, Champaign Reg. Office

Contacts

Owner	Operator
Illinois Landfill Inc.* P.O. Box 29 Hoopeston, Ill. 60942 (217-283-6242	Illinois Landfill Inc. P.O. Box 29 Hoopeston, Ill. 60942 (217-283-6242

*A subsidiary of Allied Waste Industries Inc., 15880 N. Greenway Hayden Loop, Suite 100, Scottsdale, Ariz. 85260 602-423-2946; Regional office 3837 W. 127th St., Alsip, Ill. 60803 708-824-3060

Landfill 33

Livingston Landfill

County	Livingston
Municipality	Pontiac
Location	Rowe Road, west of Route 23
Location	815-844-3054
Hours of operation	Mon.-Sat.: 5:30 a.m. - 6:30 p.m.
Wastes accepted	Municipal, nonhazardous special
Tipping fee	\$23 per ton
Owner	American Disposal Services of Illinois Inc.*
Operator	American Disposal Services of Illinois Inc.

*County Disposal (Illinois) Inc. merged into American Disposal Services of Illinois Inc. in early 1998.

Macon County Landfill

County	Macon
Municipality	Decatur
Location	Bear and Hill Road
Location	217-963-2976
Hours of operation	Mon.-Fri.: 6 a.m. - 3 p.m.; Sat.: 7 a.m. - 1:30 p.m.
Wastes accepted	Municipal, nonhazardous special
Tipping fee	\$24 per ton
Owner	Macon County Landfill Corp.
Operator	Macon County Landfill Corp.

Facility Facts

Streator Area Landfill #3

County	Livingston
Municipality	Streator
Location	Rural Route 7, 211 Coalville Road
Location	815-672-0097
Hours of operation	Mon.-Fri.: 6:30 a.m. - 4 p.m.; Sat.: 6:30 a.m. - noon
Wastes accepted	Municipal, nonhazardous special
Tipping fee	\$26 per ton
Owner	Streator Area Landfill Inc.*
Operator	Streator Area Landfill Inc.

*A subsidiary of Allied Waste Industries Inc.

Facility Facts

Identification number	1054900003
Design capacity, airspace cu.yds.	N/A
Total permitted landfill area, acres	90
Permitted disposal area, acres	20.4
Highest permitted elevation, feet (msl)	657
Leachate monitoring stations	7
Groundwater monitoring wells	20
Methane collection system	Gas-to-energy (planned)
Years remaining, estimated by landfill	4
Date/year to open C date/year to close	1995 - 2003

Western Lion Landfill (closed)

County	Coles
Municipality	Charleston
Location	North Loxa Road
Location	217-235-0240
Hours of operation	N/A
Wastes accepted	Municipal, nonhazardous special
Tipping fee	N/A
Owner	Western Lion Ltd.
Operator	Western Lion Ltd.

Facility Facts

Identification number 0298050006

American Disposal Services of Bloomington Transfer Stn.*

County	McLean
Municipality	Bloomington
Location	Rural Route 9 West
Location	309-828-4214
Hours of operation	Mon. - Fri.: 7:30 a.m. - 3:30 p.m.; Sat.: 7:30 a.m. - 11:30 p.m.
Wastes accepted	Municipal, recyclables, medical waste
Tipping fee	\$8.60/cu. yd.
Owner	American Disposal Services of Illinois Inc.**
Operator	American Disposal Services of Illinois Inc.

*Formerly Bloomington Transfer Station; name change effective December 1997.

Facility Facts

Identification number	1138040002
Opened, year	1978
Facility acreage	7

Wastes Received: 1996, 1997, 1998

	<u>Tons per year</u>	<u>Tons per day (average)</u>
1996	117,450	452
1997	107,198	412
1998	124,373	478

Inspections

Facility inspected by	Illinois EPA, Champaign Regional Office
------------------------------	---

Contacts

Owner	Operator
American Disposal Services of Illinois Inc.** 3837 W. 137th St. Alsip, Ill. 60803 (708-824-3060	American Disposal Services of Illinois Inc. Rural Route #3, Box 145 Bloomington, Ill. 61704 (309-828-4214

**Permit transferred from John Sexton Contractors Co.; approval effective December 1997.

Bloomington Bulk Transfer Station (new)

County	McLean
Municipality	Bloomington
Location	401 S. East St.
Location	309-823-4220
Hours of operation	Mon. - Fri.: 7 a.m. - 3 p.m.
Wastes accepted	White goods, scrap metal, furniture and C & D debris
Tipping fee	\$0
Owner	City of Bloomington, Public Services
Operator	City of Bloomington, Public Services

Facility Facts

Identification number	1130200073
Opened, year	1997*
Facility acreage	<1

*Permit to operate granted Jan. 13, 1997.

Wastes Received: 1996, 1997, 1998

Tons per year

Tons per day (average)

Monticello Transfer Station

County	Piatt
Municipality	Monticello
Location	

Paris Transfer Station

County	Edgar
Municipality	Paris
Location	2 miles west on Springfield Road
Location	N/A
Hours of operation	Mon. - Fri.: 9 a.m. - 4 p.m.
Wastes accepted	Municipal
Tipping fee	\$28/ton
Owner	City of Paris
Operator	Ingrum Waste Disposal

Facility Facts

Identification number	0458080003
Opened, year	1979
Facility acreage	N/A

Wastes Received: 1996, 1997, 1998

	<u>Tons per year</u>	<u>Tons per day (average)</u>
1996	11,745	45
1997	11,745	45
1998	12,500	46

Inspections

Facility inspected by	Illinois EPA, Champaign Regional Office
------------------------------	---

Contacts

Owner	Operator
City of Paris City Building Paris, Ill. 61944 (217-465-7601	Ingrum Waste Disposal 501 Grandview Ave. Paris, Ill. 61944 (217-465-3335

Shelbyville Disposal Service Transfer Station

County	Shelby
Municipality	Shelbyville
Location	West Route 16
Location	217-744-5625
Hours of operation	Mon. - Fri.: 5:30 a.m. - 3 p.m.; Sat.: 5:30 a.m. - noon
Wastes accepted	Municipal
Tipping fee	N/A
Owner	Shelbyville Disposal Service Inc.
Operator	Shelbyville Disposal Service Inc.

Facility Facts

Identification number	1738170003
Opened, year	1984
Facility acreage	1

Wastes Received: 1996, 1997, 1998

	<u>Tons per year</u>	<u>Tons per day (average)</u>
1996	3,915	15
1997	4,605	15
1998	4,605	15

Inspections

Facility inspected by	Illinois EPA, Champaign Regional Office
------------------------------	---

Contacts

Owner

Shelbyville Disposal Service Inc.
West Route 16, P.O. Box 143
Shelbyville, Ill. 62565
(217-774-5625

Operator

Shelbyville Disposal Service Inc.
West Route 16, P.O. Box 143
Shelbyville, Ill. 62565
(217-774-5625

Brickyard Disposal & Recycling Compost Facility

County	Vermilion
Municipality	Danville
Location	601 E. Brickyard Road
Location	217-431-3242
Hours of operation	N/A
Wastes Accepted	Grass, Leaves, Brush
Owner	Brickyard Disposal & Recycling Inc.
Operator	City of Danville

Facility Facts

Identification number	1838040029
Date/Year Open - Date/Year Closed	6-1-90 -
Permit Expires	7-01-01
Facility Inspected By	Vermilion County Health Dept. & Illinois EPA, Champaign Regional Office

Landscape Waste Received (cu. yds): 1997 & 1998

	Grass cu. yds.	Leaves cu. yds.	Brush cu. yds.
1997	3,327	1,981	3,833
1998	3,717	1,861	3,248

Total Landscape Waste Received (tons): 1997 & 1998

1997 tons per year	2,302
1998 tons per year	2,346

1998 Amounts Used/Sold (cubic yards)

	Composted	Chipped/Shredded
Land Reclamation	0	0
Daily Landfill Cover	0	0
Final Landfill Cover	0	0

Coles County Landfill Compost Facility

County	Coles
Municipality	Charleston
Location	West Route 316
Location	217-345-7414
Hours of operation	N/A
Wastes Accepted	Grass, Leaves, Brush
Owner	Allied Waste Industries Inc.
Operator	Allied Waste Industries Inc.

Facility Facts

Identification number	0298050007
Date/Year Open - Date/Year Closed	8-25-89 -
Permit Expires	10-31-02
Facility Inspected By	Illinois EPA, Champaign Regional Office

Landscape Waste Received (cu. yds): 1997 & 1998

	Grass cu. yds.	Leaves cu. yds.	Brush cu. yds.
1997	6	618	6,627.44
1998	20	527	7,394

Total Landscape Waste Received (tons): 1997 & 1998

1997 tons per year	1,357
1998 tons per year	1,222

1998 Amounts Used/Sold (cubic yards)

	Composted	Chipped/Shredded
Land Reclamation	N/A	N/A
Daily Landfill Cover	N/A	N/A
Final Landfill Cover	N/A	N/A
Landscaping	N/A	N/A
Land Application at Agronomic Rates	N/A	N/A
Other	N/A	N/A
TOTAL	N/A	N/A

Contacts

Owner

Allied Waste Industries Inc.
West Route 316, Box 137
Charleston, Ill. 61920
(217-345-7414

Operator

Allied Waste Industries Inc.
West Route 316, Box 137
Charleston, Ill. 61920
(217-345-7414

Landscape Recycling Center

County	Champaign
Municipality	Urbana
Location	706 S. Glover
Location	217-384-2393
Hours of operation	N/A
Wastes Accepted	Grass, Leaves, Brush
Owner	City of Urbana, Public Works
Operator	Landscape Recycling Center

Facility Facts

Identification number	0191050019
Date/Year Open - Date/Year Closed	6-22-90 -
Permit Expires	Permit Renewal Expected
Facility Inspected By	Illinois EPA, Champaign Regional Office

Landscape Waste Received (cu. yds): 1997 & 1998

	Grass cu. yds.	Leaves cu. yds.	Brush cu. yds.
1997	700	27,243	2,766
1998	654	30,554	2,989

Other 50% of incoming compacted mix was converted to cubic yards at a 5:1 ratio for leaves & mixed material and 2:1 conversion for grass.

Total Landscape Waste Received (tons): 1997 & 1998

1997 tons per year	8,329
1998 tons per year	9,649

1998 Amounts Used/Sold (cubic yards)

	Composted	Chipped/Shredded
Land Reclamation	0	0
Daily Landfill Cover	0	0
Final Landfill Cover	800	600
Landscaping	863	2,439
Land Application at Agronomic Rates	0	0
Other	0	0
TOTAL	1,663	3,039

Contacts

Owner

City of Urbana, Public Works
706 S. Glover
Urbana, Ill. 61801
(217-384-2393

Operator

Landscape Recycling Center
1210 E. University
Urbana, Ill. 61801
(217-384-2393

Macon County Landfill Compost Facility

County	Macon
Municipality	Decatur
Location	Bear & Hill Road
Location	217-963-2976
Hours of operation	Mon. - Fri. 8 a.m. - 3 p.m.; Sat.: 8 a.m. - 1:30 p.m.
Wastes Accepted	Landscape waste
Owner	Macon County Landfill Corp.
Operator	Macon County Landfill Corp.

Facility Facts

Identification number	1158040008
Date/Year Open - Date/Year Closed	3-26-90 -
Permit Expires	3-26-03
Facility Inspected By	Macon County Solid Waste Mgt. Dept. & Illinois EPA, Champaign Regional Office

Landscape Waste Received (cu. yds): 1997 & 1998

	Grass cu. yds.	Leaves cu. yds.	Brush cu. yds.
1997	N/A	N/A	N/A
1998	N/A	N/A	N/A

Amount of each component was unavailable; Weighed in bulk.

Total Landscape Waste Received (tons): 1997 & 1998

1997 tons per year	4,151
1998 tons per year	3,814

1998 Amounts Used/Sold (cubic yards)

	Composted	Chipped/Shredded
Land Reclamation	0	0
Daily Landfill Cover	11,608	0
Final Landfill Cover	2,509	0
Landscaping	0	0
Land Application at Agronomic Rates	0	0
Other	0	0
TOTAL	14,117	0

Contacts

Owner

Macon County Landfill Corp.
Rural Route 8, Box 115-Hill Road
Decatur, Ill. 62522
(217-963-2976

Operator

Macon County Landfill Corp.
Rural Route 8, Box 115-Hill Road
Decatur, Ill. 62522
(217-963-2976

**Landfills
Transfer Stations
Compost Facilities**

Region Five: West Central Illinois

1998 vs. 1997

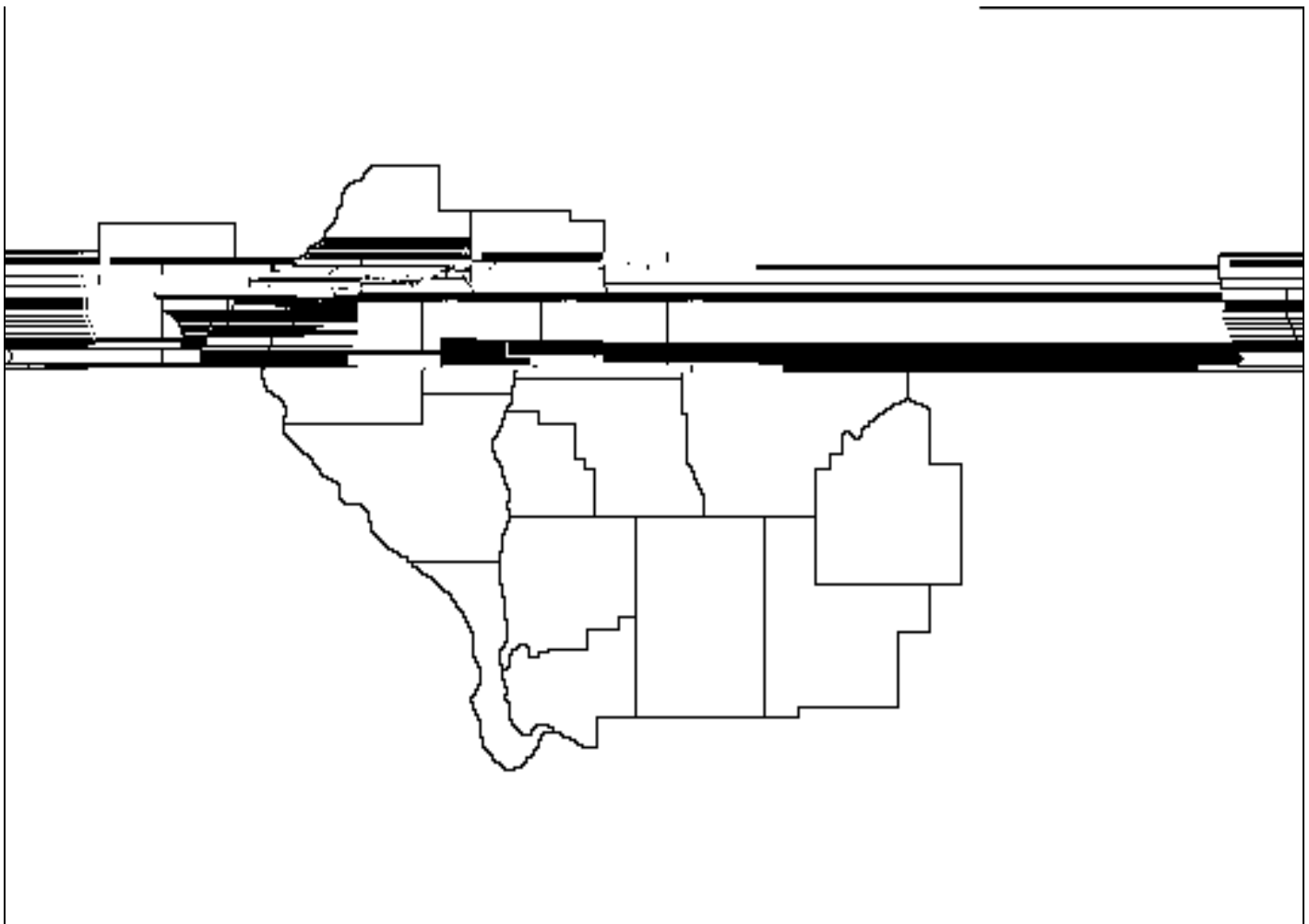


WASTES LANDFILLED IN REGION FIVE DURING 1998 amounted to only 4.3 percent of the state's total. Only Region Seven in Southern Illinois, with 4.0 percent of the state's total, was lower.

Region Five's four active landfills accepted less than two million gate cubic yards of wastes during 1998. This volume decreased 1997's total wastes landfilled by 4.8 percent, or just less than 100,000 gate cubic yards.

Landfill life exceeds statewide average

As a region, West Central Illinois has the second most landfill life remaining; (37.5 years); tied for first place is Region 1 (Northwestern Illinois) and Region 3 (Peoria/Quad Cities) with 38.5 each. On the low end, Metropolitan East St. Louis (Region 6) and Chicago Metropolitan Area (Region 2) have 7.9 and 6.8 years remaining respectively.



Court-ordered closed landfill distorts capacity figures

As of Jan. 1, 1999, the region's landfills reported a total capacity of 72.3 million gate cubic yards, a 2.2 percent increase from the year before. However, about a quarter of this capacity has been frozen since Sangamon Valley Landfill, in Springfield, was closed by court order on Feb. 27, 1995. Nevertheless, the facility continues to report having 18.9 million gate cubic yards of certified capacity.

The facility is not formally closed and is regarded as inactive. It could re-open, providing it successfully completes a number of remedies that would satisfy the court. But until then, its capacity, which is 14th highest of 56 landfills reporting available space, remains inaccessible.

On the positive side, Five Oaks Recycling and Disposal Facility, Taylorville, ranked fifth in the state in available capacity. Five Oaks, along with 28th place Pike County Landfill, in Baylis, and Litchfield-Hillsboro Landfill (29th) have the potential to provide Region Five more than 40 years of landfill capacity.

Three counties have delegation agreements

The Illinois EPA has delegated inspection authority to the Christian County Solid Waste Management Department, Montgomery County Health Department and Sangamon County Department of Public Health.

Delegation agreements authorize these agencies to conduct many of the duties that would otherwise have to be performed by the Illinois EPA field office: investigating and enforcing suspected violations of land pollution laws and reports of open dumping, and inspecting landfills, transfer stations and compost facilities permitted through the Agency's Bureau of Land. (Inspections also include industrial landfills, or monofills, and landfills that closed prior to 1996; these facilities are not included in this report.)

Region Five: West Central Illinois

Only five recycling coordinators (out of 17 counties) in Region Five provided data for 1998. Recycling rates in these five counties — Christian, Logan, Montgomery, Morgan, and Sangamon — ranged from 4 percent to a high of 29 percent, yielding an average 23 percent for 1998's recycling efforts.

The multi-year average for the full region, which includes recycling data reaching back to 1992, is 26 percent. —

Municipal Waste Management Plans

The Solid Waste Planning and Recycling Act required all Illinois counties and the city of Chicago to develop waste management plans by 1995. To 0.008

Municipal Wastes Recycled

County	Estimated Population as of 7-1-98	Waste Generated		Waste Recycled	
		Tons	PCD	Tons	Percent
Adams	67,851	69,573	6	18,274	26
Brown ¹	6,345	2,965	2.7	90	3
Calhoun	4,960	2,879	3.2	36	1
Cass ¹	13,223	7,245	3	117	2
Christian	34,608	30,360	4.8	9,399	24
Greene	15,639	11,572	4.1	634	6
Jersey	19,355	19,355	5	1,009	5
Logan ^{1&2}	31,317	22,998	4	4,140	18
Macoupin	49,214	18,307	2.1	1,338	7
Mason ¹	16,885	9,193	3	242	3
Menard	12,345	6,485	3.2	103	2
Montgomery	30,992	17,436	3.1	2,977	17
Morgan	36,056	28,295	4.3	6,547	23
Pike ¹	17,287	9,709	3.1	293	3
Sangamon ¹	191,597	116,047	3.3	55,193	32
Schuyler ¹	7,625	4,217	3.1	112	3
Scott ¹	5,591	3,192	3.1	85	3
Totals	560,890	379,828	3.7	100,589	26%³

¹ Has residential recycling ordinance.
² Has commercial recycling ordinance.
³ Regional average.

Five Oaks Recycling and Disposal Facility

County	Christian
Municipality	Taylorville
Location	890 E. 1500 North Road
Location (217-824-3942
Hours of operation	Mon.-Fri.: 7 a.m. - 3 p.m.; Sat.: 7 a.m. - 11 a.m.
Wastes accepted	Municipal, nonhazardous special, liquids for solidification
Tipping fee	\$20 per ton
Owner	Waste Management of Illinois Inc.*
Operator	Waste Management of Illinois Inc.

*A subsidiary of USA Waste Services Inc./Waste Management Inc. Midwest

Facility Facts

Identification number	0218160006
Design capacity, airspace cu.yds.	N/A
Total permitted landfill area, acres	

Litchfield-Hillsboro Landfill

County	Montgomery
Municipality	Litchfield
Location	Route 16 East
Location (217-324-2811
Hours of operation	Mon.-Fri.: 7 a.m. - 4 p.m.
Wastes accepted	Municipal, nonhazardous special
Tipping fee	\$18.34 per ton
Owner	Litchfield-Hillsboro Landfill
Operator	Litchfield-Hillsboro Landfill

*A subsidiary of Liberty Waste Services Ltd.

Facility Facts

Pike County Landfill

County	Pike
Municipality	Baylis
Location	Rural Route 1
Location (309-676-4893
Hours of operation	Mon.-Fri.: 7 a.m. - 3 p.m.
Wastes accepted	Municipal, nonhazardous special
Tipping fee	\$8.75 per cubic yard
Owner	Pike County Landfill Inc.*
Operator	Pike County Landfill Inc.

*A subsidiary of Peoria Disposal Co.

Facility Facts

Identification number	1498160001
Design capacity, airspace cu.yds.	5,200,000
Total permitted landfill area, acres	77
Permitted disposal area, acres	69
Highest permitted elevation, feet (msl)	836
Leachate monitoring stations	6
Groundwater monitoring wells	11
Methane collection system	None
Years remaining, estimated by landfill	22
Date/year to open C date/year to close	12-31-75 - 2021

RCS Landfill

County	Jersey
Municipality	Jerseyville
Location	1336 W. Crystal Lake Road
Location (618-656-6912
Hours of operation	Mon.-Fri.: 7 a.m. - 5 p.m.
Wastes accepted	Municipal, nonhazardous special
Tipping fee	\$24 per ton
Owner	RCS Inc.*
Operator	RCS Inc.

*A subsidiary of Allied Waste Industries Inc.

Facility Facts

Identification number	0830250012
Design capacity, airspace cu.yds.	N/A
Total permitted landfill area, acres	190
Permitted disposal area, acres	24
Highest permitted elevation, feet (msl)	662
Leachate monitoring stations	2
Groundwater monitoring wells	9
Methane collection system	None
Years remaining, estimated by landfill	45
Date/year to open C date/year to close	1-31-95 - 2043

Wastes Received: 1996, 1997, 1998

	<u>TOTAL WASTES ACCEPTED</u>			<u>OUT OF STATE WASTES ACCEPTED</u>		
	gate cu. yds	tons	tons/day	gate cu/yds.	tons	% of total
1996	635,072	192,446	740	423,327	128,281	67
1997	67,203	20,365	78	678	205	1
1998	76,568	23,202	89	0	0	0

1997 State of Origin: Missouri 1998 State of Origin: Illinois only

Remaining Capacities: Jan. 1, 1998, and Jan. 1, 1999

1998 certified gate cu. yds. (tons)	3,891,000	(1,179,000)
1999 certified gate cu. yds. (tons)	3,422,000	(1,037,000)

Audits and Inspections

Solid Waste Mgt. Fees paid in 1998	\$11,300
Last audited by Illinois EPA	6-16-98
Facility inspected by	Illinois EPA, Springfield Regional Office

Contacts

Owner	Operator
RCS Inc.* 1336 Crystal Lake Road Jerseyville, Ill. 62052 (618-656-6912	RCS Inc. 1336 W. Crystal Lake Road Jerseyville, Ill. 62052 (618-656-6912

*A subsidiary of Allied Waste Industries Inc., 15880 N. Greenway Hayden Loop, Suite 100, Scottsdale, Ariz. 85260 * 602-423-2946. Regional office: 13570 St. Charles Rock Road, Bridgeton, Mo. 63044 * 314-739-1919

Sangamon Valley Landfill (inactive*)

County	Sangamon
Municipality	Springfield
Location	2565 Sandhill Road
Location (217-525-4030
Hours of operation	N/A
Wastes accepted	Municipal, nonhazardous special
Tipping fee	N/A
Owner	E.S.G. Watts Inc.
Operator	E.S.G. Watts Inc.

*Court order issued 2-27-95 prohibits facility from taking waste.

Facility Facts

Waste Management/Pana Transfer Station

Dirksen Parkway Compost Facility

County	Sangamon
Municipality	Springfield
Location	2901 S. Dirksen Parkway
Location (N/A
Hours of operation	N/A
Wastes Accepted	Grass, Leaves, Brush
Owner	Secretary of State, Physical Services
Operator	Secretary of State, Physical Services

Facility Facts

Identification number	1671200110
Date/Year Open - Date/Year Closed	6-22-90 -
Permit Expires	1-11-04
Facility Inspected By	Sangamon County Dept. of Public Health & Illinois EPA, Springfield Regional Office

Landscape Waste Received (cu. yds): 1997 & 1998

Grass cu. yds.	Leaves cu. yds.	Brush cu. yds.
17s.7ce		

O p a t o r 1 0

18 Am Cous Ulos/Solved (bbliyar yds98

Quincy Compost Facility

County	Adams
Municipality	Quincy
Location	730 Maine St.
Location (C)	217-228-4557
Hours of operation	N/A
Wastes Accepted	Grass, Leaves, Brush
Owner	Quincy Compost Facility
Operator	Quincy Compost Facility

Facility Facts

Identification number	0010650038
Date/Year Open - Date/Year Closed	2-27-90 -
Permit Expires	9-24-03
Facility Inspected By	Illinois EPA, Springfield Regional Office

Landscape Waste Received (cu. yds): 1997 & 1998

	Grass cu. yds.	Leaves cu. yds.	Brush cu. yds.
1997	2,980	6,265	Unknown
1998	2,850	6,965	Unknown

Estimated volumes; No weight scale.

Total Landscape Waste Received (tons): 1997 & 1998

1997 tons per year	2,445
1998 tons per year	3,230

1998 Amounts Used/Sold (cubic yards)

	Composted	Chipped/Shredded
Land Reclamation	0	0
Daily Landfill Cover	0	0
Final Landfill Cover	0	0
Landscaping	~1,000	~2,000
Land Application at Agronomic Rates	0	0
Other	0	0
TOTAL	~1,000	~2,000

Contacts

Owner

Quincy Compost Facility
730 Maine St., Suite 215
Quincy, Ill. 62301
(217-228-4557

Operator

Quincy Compost Facility
200 E. Lock & Dam Road
Quincy, Ill. 62301
(217-228-4557

Sangamon One

County	Sangamon
Municipality	Springfield
Location	Rural Route 4, Recreation Drive
Location (N/A
Hours of operation	N/A
Wastes Accepted	Brush
Owner	City of Springfield
Operator	City of Springfield

Facility Facts

Identification number 1671200134Sangamon

**Landfills
Transfer Stations
Compost Facilities**

Region Six: Metropolitan East St. Louis

1998 vs. 1997

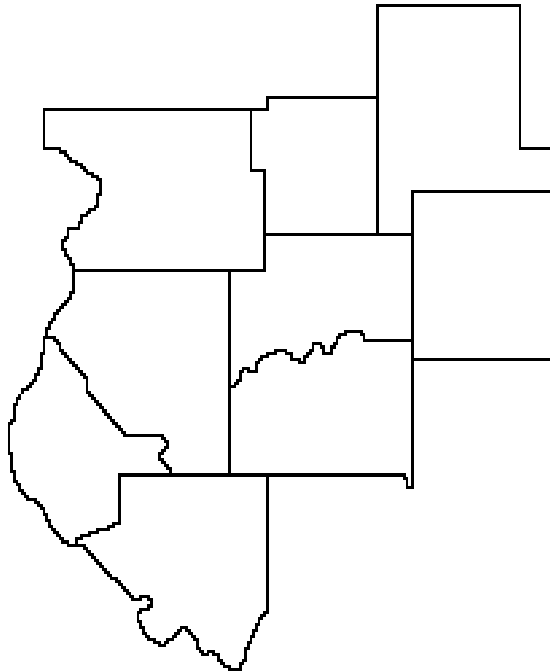
AS OF JAN. 1, 1999, THE REGION'S FIVE LANDFILLS reported a total capacity decline of 8.4 percent. The available capacity of 50.4 million gate cubic yards recorded for that date was 4.6 million gate cubic yards short of the volume reported one year earlier. This was one of those region(s) in the state to report a decline in capacity.

Included in these capacity figures is almost nine million gate cubic yards reported by D & L Landfill, in Greenville, a facility that re-opened in October 1997.

Sharper focus

Other percentages help bring this snapshot into sharper focus: Region Six, as of Jan. 1, 1999, contributed 6.7 percent of the state's available landfill capacity; and during 1998, these facilities absorbed 14.2 percent of solid wastes landfilled statewide.

The more than six million gate cubic yards of wastes landfilled in the Region in 1998 were more than 325,000 million gate cubic yards, or 5.4 percent more than the previous year. As might be expected,



Region Six: Metropolitan East St. Louis

Metropolitan East St. Louis and Chicago Metropolitan areas have less landfill life than other parts of the state; (7.9 and 6.8 years remaining respectively).

Counties	9
Area (square miles)	5,061
Population (est.)	712,317
Landfill life expectancy	
Years remaining	7.9

New landfill being developed in St. Clair County

The region's capacity is expected to receive an enormous boost in the near future when Cottonwood Hills Recycling and Disposal Facility (RDF), near Marissa, begins accepting wastes. The facility occupies a total area of 437 acres and is seeking, initially, a permitted disposal area of 206 acres, and a design airspace capacity of 42 million cubic yards.

Airspace is the bubble that will be filled by wastes, by daily cover (soil or alternative materials spread atop the wastes at the end of each working day) and, finally, by the landfill's final clay and topsoil cap.

Cottonwood Hills will be some 3 1/2 times larger than BFI Modern Landfill, in Belleville, which closed in 1997, but only about half the size of the proposed Spoon Ridge Landfill expansion in Region Three.

Having gained a development permit in late 1997, Spoon Ridge recently announced plans to close temporarily, opening the door for Cottonwood Hills to possibly become the state's largest landfill in terms of available capacity.

Greater than half of wastes came from out of state

Salem Municipal Landfill #2 was the only facility in the region that did not accept out-of-state wastes. Other landfills thrived on them. Of total wastes accepted in the Region Six, 3.5 million cubic yards, or 55.4 percent, originated elsewhere.

Landfills

Region Six: Metropolitan East St. Louis

Questions and Complaints

Illinois EPA region Six field office

Region Six: Metropolitan East St. Louis

Typically, one facility tends to dominate composting activities. In this case, BFI Modern Landfill's site in Belleville composted 54 percent of the region's landscape wastes.

Compost Facilities: Wastes Accepted 1998

	Municipality	County	Tons
BFI Modern Landfill	Belleville	St. Clair	34,334
Centralia Landscape	Centralia	Marion	60
D & L Landfill ¹	Greenville	Bond	N/A
Milam RDF	Madison	St. Clair	20,392
Nashville Municipal	Nashville	Washington	486
Red Bud Composting	Red Bud	Randolph	155
Roxana Landfill Authority	Roxana	Madison	5,306
Salem Municipal LF #2	Salem	Marion	1,380
South Chain of Rocks	Madison	Madison	1,681
Total			63,794

¹Inactive in 1998

Recycling rates varied from one to 58 percent

The Illinois EPA encourages but does not regulate recycling, and is not obligated to collect and report recycling data; it does, however, as a public service, seek this information from county recycling coordinators.

Recycling rates in Region Six ranged from a low of one percent to a high of 58 percent. Nearly half of this data was for 1990 and 1994, resulting in a regional average recycling rate of 32 percent. —

Municipal Wastes Recycled

County	Estimated Population as of 7-1-98	Waste Generated		Waste Recycled	
		Tons	PCD	Tons	Percent
Bond	17,070	6,577	2.4	1,289	20
Clinton	34,777	17,215	2.7	3,000	18
Fayette	21,604	19,657	5.1	4,158	21
Madison ¹	258,641	290,967	6.2	79,289	30
Marion	42,035	41,561	4.5	5,282	15
Monroe	25,931	14,670	3.1	1,365	10
Randolph	34,082	26,236	4.2	940	4

Cottonwood Hills RDF (under development)

County	St. Clair
Municipality	Marissa
Location	1 mile Northwest of Marissa
Location (708-409-3548
Hours of operation	Mon.-Fri.: 6 a.m. - 5 p.m.; Sat.: 7 a.m. - noon
Wastes accepted	Municipal, nonhazardous special
Tipping fee	N/A
Owner	Village of Marissa*
Operator	Waste Management of Illinois Inc.*

*Co-owned by Village of Marissa & Waste Management of Illinois Inc.

Facility Facts

Locatnumb(Owner)1030.75 0 TD /F5 9 Tf 0 Tc 0 T630755017Inc.

Milam Recycling and Disposal Facility

County	St. Clair
Municipality	East St. Louis
Location	601 Madison Road
Location (618-271-6788 Ext. 122
Hours of operation	Mon.-Fri.: 4 a.m. - 4 p.m.; Sat.: 5 a.m. - 2 p.m.
Wastes accepted	Municipal, nonhazardous special
Tipping fee	\$30.33 per ton
Owner	Waste Management of Illinois Inc.*
Operator	Waste Management of Illinois Inc.*

*A subsidiary of USA Waste Services Inc./Waste Management Inc. Midwest

Facility Facts

Identification number	1630450001
Design capacity, airspace cu.yds.	15,163,000
Total permitted landfill area, acres	176
Permitted disposal area, acres	176
Highest permitted elevation, feet (msl)	567
Leachate monitoring stations	1
Groundwater monitoring wells	26

Roxana Landfill Authority

County	Madison
Municipality	Roxana
Location	4600 Cahokia Creek Road
Location (618-656-6912
Hours of operation	Mon.-Fri.: 5 a.m. - 4 p.m.; Sat.: 7 a.m. - noon
Wastes accepted	Municipal, nonhazardous special
Tipping fee	\$22.50 per ton
Owner	Roxana Landfill Authority Inc.*
Operator	Roxana Landfill Authority Inc.*

*A subsidiary of Allied Waste Industries Inc.

Facility Facts

Identification number	1190900002
Design capacity, airspace cu.yds.	N/A
Total permitted landfill area, acres	104
Permitted disposal area, acres	72
Highest permitted elevation, feet (msl)	592
Leachate monitoring stations	1
Groundwater monitoring wells	14
Methane collection system	Flares
Years remaining, estimated by landfill	13
Date/year to open C date/year to close	1975 - 2012

Salem Municipal Landfill #2

County	Marion
Municipality	Salem
Location	East Lake St.
Location (618-548-2222
Hours of operation	Mon.-Fri.: 8 a.m. - 3 p.m.
Wastes accepted	Municipal, nonhazardous special
Tipping fee	\$7.50 per cubic yard
Owner	City of Salem
Operator	City of Salem

Facility Facts

Identification number	1218130007
Design capacity, airspace cu.yds.	457,000
Total permitted landfill area, acres	49
Permitted disposal area, acres	22
Highest permitted elevation, feet (msl)	574
Leachate monitoring stations	N/A
Groundwater monitoring wells	12
Methane collection system	None
Years remaining, estimated by landfill	14
Date/year to open C	

tw (None) .75021A150 .750211532

Bethalto Waste Transfer Facility

County	Madison
Municipality	Bethalto
Location	Albers Lane & Culp Lane
Location (608-377-8013
Hours of operation	By appointment
Wastes accepted	Bulk municipal
Tipping fee	N/A
Owner	Village of Bethalto, Public Works
Operator	Village of Bethalto, Public Works

Facility Facts

Identification number 1190150006
Opened, year

D & L Disposal Transfer Station

County

Granite City Landscape Transfer (New)

County	Madison
Municipality	Granite City
Location	800 25th Street
Location (618-452-6222
Hours of operation	Spring & Fall, M - F: 8 a.m. - 4 p.m. Summer, M - F 8 a.m. - 8 p.m.
Wastes accepted	Landscape waste
Tipping fee	N/A
Owner	Granite City, City of
Operator	Granite City Street Department

Facility Facts

Identification number	1190405136
Opened, year	1997*
Facility acreage	5.19

*Permitted to operate 2-18-97.

Wastes Received: 1996, 1997, 1998

	<u>Tons per year</u>	<u>Tons per day (average)</u>
1996	N/A	N/A
1997	N/A	N/A
1998	N/A	N/A

Inspections

Facility inspected by	Illinois EPA, Collinsville Regional Office & Madison County Environmental Department
------------------------------	--

Contacts

Owner	Operator
Granite City, City of 2000 Edison Granite City, Ill. 62040 (618-452-6214	Granite City Street Department 2301 Adams St. Granite City, Ill. 62040 (618-452-6222

Nameoki Township Transfer Station

County	Madison
Municipality	Granite City
Location	4250 Highway 162
Location (618-931-1230
Hours of operation	First Monday of the month
Wastes accepted	Bulk Municipal
Tipping fee	N/A
Owner	Nameoki Township
Operator	Loren Madison

Facility Facts

Identification number	1198130023
Opened, year	1992
Facility acreage	N/A

Wastes Received: 1996, 1997, 1998

Tons per year

Facility Facts

Identification number 1570600020

Opened year 1994

Wood River Central Processing Facility (under development)

County	Madison
Municipality	Wood River
Location	15 Enviroway Parkway,

Centralia Landscape & Waste Recycling

County	Marion
Municipality	Centralia
Location	N/A
Location (N/A
Hours of operation	N/A
Wastes Accepted	Grass, Leaves
Owner	City of Centralia, Public Works
Operator	City of Centralia, Public Works

Facility Facts

Identification number	1218020012
Date/Year Open - Date/Year Closed	2-28-90 -
Permit Expires	7-14-03
Facility Inspected By	Illinois EPA, Collinsville Regional Office

Landscape Waste Received (cu. yds): 1997 & 1998

	Grass cu. yds.	Leaves cu. yds.	Brush cu. yds.
1997	130	45	0
1998	130	40	0

Total Landscape Waste Received (tons): 1997 & 1998

1997 tons per year	61
1998 tons per year	60

1998 Amounts Used/Sold (cubic yards)

	Composted	Chipped/Shredded
Land Reclamation	0	0
Daily Landfill Cover	0	0
Final Landfill Cover	0	0
Landscaping	17	0
Land Application at Agronomic Rates	0	0
Other	0	90
TOTAL	17	90

Contacts

Owner

City of Centralia, Public Works
222 S. Poplar St.
Centralia, Ill. 62801
(618-533-7644

Operator

City of Centralia, Public Works
222 S. Poplar St.
Centralia, Ill. 62801
(618-533-7644

D & L Landfill Compost Facility (Inactive)

County	Bond
Municipality	Greenville
Location	

Milam RDF Compost Facility

County	St. Clair
Municipality	Madison
Location	601 Madison Road
Location (618-271-6788 Ext. 122
Hours of operation	Mon. - Fri.: 4 a.m. - 4 p.m.; Sat.: 5 a.m. - 2 p.m.
Wastes Accepted	Grass, Leaves, Brush
Owner	Waste Management of Illinois Inc.
Operator	Waste Management of Illinois Inc.

Facility Facts

Identification number	1630450001
Date/Year Open - Date/Year Closed	4-16-90 -
Permit Expires	4-1-01
Facility Inspected By	St. Clair County Health Dept. & Illinois EPA, Collinsville Regional Office

Landscape Waste Received (cu. yds): 1997 & 1998

	Grass cu. yds.	Leaves cu. yds.	Brush cu. yds.
1997	23,620	11,812	23,620
1998	31,372	15,686	31,372

Amounts accepted were estimated to be 40% grass, 40% brush, and 20% leaves by volume.

Total Landscape Waste Received (tons): 1997 & 1998

1997 tons per year	14,763
1998 tons per year	20,392

1998 Amounts Used/Sold (cubic yards)

	Composted	Chipped/Shredded
Land Reclamation	0	0
Daily Landfill Cover	78,430	0
Final Landfill Cover	0	0
Landscaping	0	0
Land Application at Agronomic Rates	0	0
Other	0	0
TOTAL	78,430	0

Contacts

Owner

Waste Management of Illinois Inc.
601 Madison Road
East St. Louis, Ill.

Operator

Waste Management of Illinois Inc.
601 Madison Road

Nashville Municipal Compost Facility

County	Washington
Municipality	Nashville
Location	9384 N. Washington Road
Location (N/A
Hours of operation	N/A
Wastes Accepted	Grass, Leaves
Owner	City of Nashville
Operator	City of Nashville

Facility Facts

Identification number	1890300009
Date/Year Open - Date/Year Closed	6-11-90 -
Permit Expires	09-30-02
Facility Inspected By	Illinois EPA, Collinsville Regional Office

Landscape Waste Received (cu. yds): 1997 & 1998

	Grass cu. yds.	Leaves cu. yds.	Brush cu. yds.
1997	933	1,932	0
1998	608	1,216	0

Total Landscape Waste Received (tons): 1997 & 1998

1997 tons per year	759
1998 tons per year	486

1998 Amounts Used/Sold (cubic yards)

	Composted	Chipped/Shredded
Land Reclamation	0	0
Daily Landfill Cover	0	0
Final Landfill Cover	243	0
Landscaping	45	0
Land Application at Agronomic Rates	0	0
Other	89	0
TOTAL	377	0

Some compost given away to city residents.

Contacts

Owner

City of Nashville
190 N. East Court St.
Nashville, Ill. 62263
(618-327-8918

Operator

City of Nashville
190 N. East Court St.
Nashville, Ill. 62263
(618-327-8918

Red Bud Composting Facility (Inactive)

County	Randolph
Municipality	Red Bud
Location	N/A
Location (N/A
Hours of operation	N/A
Wastes Accepted	Grass, Brush
Owner	City of Red Bud, City Superintendent
Operator	City of Red Bud, City Superintendent

Facility Facts

Identification number	1570450002
Date/Year Open - Date/Year Closed	9-27-90 -
Permit Expires	Permit application under review.

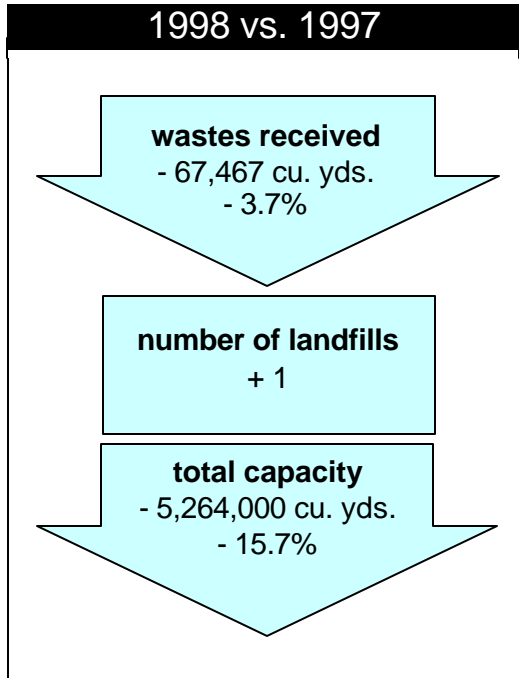
Roxana Landfill Authority Compost Facility

County Madison

M Tw (30) Tj 6.75 0 6TD /F4 -5 f -0.306 Tc 0 (Tc (250
Madiso53
adison

**Landfills
Transfer Stations
Compost Facilities**

Region Seven: Southern Illinois



REGION SEVEN'S FOUR ACTIVE LANDFILLS ACCEPTED almost 1.8 million gate cubic yards of wastes during 1998. This volume was 3.7 percent, or 67,467 gate cubic yards, less than 1997's total.

In terms of municipal wastes landfilled statewide, Region Seven received the least: four percent of 1998's total volume. Region Two (Chicago Metropolitan) took in the most: 35.7 percent.

Southern Illinois Regional Landfill, near DeSoto, dropped from tenth ranking in wastes received in 1997 to 19th in 1998, and accounted for nearly 50 percent of the wastes landfilled in the region during the year.

Of the more than 836,000 gate cubic yards of wastes received by Southern Illinois Regional in 1998, some 257,000 gate cubic yards, or 31 percent, came from Kentucky and Missouri.

Lawrence County Regional Landfill, Bridgeport the region's newest landfill, accepted about twenty percent of out-of-state wastes in 1998, from Indiana and Kentucky. The regional percentage of such wastes



Capacity Increase -
Capacity Decrease -

Region Seven: Southern Illinois

is 17 percent, considerably less than Region Six (Metropolitan East St. Louis), where out-of-state wastes comprised 55 percent of total wastes landfilled.

Capacity dropped almost 16 percent

As of Jan. 1, 1999 the region's landfills reported a total capacity of 28.2 million gate cubic yards, for a 15.7 percent decrease in regional capacity, some 5.3 million gate cubic yards less than what was reported on Jan. 1, 1998.

New landfill opens in Lawrence County

Lawrence County Regional Landfill, in Bridgeport, opened its gates on April 1, 1998. The facility expects to operate for at least ty Regeasteu

Region Seven: Southern Illinois

Questions and Complaints

Illinois EPA Region Seven field office personnel investigate reports of suspected illegal waste disposal, and inspect the region's landfills, transfer stations and compost facilities, except in **Jackson, Perry, Lawrence, Richland and Wayne counties**, where joint responsibility has been delegated to local authorities.

Questions or complaints concerning
pollu 3s5 re f BT counties



Lawrence County Regional Landfill (new)

County	Lawrence
Municipality	Bridgeport
Location	Illinois Route 250, Road 550E
Location	888-936-9400
Hours of operation	Mon.-Fri.: 7 a.m. - 4 p.m.; Sat.: 7 a.m.- noon
Wastes accepted	Municipal, nonhazardous special
Tipping fee	\$30 per ton
Owner	Lawrence County Disposal Centre Inc.
Operator	S & S Grading of Illinois Inc.*

*A subsidiary of Eastern Environmental Services Inc.

Facility Facts

Identification number	1010100002
Design capacity, airspace cu.yds.	5,700,000
Total permitted landfill area, acres	75

Saline County Landfill

County	Saline
Municipality	Harrisburg
Location	5000 Whitesville Road

nc.

County	Wayne
Municipality	Fairfield
Location	Illinois State Route 15 W, Rural Route 1
Location	N/A
Hours of operation	Mon.-Fri.: 7 a.m. - 3 p.m.; Sat.: 7 a.m. - 11 a.m.
Wastes accepted	Municipal, nonhazardous special
Tipping fee	\$26 per ton
Owner	Wayne County Landfill, Ill. Inc.*
Operator	Wayne County Landfill, Ill. Inc.*

Identification number 1918040003

Mt. Vernon Transfer Station

County	Jefferson
Municipality	Mt. Vernon
Location	1106 Rackaway
Location	618-242-3654

Mt. Carmel Compost Facility (Inactive)

County	Wabash
Municipality	Mt. Carmel
Location	220 S. Stadium Road
Location	618-262-4822
Hours of operation	N/A
Wastes Accepted	Grass, Leaves, Brush
Owner	City of Mt. Carmel
Operator	City of Mt. Carmel

Facility Facts

Identification number	1850200017
Date/Year Open - Date/Year Closed	5-18-90 -
Permit Expires	Permit application under review
Facility Inspected By	Illinois EPA, Marion Regional Office

Landscape Waste Received (cu. yds): 1997 & 1998

	Grass cu. yds.	Leaves cu. yds.	Brush cu. yds.
1997	182	1,506	3,696
1998	184	1,300	4,083

Total Landscape Waste Received (tons): 1997 & 1998

1997 tons per year	910
1998 tons per year	928

1998 Amounts Used/Sold (cubic yards)

	Composted	Chipped/Shredded
Land Reclamation	0	3,873
Daily Landfill Cover	0	0
Final Landfill Cover	0	0
Landscaping	157	176
Land Application at Agronomic Rates	1,183	0
Other	0	0
TOTAL	1,340	4,049

Contacts

Owner

City of Mt. Carmel
219 Market St.
Mt. Carmel, O p e r, a t o t . C a r m e l

Operator

City of Mt. Carmel
219 Market St.

New Earth

County	Williamson
Municipality	Carterville
Location	Route 3, Box 6A
Location	618-985-5007
Hours of operation	N/A
Wastes Accepted	Grass, Leaves, Brush
Owner	New Earth
Operator	New Earth

Facility Facts

Identification number	1998520006
Date/Year Open - Date/Year Closed	4-4-90 -
Permit Expires	4-4-03
Facility Inspected By	Illinois EPA, Marion Regional Office

Landscape Waste Received (cu. yds): 1997 & 1998

Grass	Leaves
cu. yds.	cu.

**Solid Waste Landfill
Owners and Operators
Alphabetic by Facility**

Appendix A: Solid Waste Landfill Owners and Operators

	Municipality	Owner	Operator	Status	Page
American Disp. Serv. Landfill	Bloomington	American Disposal Services of Illinois	American Disposal Services of Illinois	A	R4.6
Beecher Development Co. LF	Beecher	Beecher Development Co.	John Sexton Contractors Co.	IA	R2.9
BFI Modern Landfill	Belleville	BFI Wst. Stms. of North America Inc. ¹	BFI Wst. Stms. of North America Inc. ¹	C	R6.6
Brickyard Disp. & Recyc.	Danville	Brickyard Disp. & Recyc. ³	Brickyard Disp. & Recyc. ³	A	R4.7
CDT Landfill	Joliet	CDT Landfill Corp.	CDT Landfill Corp.	A	R2.10

Appendix A: Solid Waste Landfill Owners and Operators

	Municipality	Owner	Operator	Status	Page
Roxana Landfill Authority	Roxana	Roxana Landfill Authority Inc. ³	Roxana Landfill Authority Inc. ³	A	R6.10
Salem Municipal Landfill #2	Salem	City of Salem	City of Salem	A	R6.11
Saline County Landfill	Harrisburg	Saline County Landfill Inc. ⁷	Saline County Landfill Inc. ⁷	A	R7.7
Sangamon Valley Landfill	Springfield	E.S.G. Watts Inc.	E.S.G. Watts Inc.	IA	R5.10
Settler's Hill Recyc. & Disp. Facility	Settler's Hill	Recyc. & Disp. F7t rg	552 13.5 re fhavi		

**Solid Waste Landfill
Owners and Operators
Alphabetic by County**

Appendix B: Solid Waste Landfill Owners and Operators

County Municipality	Facility Identification No.	Owner	Operator
Bond Greenville	D & L Landfill 0050050001	D & L Landfill Inc. Rural Route 3, Box 59, 900 Willard St. Greenville, Ill. 62246 618-664-2587	D & L Landfill Inc. Rural Route 3, Box 59, 900 Willard St. Greenville, Ill. 62246 618-664-2587
Christian Taylorville	Five Oaks Recycling and Disposal Facility 0218160006	Waste Management of Illinois Inc. 890 E. 1500 N. Road Taylorville, Ill. 62568 217-824-3942	Waste Management of Illinois Inc. 890 E. 1500 N. Road Taylorville, Ill. 62568 217-824-3942
Coles Charleston	Coles County Landfill 0298050007	ERC/Coles County Landfill 601 E. Brickyard Road Danville, Ill. 61832 217-442-8139	ERC/Coles County Landfill West Illinois Route 316, P.O. Box 31 Charleston, Ill. 61920 217-354-7414
Coles Charleston	Western Lion Landfill 0298050006 (closed 1-20-96)	Western Lion Ltd. Box 682 Charleston, Ill. 61920 217-345-9505	Western Lion Ltd. Box 682 Charleston, Ill. 61920 217-345-9505
Cook Calumet City/Chicago	CID Recycling and Disposal Facility #3 0316000030	Waste Management of Illinois Inc. P.O. Box 1309 Calumet City, Ill. 60409 773-646-3099	Waste Management of Illinois Inc. P.O. Box 1309 Calumet City, Ill. 60409 773-646-3099
Cook Calumet City/Chicago	CID Recycling and Disposal Facility #4 0310390001	Waste Management of Illinois Inc. P.O. Box 1309 Calumet City, Ill. 60409 773-646-3099	Waste Management of Illinois Inc. P.O. Box 1309 Calumet City, Ill. 60409 773-646-3099
Cook Hillside	Congress Development Co. Landfill 0318170002	Congress Development Co. 1815 S. Wolf Road Hillside, Ill. 60162 708-547-3703	John Sexton Sand & Gravel Corp. 1815 S. Wolf Road Hillside, Ill. 60162 708-547-3703
Cook Chicago	Land & Lakes #3/ Harbor View Landfill 0316000034 (closed 10-16-98)	Stony Island Reclamation Co. 123 N. Northwest Highway, P.O. Box 778 Park Ridge, Ill. 60068 847-825-5000	Land & Lakes Co. 123 N. Northwest Highway, P.O. Box 778 Park Ridge, Ill. 60068 847-825-5000
Cook Dolton	River Bend Prairie Landfill 0310690003	Land & Lakes Co. 123 N. Northwest Highway, P.O. Box 778 Park Ridge, Ill. 60068 847-825-5000	Land & Lakes Co. 123 N. Northwest Highway, P.O. Box 778 Park Ridge, Ill. 60068 847-825-5000
DeKalb DeKalb	DeKalb County Landfill 0378020001	Waste Management of Illinois Inc. 18370 Somonauk Road DeKalb, Ill. 60115 815-758-6906	Waste Management of Illinois Inc. 18370 Somonauk Road DeKalb, Ill. 60115 815-758-6906
DeWitt Clinton	Clinton Landfill #2 0398080007	Clinton Landfill #2 Inc. P.O. Box 9071 Peoria, Ill. 61612 309-676-4893	Clinton Landfill #2 Inc. P.O. Box 9071 Peoria, Ill. 61612 309-676-4893
DuPage Naperville	Greene Valley Landfill 0438030001 (closed 8-31-96)	Forest Preserve Dist. of DuPage County 9 S. 610 Greene Road Naperville, Ill. 60565 630-904-1010	Waste Management of Illinois Inc. 9 S. 610 Greene Road Naperville, Ill. 60540 630-904-1010
DuPage Hanover Park	Mallard Lake Landfill 0438010004 (closed 3-9-99)	Forest Preserve Dist. of DuPage County 26 W. 580 Schick Road Hanover Park, Ill. 60103 630-894-9000	

Appendix B: Solid Waste Landfill Owners and Operators

County Municipality	Facility Identification No.	Owner	Operator
Fulton Fairview	Spoon Ridge Landfill 0578080002 (inactive 6-30-98)	BFI Wst. Stms. of North America Inc. Route 1, Highway 97 North Fairview, Ill. 61432 309-778-2787	BFI Wst. Stms. of North America Inc. Route 1, Highway 97 North Fairview, Ill. 61432 309-778-2787
Grundy Morris	Community Landfill 0630600001	City of Morris 320 Wauponsee St. Morris, Ill. 60450 815-942-0103	Community Landfill Co. 13901 S. Ashland Ave. Riverdale, Ill. 60827 708-388-9910
Grundy Morris	Environtech Landfill 0638140002	Environtech Inc. 1800 N. Ashley Road Morris, Ill. 60450 815-942-1800	Environtech Inc. 1800 N. Ashley Road Morris, Ill. 60450 815-942-1800
Henry Atkinson	Henry County Landfill #2 0730200003 (closed since 6-16-97)	Atkinson Landfill Co. 200 N. Talman Ave. Chicago, Ill. 60612 773-638-7676	Atkinson Landfill Co. 200 N. Talman Ave. Chicago, Ill. 60612 773-638-7676
Jackson DeSoto	Southern Illinois Regional Landfill 0770200002	Southern Illinois Regional Landfill Inc. 1540 Landfill Road DeSoto, Ill. 62924 618-867-2356	Southern Illinois Regional Landfill Inc. 1540 Landfill Road DeSoto, Ill. 62924 618-867-2356
Jersey Jerseyville	RCS Landfill 0830250012	RCS Inc. 1336 Crystal Lake Road Jerseyville, Ill. 62052 618-656-6912	RCS Inc. 1336 W. Crystal Lake Road Jerseyville, Ill. 62052 618-656-6912
Kane Batavia	Settler's Hill Recycling and Disposal Facility 0890100009	Kane County 719 S. Batavia Ave. Geneva, Ill. 60134 630-208-5173	Waste Management of Illinois Inc. 1031 E. Fabyan Parkway Batavia, Ill. 60510 630-232-7664
Kane South Elgin	Woodland Recycling and Disposal Facility 0894830005	Waste Management of Illinois Inc. 7 N. 500 Route 25 South Elgin, Ill. 60177 630-232-7664	Waste Management of Illinois Inc. 7 N. 500 Route 25 South Elgin, Ill. 60177 630-232-7664
Kankakee Chebanse	Kankakee Recycling and Disposal Facility 0910550006	Waste Management of Illinois Inc. 6000 South Road Chebanse, Ill. 60922 815-937-5539	Waste Management of Illinois Inc. 6000 South Road Chebanse, Ill. 60922 815-937-5539
Knox Oneida	Knox County Landfill #3 0958160003	Knox County Landfill Committee Knox County Courthouse Galesburg, Ill. 61401 309-341-0901	Knox County Landfill #3 P.O. Box 407 Wataga, Ill. 61448 309-341-0901
Lake Grayslake	Countryside Landfill 0970250003	Countryside Landfill 31725 N. Route 83 Grayslake, Ill. 60030 847-223-2722	Countryside Landfill 31725 N. Route 83 Grayslake, Ill. 60030 847-223-2722
Lake Libertyville	Lake County Grading Co. Landfill 0970900001 (closed 8-22-96)	Lake County Grading Co. Routes 21 and 120, Box I Libertyville, Ill. 60048 847-362-2590	Lake County Grading Co. Routes 21 and 120, Box I Libertyville, Ill. 60048 847-362-2590
Lake Zion	Winthrop Harbor/ BFI #1 - Phase B 0978020001 (closed 7-18-97)	BFI Wst. Stms. of North America Inc. 701 Green Bay Road Zion, Ill. 60099 847-746-5777	BFI Wst. Stms. of North America Inc. 701 Green Bay Road Zion, Ill. 60099 847-746-5777
Lake Zion	Zion Landfill 0978020002 (opened 5-26-98)	BFI Wst. Stms. of North America Inc. 701 Green Bay Road Zion, Ill. 60099 847-731-5110	BFI Wst. Stms. of North America Inc. 701 Green Bay Road Zion, Ill. 60099 847-731-5110

Appendix B: Solid Waste Landfill Owners and Operators

County Municipality	Facility Identification No.	Owner	Operator
LaSalle Ottawa	LandComp Landfill 0990808103 (new, opened 11-6-98)	LandComp Corp. P.O. Box 520 Ottawa, Ill. 61350 815-434-1808	LandComp Corp. P.O. Box 520 Ottawa, Ill. 61350 815-434-1808
LaSalle Ottawa	States Land Improvement #2 0990800017 (closed 9-18-97)	States Land Improvement Corp. Box 520 Ottawa, Ill. 61350-0520 815-434-1808	States Land Improvement Corp. Box 520 Ottawa, Ill. 61350-0520 815-434-1808
Lawrence Bridgeport	Lawrence County Regional Landfill 1010100002 (opened 4-1-98)	Lawrence County Disposal Centre Inc. 2628 Linwood Drive Vincennes, Ind. 47591 812-886-5581	S & S Grading of Illinois Inc. Rural Route 3, Box 892, P.O. Box 147 Sumner, Ill. 62466 888-936-9400
Lee Dixon	Dixon/GROP Landfill #2 1038010002 (closed, ceased accepting waste 12-23-98)	City of Dixon 121 W. Second St. Dixon, Ill. 61021 815-288-1485	Allied Waste Industries of Illinois Inc. 1279 N. Bataan Road Dixon, Ill. 61021 815-288-4607
Lee Dixon	Lee County Landfill 1030205110 (new, opened 11-11-98)	Lee County Landfill Inc. 1214 S. Bataan Road Dixon, Ill. 61021 815-288-4607	Lee County Landfill Inc. 1214 S. Bataan Road Dixon, Ill. 61021 815-288-4607
Livingston Pontiac	Livingston Landfill 1058210002	American Disp. Services of Illinois Inc. 3837 West 127th St. Alsip, Ill. 60803 708-824-3060	American Disp. Services of Illinois Inc. P.O. Box 646 Pontiac, Ill. 61764 815-844-3054
Livingston Streator	Streator Area Landfill #3 1054900003	Streator Area Landfill Inc. 211 Coalville Road Streator, Ill. 61364 815-672-0097	Streator Area Landfill Inc. 211 Coalville Road Streator, Ill. 61364 815-672-0097
Macon Decatur	Macon County Landfill 1158040008	Macon County Landfill Corp. Rural Route 8, Box 115, Hill Road Decatur, Ill. 62522 217-963-2976	Macon County Landfill Corp. Rural Route 8, Box 115, Hill Road Decatur, Ill. 62522 217-963-2976
Madison Roxana	Roxana Landfill Authority 1190900002	Roxana Landfill Authority Inc. 4600 Cahokia Creek Road Roxana, Ill. 62025 618-656-6912	Roxana Landfill Authority Inc. 4600 Cahokia Creek Road Roxana, Ill. 62084 618-656-6912
Madison Granite City	South Chain of Rocks RDF-Phase 2 1198010002	Waste Management of Illinois Inc. 3399 W. Chain of Rocks Road Granite City, Ill. 62040 618-271-6788 Ext. 122	Waste Management of Illinois Inc. 3399 W. Chain of Rocks Road Granite City, Ill. 62040 618-271-6788 Ext. 122
Marion Salem	Salem Municipal Landfill #2 1218130007	City of Salem 101 S. Broadway Salem, Ill. 62881 618-548-2222	City of Salem 101 S. Broadway Salem, Ill. 62881 618-548-2222
McDonough Macomb	Envirofil of Illinois Landfill 1098100003	Envirofil of Illinois Inc. 13998 E. 1400th St., P.O. Box 375 Macomb, Ill. 61455 309-833-4779	Envirofil of Illinois Inc. 13998 E. 1400th St., P.O. Box 375 Macomb, Ill. 61455 309-833-4779

McL3 Tc (McL -9 T1.25 /F2 8.25 Tf -0.1232 Tc45Macomb)6731 Gomingt -9.75 8.2Tj 0 -9.75 TD -0.1303 55

Appendix B: Solid Waste Landfill Owners and Operators

County Municipality	Facility Identification No.	Owner	Operator
<p>Ogle Davis Junction</p>	<p>Orchard Hills Landfill 1410175005 (new, opened 1-13-98)</p>	<p>BFI Wst. Stms. of North America Inc. 8290 Highway 251 Davis Junction, Ill. 61020 815-874-9000</p>	<p>BFI Wst. Stms. of North America Inc. 8290 Highway 251 Davis Junction, Ill. 61020 815-874-9000</p>
<p>Ogle Dement Twp.</p>	<p>Rochelle Municipal Landfill #2 1418030020</p>	<p>City of Rochelle Sixth Street & Fifth Avenue Rochelle, Ill. 61068 815-562-6772</p>	<p>Rochelle Waste Disposal LLC 1101 S. Seventh St. Rochelle, Ill. 61068 815-562-6718</p>
<p>Peoria Edwards</p>	<p>Peoria City/County</p>		

Appendix B: Solid Waste Landfill Owners and Operators

County Municipality	Facility Identification No.	Owner	Operator
Stephenson Freeport	Freeport Municipal Landfill #4 1770200015	City of Freeport 230 W. Stephenson St. Freeport, Ill. 61032 815-235-8207	City of Freeport 230 W. Stephenson St. Freeport, Ill. 61032 815-235-8207
Tazewell Pekin	Pekin Landfill 1798050001 (closed 11-18-98)	Ron Boerema 11916 Towerline Road Pekin, Ill. 61554 309-348-3679	Ron Boerema 11916 Towerline Road Pekin, Ill. 61554 309-348-3679
Tazewell East Peoria	Tazewell Recycling and Disposal Facility 1798060004	Waste Management of Illinois Inc. 3550 E. Washington Street East Peoria, Ill. 61611 309-694-0295	Waste Management of Illinois Inc. 3550 E. Washington Street East Peoria, Ill. 61611 309-694-0295
Vermilion Danville	Brickyard Disposal and Recycling 1838040029	Brickyard Disposal and Recycling P.O. Box 515 Danville, Ill. 61834 217-442-8139	Brickyard Disposal and Recycling P.O. Box 515 Danville, Ill. 61834 217-431-3272
Vermilion Hoopeston	Illinois Landfill 1830450009	Illinois Landfill Inc. P.O. Box 29 Hoopeston, Ill. 60942 217-283-6242	Illinois Landfill Inc. P.O. Box 29 Hoopeston, Ill. 60942 217-283-6242
Wayne Fairfield	Wayne County Landfill, Ill. Inc. 1918040003	Wayne County Landfill, Ill. Inc. P.O. Box 391 Fairfield, Ill. 62837 618-842-4294	Wayne County Landfill, Ill. Inc. P.O. Box 391 Fairfield, Ill. 62837 618-842-4294
Whiteside Morrison	Prairie Hill Recycling and Disposal Facility 1950350014	Whiteside County 200 E. Knox St. Morrison, Ill. 61270 815-772-7654	Waste Management of Illinois Inc. 18762 Lincoln Road Morrison, Ill. 61270 630-232-7664
Will Beecher	Beecher Development Co. Landfill (inactive) 1978010001 (closed 7-18-96; still reports capacity)	Beecher Development Co. 1815 S. Wolf Road Hillside, Ill. 60162 708-449-1250	John Sexton Contractors Co. 1815 S. Wolf Road Hillside, Ill. 60162 708-449-1250
Will Joliet	CDT Landfill 1978170006 (to close May 1999)	CDT Landfill Corp. 2851 Mound Road Joliet, Ill. 60436 815-741-0736	CDT Landfill Corp. 2851 Mound Road Joliet, Ill. 60436 815-741-0736
Will Elwood	Laraway Recycling and Disposal Facility 1970450002	Waste Management of Illinois Inc. 21101 W. Laraway Road Elwood, Ill. 60421 815-727-6148	Waste Management of Illinois Inc. 21101 W. Laraway Road Elwood, Ill. 60421 815-727-6148
Will Plainfield	Wheatland Prairie Recycling and Disposal Facility 1978200004	Waste Management of Illinois Inc. 25244 W. 111th St. Plainfield, Ill. 60544 630-904-1010	Waste Management of Illinois Inc. 25244 W. 111th St. Plainfield, Ill. 60544 630-904-1010
Winnebago Rockford	Winnebago Reclamation Service 2018080001	Winnebago Reclamation Service Inc. 8403 Lindenwood Road Rockford, Ill. 61109 815-874-4806	Winnebago Reclamation Service Inc. 8403 Lindenwood Road Rockford, Ill. 61109 815-874-4806

**Solid Waste Landfills
Ranked by
Wastes Received**

1998

Appendix C: Solid Waste Landfills Ranked by Wastes Received: 1998

	Municipality	County	Gate Cu. Yds.	Calculated Tons	Rank	Remarks	Page
Livingston Landfill	Pontiac	Livingston	5,319,565	1,611,989	1	Expn. Granted 2-19-97	R4.12
Milam Recyc. & Disp. Facility	East St. Louis	St. Clair	4,804,632	1,455,949	2	68% out-of-state waste	R6.10
Mallard Lake Landfill	Hanover Park	DuPage	3,152,203	955,213	3	Closed 3-9-99	R2.22
Settler's Hill Recyc. & Disp. Facility	Batavia	Kane	3,050,916	924,520	4		R2.24
Land & Lakes #3/Harbor View Landfill	Chicago	Cook	2,098,965	636,050	5	Closed 10-16-98	R2.20
Orchard Hills Landfill	Davis Junction	Ogle	1,412,146	427,923	6	New, opened 1-13-98	R1.11
Countryside Landfill	Grayslake	Lake	1,382,555	418,956	7		R2.15
Tazewell Recyc. & Disp. Facility	East Peoria	Tazewell	1,368,057	414,563	8		R3.15
Winnebago Reclamation Service	Rockford	Winnebago	1,283,676	388,993	9		R1.15
Woodland Recyc. & Disp. Facility	South Elgin	Kane	1,267,663	384,140	10		R2.27
Five Oaks Recyc. & Disp. Facility	Taylorville	Christian	1,107,761	335,758	11		R5.6
Macon County Landfill	Decatur	Macon	1,053,230	319,161	12	Expn. granted 6-1-98	R4.13
Wheatland Prairie RDF	Plainfield	Will	1,008,693	305,665	13	Re-opened in June 1996	R2.25
Upper Rock Island County Landfill	East Moline	Rock Island	1,000,356	303,000	14		R3.16
Zion Landfill	Zion	Lake	964,685	292,329	15		R2.28
Roxana Landfill Authority	Roxana	Madison	925,832	280,555	16		R6.10
Quad Cities Landfill	Milan	Rock Island	863,650	261,712	17	50% out-of-state waste	R3.13
Congress Development Co. Landfill	Hillside	Cook	842,646	225,347	18	Nearing closure	R2.14
Southern Illinois Regional Landfill	DeSoto	Jackson	836,430	253,464	19		R7.8
Dixon/GROP Landfill #2	Dixon	Lee	819,224	248,250	20	Closed 12-23-98	R1.7
Clinton Landfill #2	Clinton	DeWitt	759,500	230,152	21		R4.8
Brickyard Disposal and Recycling	Danville	Vermilion	748,588	226,845	22		R4.7
Streator Area Landfill #3	Streator	Livingston	693,813	210,246	23		R4.14
South Chain of Rocks RDF-Phase 2	Granite City	Madison	540,779	163,872	24		R6.12
CDT Landfill	Joliet	Will	507,000	153,636	25	Nearing closure	R2.10
Prairie Hill Recyc. & Disp. Facility	Morrison	Whiteside	467,307	141,608	26	Opened 8-26-96	R1.12
Litchfield-Hillsboro Landfill	Litchfield	Montgomery	439,899	133,303	27		R5.7
Environtech Landfill	Morris	Grundy	433,093	131,240	28	Expn. granted 11-26-97	R2.16
Peoria City/County Landfill #2	Brimfield			Southern Illi4nu			

**Solid Waste Landfills
Ranked by
Remaining Capacities**

Jan. 1, 1999

Appendix D: Solid Waste Landfills Ranked by Remaining Capacities: Jan. 1, 1999

	Municipality	County	Gate Cu. Yds.	Calculated Tons	Rank	Remarks	Page
Spoon Ridge Landfill	Fairview	Fulton	130,465,000	39,535,000	1	Inactive 6-30-98	R3.14
Livingston Landfill	Pontiac	Livingston	59,318,000	17,975,000	2	Expn. Granted 2-19-97	R4.12
Prairie Hill Recyc. & Disp. Facility	Morrison	Whiteside	55,735,000	16,889,000	3	Opened 8-26-96	R1.12



**Solid Waste
Transfer Station
Owners and Operators**

Alphabetic by Facility

Appendix E: Solid Waste Transfer Station Owners and Operators

	Municipality	Owner	Operator	Status	Page
34th Street Mat'l. Recov. & Recyc.	Chicago	Chicago Department of Environment	Waste Management of Illinois Inc. ⁵	A	R2.29
American Disp. Serv. TS	Bloomington	American Disposal Services of Illinois	American Disposal Services of Illinois	A	R4.16
American Wood Recycling TS	Hoffman Estates	American Wood Recycling Inc.	American Wood Recycling Inc.	A	R2.30
Apollo Disposal Service TS	Momence	Apollo Disposal Service ¹	Apollo Disposal Service ¹	N	R2.31
Arc Disposal Co. Trans. Stn.	Mt. Prospect	Republic Services Inc.	Arc Disposal Co. Inc.	A	R2.32
Area Disposal Transfer Station	Lincoln	Peoria Disposal Co.	Area Disposal	A	R5.11
Banner-Western Trans. & Recycling	Rockdale	Waste Management of Illinois Inc. ⁵	Waste Management of Illinois Inc. ⁵	A	R2.33
Best Lawns Trans. Stn.	Streamwood	Best Lawns Inc.	Best Lawns Inc.	A	R2.34
Bethalto Waste Transfer Facility	Bethalto	Village of Bethalto, Public Works	Village of Bethalto, Public Works	A	R6.13

BFI - Evanston Trans. Stn. EvanstonF2 8.25 Tf -0.08630 Tw (EvanstonF2 8.A 48 610. f BT 7ge of Bethalto, Pu975 607.5 0.75 13.5 re f BT 66.7

Appendix E: Solid Waste Transfer Station Owners and Operators

	Municipality	Owner	Operator	Status	Page
Nameoki Township Transfer Station	Granite City	Nameoki Township	Loren Madison	A	R6.16
National/Speelman Transfer Station	Chicago	National Waste Services Inc. ¹	National Waste Services Inc. ¹	A	R2.62
Northwest Mat'l. Recov. & Recyc.	Chicago	Chicago Department of Environment	Waste Management of Illinois Inc. ⁵	A	R2.63

A1.63

**Solid Waste
Transfer Station
Owners and Operators**

Alphabetic by County

Appendix F: Solid Waste Transfer Station Owners and Operators

County Municipality	Facility Identification No.	Owner	Operator
Bond Greenville	D & L Disposal Transfer Station 0050055049	D & L Disposal LLC 815 Willard St. Greenville, Ill. 62246 618-664-3185	D & L Disposal LLC 815 Willard St. Greenville, Ill. 62246 618-664-3185

Appendix F: Solid Waste Transfer Station Owners and Operators

County Municipality	Facility Identification No.	Owner	Operator
Cook Chicago	BFI Waste Systems of North America 0316280008	BFI Waste Systems of North America Inc. 1220 W. Carroll Ave. Chicago, Ill. 60607 312-829-5741	BFI Waste Systems of North America Inc. 1220 W. Carroll Ave. Chicago, Ill. 60607 312-829-5741
Cook Chicago	Calumet Transfer Station (New) 0316005603 (opened 4-27-98)	Liberty Waste Services of Illinois LLC 625 Liberty Ave., Suite 3100 Pittsburgh, Penn. 15222 312-284-5201	Liberty Waste Services of Illinois LLC 625 Liberty Ave., Suite 3100 Pittsburgh, Penn. 15222 312-284-5201
Cook Chicago	Chicago Disposal Transfer Station 0316465002	Chicago Disposal Inc. 11834 S. Ewing Ave. Chicago, Ill. 60607 773-978-7800	Chicago Disposal Inc. 11834 So. Ewing Ave. Chicago, Ill. 60607 773-978-7800
Cook Chicago	CID Material Recovery & Recycling Facility 0310395011 (opened 11-22-95)	Waste Management of Illinois Inc. 3001 Butterfield Road Oak Brook, Ill. 60148 630-572-8800	CID Material Recovery and Recyc. Facility 13707 S. Jeffrey Ave. Chicago, Ill. 60633 773-646-0200
Cook Chicago	City Transfer Systems 0316310003	Allied Waste Transportation 2608 S. Damen Ave. Chicago, Ill. 60608 773-579-3600	National Waste Services Inc. 2608 S. Damen Ave. Chicago, Ill. 60608 773-579-3600
Cook Chicago	D & D Disposal Service Transfer Station 0316310014	Allied Waste Transportation 2608 S. Damen Ave. Chicago, Ill. 60608 773-579-3600	National Waste Serv. Inc./Loop Transfer 2401 S. Laflin St. Chicago, Ill. 60608 312-942-0042
Cook Cicero	Frank F. Kucera Co. Transfer Station 0310510004	Frank F. Kucera Co. 1800 S. Laramie Cicero, Ill. 60804 708-652-0025	Frank F. Kucera Co. 1800 S. Laramie Cicero, Ill. 60804 708-652-0025
Cook Blue Island	Great Lakes Disposal Transfer Station 0310240023	Great Lakes Disposal Inc. 13546 S. Western Ave. Blue Island, Ill. 60406 708-388-9999	Great Lakes Disposal Inc. 13546 S. Western Ave. Blue Island, Ill. 60406 708-388-9999
Cook Blue Island	Ill., _____ 0397314		

Appendix F: Solid Waste Transfer Station Owners and Operators

County Municipality	Facility Identification No.	Owner	Operator
Cook Chicago	Medill Material Recovery & Recycling Facility 0316075074 (opened 10-27-95)	Chicago Department of Environment 30 N. LaSalle St., 25th Floor	

Appendix F: Solid Waste Transfer Station Owners and Operators

County Municipality	Facility Identification No.	Owner	Operator
Cook Stickney	Waste Mgt.- Metro/Stickney Transfer Station 0313000001	Waste Management of Illinois Inc. 3003 Butterfield Road Oak Brook, Ill. 60521 630-572-8800	Waste Management of Illinois Inc. 3815 S. Laramie Ave. Stickney, Ill. 60650 708-656-5350
Cook Wheeling	Waste Mgt.- Northwest/Wheeling Transfer Station 0313240004	Waste Management of Illinois Inc. 3003 Butterfield Road Oak Brook, Ill. 60521 630-572-8800	Waste Management of Illinois Inc. 350 Sumac Road, P.O. Box 396 Wheeling, Ill. 60090 847-520-7200
Cook Alsip	Waste Mgt.-South Suburbs/Recycle America 0313360003	Waste Management of Illinois Inc. 720 E. Butterfield Road Lombard, Ill. 60148 630-572-8800	Waste Management of Illinois Inc. 11549 S. Austin Alsip, Ill. 60482 708-422-2225
Cook Forest View	West Cook Transfer Station (new) 0310930005 (opened summer 1997)	Foster Wheeler Midwest Perryville Corporate Park Clinton, N.Jer. 08809 708-396-0100	Midwest Transfer Services Inc. Box 49 Mokena, Ill. 60448 708-458-0521
Cook Glenview	Wheeling Township Transfer Station 0310630059	Solid Waste Agency of Northern Cook Co. 1616 E. Golf Road Des Plaines, Ill. 60016 847-296-9200	Groot Recycling & Waste Services Inc. 1759 Elmhurst Road Elk Grove Village, Ill. 60007 773-242-1977
DuPage West Chicago	DuKane Transfer Facility 0430905819 (New 3-10-99)	Brazos Nationwide Properties LP 2911 Turtle Creek Blvd., Suite 1240 Dallas, Tex. 75219 214-522-7296	BFI Waste Systems of North America Inc. 325 East Fullerton Ave. Carol Stream, Ill. 60186 630-761-2820
DuPage West Chicago	DuPage Yard Waste Transfer Station 0430905794 (opened 4-17-96)	Bill Brown Enterprises 2 N. 035 Indian Knoll Road West Chicago, Ill. 60185 630-876-8900	Bill Brown Enterprises 1195 W. Washington St. West Chicago, Ill. 60185 630-876-8900
Edgar Paris	Paris Transfer Station 0458080003	City of Paris City Building Paris, Ill. 61944 217-465-7601	Ingrum Waste Disposal 501 Grandview Ave. Paris, Ill. 61944 217-465-3335
Henry Kewanee	Kewanee Solid Waste Transfer Station 0730650023	City of Kewanee 200 W. Third St. Kewanee, Ill. 61443 309-852-2611	City of Kewanee 200 W. Third St. Kewanee, Ill. 61443 309-852-2611
Jefferson Mt. Vernon	Mt. Vernon Transfer Station 0818100011	Republic Industries Inc. 110 S.E. 6th St., 28th Floor Ft. Lauderdale, Fla. 33301 954-769-7200	Continental Waste Industries of Ill. Inc. 1540 Landfill Road DeSoto, Ill. 62954 618-867-2356
JoDaviess Elizabeth	Montgomery Trucking 0850155009 (new 7-24-97)	Montgomery Trucking 929 Fulton St. Galena, Ill. 61036 815-777-0672	Montgomery Trucking 929 Fulton St. Galena, Ill. 61036 815-777-0672
Kane Elburn	Speedway Disposal & Recycling 0898030004	New Horizons Ltd. Box 461 Geneva, Ill. 60134 630-232-4377	Speedway Disposal & Recycling P.O. Box 461 Geneva, Ill. 60134 630-232-7070
Kankakee Momence	Apollo Disposal Service Transfer Station (new) 0910650003 (opened July 1997)	Apollo Disposal Service 120 E. Industrial Dr., P.O. Box 701 Momence, Ill. 60954 815-472-3332	Apollo Disposal Service 120 E. Industrial Dr., P.O. Box 701 Momence, Ill. 60954 815-472-3332

Appendix F: Solid Waste Transfer Station Owners and Operators

County Municipality	Facility Identification No.	Owner	Operator
Randolph Sparta	Randolph County Transfer Station 1570600020	Continental Waste Industries of Ill. Inc. Rural Route 1, P.O. Box 750 DeSoto, Ill. 62924 618-867-2356	Republic Industries Inc. 110 SE 6th St., 28th Floor Ft. Lauderdale, Fla. 33301 954-713-5200
Sangamon Springfield	Waste Management/ Springfield Transfer Station 1671200127	Waste Management of Illinois Inc. 3000 E. Ash St. Springfield, Ill. 62703 217-523-5497	Waste Management of Illinois Inc. 3000 E. Ash St. Springfield, Ill. 62703 217-523-5497
Shelby Shelbyville	Shelbyville Disposal Service Transfer Station 1738170003	Shelbyville Disposal Service Inc. West Route 16, P.O. Box 143 Shelbyville, Ill. 62565 217-774-5625	Shelbyville Disposal Service Inc. West Route 16, P.O. Box 143 Shelbyville, Ill. 62565 217-774-5625
Warren Monmouth	Monmouth Municipal Transfer Station 1878080001	City of Monmouth 112 N. Main St. Monmouth, Ill. 61462 309-734-2141	City of Monmouth 112 N. Main St. Monmouth, Ill. 61462 309-734-2141
Whiteside Morrison	Whiteside County Landfill #2 Transfer Station 1958140003 (closed Aug. 1996)	Whiteside County 18819 Lincoln Road Morrison, IL 61270 815-772-7308	Waste Management of Illinois Inc. 18525 Lincoln Road Morrison, Ill. 61270 815-772-7308
Will Rockdale	Banner-Western Transfer & Recycling Center 1970850012	Waste Management of Illinois Inc. 3003 Butterfield Road Oak Brook, Ill. 60521 630-572-8800	Waste Management of Illinois Inc. 2100 Moen Ave. Rockdale, Ill. 60434 815-725-4200
Will Joliet	CDT Transfer Material Recovery Facility 1970450096 (opened 4-30-96)	CDT Transfer Material Recovery Facility 2851 Mound Road Joliet, Ill. 60436 815-741-0736	CDT Transfer Material Recovery Facility 2851 Mound Road Joliet, Ill. 60436 815-741-0736
Will Joliet	Citiwaste Transfer Station 1978093002	Citiwaste Inc. 808 S. Joliet St. Joliet, Ill. 60434 815-723-3200	Citiwaste Inc. 808 S. Joliet St. Joliet, Ill. 60434 815-723-3200
Will Bolingbrook	E.C. Rizzi & Assoc. (new) 1974155082 (opened 9-19-97)	Joan Tameling 7500 S. Madison St. Willowbrook, Ill. 60521 630-323-7171	E.C. Rizzi & Assoc. Inc. 31 W 310 Schoger Drive Naperville, Ill. 60564 630-898-3333
Will Wilmington	TCD Services Transfer Station 1971100003 (closed 1998)	Waste Management of Illinois Inc. 3003 Butterfield Road Oak Brook, Ill. 60521 630-572-8800	Waste Management of Illinois Inc. 3033 Butterfield Road Oak Brook, Ill. 60521 630-562-8800
Williamson Herrin	Herrin Solid Waste Transfer Station 1990400014 (inactive Dec. 1998)	City of Herrin 300 N. Park Ave. Herrin, Ill. 62948 618-942-6166	Southern Illinois Transfer Stations Inc. 716 Skyline Dr. Marion, Ill. 62959 618-997-9561
Williamson Marion	Marion Transfer Station 1998560011	City of Marion 100 Tower Square Plaza Marion, Ill. 62959 618-997-2592	Continental Waste Industries of Ill. Inc. 1540 Landfill Road DeSoto, Ill. 62954 618-867-2356
Winnebago Roscoe	Waste Management/ Rockford Transfer Station 2010400008	Waste Management of Wisconsin Inc. West 124 North, 8925 Boundary Road Menomonee Falls, Wis. 53051 414-251-4000	Waste Management of Wisconsin Inc. 13125 N. 2nd St. Roscoe, Ill. 61073 815-389-6180

Ran75w (Ran

Appendix G: Solid Waste Transfer Stations Ranked by Wastes Received: 1998

	Municipality	County	Tons	Tons Per Day	Rank	Remarks	Page
Waste Mgt.-Metro/Stickney Trans. Stn.	Stickney	Cook	452,582	1,780	1		R2.75
Groot Industries/Chicago Trans. Stn.	Chicago	Cook	352,824	1,153	2		R2.52
Waste Mgt.-Metro/Chicago Trans. Stn.	Chicago	Cook	338,472	1,382	3		R2.74
Shred-All Recycling Systems Trans. Stn.	Chicago	Cook	338,000	1,340	4		R2.67
34th Street Material Recov. & Recyc. Facility	Chicago	Cook	334,431	1,340	5		R2.29
D & D Disposal Service Trans. Stn.	Chicago	Cook	313,200	1,205	6		R2.45
Waste Mgt.-Northwest/Wheeling TS	Wheeling	Cook	275,000	1,074	7		R2.76
National Recovery Trans. Stn.	Chicago	Cook	273,840	978	8		R2.61
Arc Disposal Co. Trans. Stn.	Mt. Prospect	Cook	266,250	986	9		R2.32
Wheeling Township Trans. Stn.	Glenview	Cook	266,079	1,023	10		R2.79
BFI - Melrose Park Trans. Stn.	Melrose Park	Cook	250,000	1,750	11	New, Feb. 1998	R2.36
Medill Material Recov. & Recyc. Facility	Chicago	Cook	243,000	972	12		R2.59
CID Material Recov. & Recyc. Facility	Chicago	Cook	240,483	932	13		R2.42
BFI Wst. Stms. of North America	Chicago	Cook	215,500	828	14		R2.38
Liberty Waste/McCook Transfer Station	McCook	Cook	197,000	850	15	New 8-1-97	R2.58
USA Waste Serv./Chicago Trans. Stn.	Chicago	Cook	195,750	753	16		R2.73
BFI - Evanston Trans. Stn.	Evanston	Cook	195,000	650	17		R2.35
BFI - Northbrook Trans. Stn.	Northbrook	Cook	191,000	350	18		R2.37
Waste Mgt.-S. Suburbs/Recycle America	Alsip	Cook	131,893	507	19		R2.77
American Disp. Serv. of Bloomington TS	Bloomington	McLean	124,373	478	20		R4.16
Chicago Disposal Trans. Stn.	Chicago	Cook	119,600	460	21		R2.41
West Cook Trans. Stn.	Forest View	Cook	113,760	406	22	New Summer 1997	R2.78
National/Speelman Trans. Stn.	Chicago	Cook	105,363	403	23		R2.62
Homewood Scavenger Service TS	East Hazel Crest	Cook	103,480	380	24		R2.54
Star Disposal Service Trans. Stn.	Park Forest	Cook	94,120	362	25		R2.69
Speedway Disposal & Recycling	Elburn	Kane	91,000	350	26		

Appendix G: Solid Waste Transfer Stations Ranked by Wastes Received: 1998

	Municipality	County	Tons		Rank	Remarks	Page
			Tons	Per Day			
Wigand Recycling & Transfer Facility	Chillecothe	Peoria	1,378	4	50		R3.20
Monticello Trans. Stn.	Monticello	Piatt	1,320	N/A	51		R4.18
Savanna Solid Waste Trans. Stn.	Savanna	Carroll	1,125	9	52		R1.20
Best Lawns Trans. Stn.	Streamwood	Cook	658	N/A	53		R2.34
Area Disposal Trans. Stn.	Lincoln	Logan	0	0	54	Inactive, 1998	R5.11
Bethalto Waste Transfer Facility	Bethalto	Madison	N/A	N/A	N/A		R6.13
Bloomington Bulk Transfer Station	Bloomington	McLean	N/A	N/A	N/A	New, 1-13-97	R4.17
CDT Transfer Material Recovery Facility	Joliet	Will	N/A	N/A	N/A		R2.40
E.C. Rizzi & Assoc.	Bolingbrook	Will	N/A	N/A	N/A	New, 9-19-97	R2.48
Granite City Landscape Transfer	Granite City	Madison	N/A	N/A	N/A	New, 2-18-97	R6.15
Great Lakes Disposal Trans. Stn.	Blue Island	Cook	N/A	N/A	N/A		R2.50
Groen Waste Trans. Stn.	Blue Island	Cook	N/A	N/A	N/A		R2.51
Groot Industries/McCook Trans. Stn.	McCook	Cook	N/A	N/A	N/A		R2.53
Lake Forest Transfer Facility	Lake Forest	Lake	N/A	N/A	N/A	New, 1-28-98	R2.55
Mendota Solid Waste Transfer Station	Mendota	LaSalle	N/A	N/A	N/A		R1.17
Montgomery Trucking	Elizabeth	JoDaviess	N/A	N/A	N/A	New, 7-24-97	R1.18
Mr. K's Garden & Mat'l. Center TS	Park Ridge	Cook	N/A	N/A	N/A		R2.60
Nameoki Township Transfer Station	Granite City	Madison	N/A	N/A	N/A		R6.16
Northwest Mat'l. Recov. & Recyc. Facility	Chicago	Cook	N/A	N/A	N/A		R2.63
Ravenswood Disposal Service TS	Chicago	Cook	N/A	N/A	N/A		R2.64
Riverdale Recycling	Riverdale	Cook	N/A	N/A	N/A	New, 12-19-97	R2.65
Rolling Meadows Trans. Stn.	Rolling Meadows	Cook	N/A	N/A	N/A	New, 3-1-99	R2.66
Suburban Transfer Station	Crestwood	Cook	N/A	N/A	N/A		R2.70
TCD Services Trans. Stn.	Wilmington	Will	N/A	N/A	N/A	Closed, 1998	R2.71
United Disposal of Bradley Trans. Stn.	Bradley	Kankakee	N/A	N/A	N/A		R2.72
Waste Management/Springfield TS	Springfield	Sangamon	N/A	N/A	N/A		R5.13
Totals			6,480,400	25,390			
Average							

N/A Did not voluntarily report the amount accepted in 1998.

**Landscape Waste
Compost Facility
Owners and Operators
Alphabetic by Facility**

Appendix H: Landscape Waste Compost Facility Owners and Operators

	Municipality	Owner	Operator	Status	Page
BFI Modern Landfill	Belleville	BFI Wst. Stms. of North America Inc.	BFI Wst. Stms. of North America Inc.	A	R6.19
Brickyard Disposal & Recycling	Danville	Brickyard Disposal & Recycling Inc.	City of Danville	A	R4.22
CDT Landfill Corp.	Joliet	CDT Landfill Corp.	CDT Landfill Corp.	A	R2.80
Centralia Landscape & Waste Recyc.	Centralia	City of Centralia, Public Works	City of Centralia, Public Works	A	R6.20
Chicago Botanic Garden	Glencoe	Cook County Forest Preserve Dist.	Chicago Botanic Garden	A	R2.81
CID RDF #4 Compost Facility	Chicago	Waste Management of Illinois Inc.	Waste Management of Illinois Inc.	N	R2.82
Coles County Landfill	Charleston	Allied Waste Industries Inc.	Allied Waste Industries Inc.	A	R4.23
Crystal Lake Composting	Crystal Lake	City of Crystal Lake, Engineering Dept.	City of Crystal Lake, Engineering Dept.	A	R2.83
D & L Landfill	Greenville	D & L Landfill Inc.	D & L Landfill Inc.	IA	R6.21
DeKalb County Landfill	DeKalb	Waste Management of Illinois Inc.	Waste Management of Illinois Inc.	A	R1.23
Dirksen Parkway Compost Facility	Springfield	Secretary of S 0.75 133 26.25 609.75 544.5 13.5 re f BT 116.25 615 TD 0 0 0 rg -33 26.25 609.75 5			

Appendix H: Landscape Waste Compost Facility Owners and Operators

	Municipality	Owner	Operator	Status	Page
Thelen Sand & Gravel	Antioch	Thelen Sand & Gravel	Thelen Sand & Gravel	A	R2.98
Upper Rock Island County Landfill	East Moline	Upper Rock Island County Landfill	Upper Rock Island County Landfill	A	R3.26
Willow Ranch Composting Facility	Romeoville	Land & Lakes Co.	Willow Ranch Composting Facility	A	R2.99
Winnetka Municipal	Winnetka	Village of Winnetka	DK Recycling Systems Inc.	A	R2.100

Status: A = Active C = Closed IA = Inactive N = New (Opened in 1998)
 N/A = Did not report; permit has not expired

**Landscape Waste
Compost Facility
Owners and Operators
Alphabetic by County**

Appendix I: Landscape Waste Compost Facility Owners and Operators

County Municipality	Facility Identification No.	Owner	Operator
Grundy Morris	Environtech 0638140002 (Closed in 1997)	Environtech Inc.* 1800 N. Ashley Road Morris, Ill. 60450 815-942-1800	Environtech Inc.* 1800 N. Ashley Road Morris, Ill. 60450 815-942-1800
Kane Elgin	Elgin Compost Facility 0894380047 (City LSW's only)	City of Elgin 150 Dexter Court Elgin, Ill. 60120 847-931-5955	City of Elgin 150 Dexter Court Elgin, Ill. 60120 847-931-5955
Kankakee Kankakee	Starlight Drive-in Compost Facility 0918045001 (new, open 3-18-98)	City of Kankakee 401 West Oak St. Kankakee, Ill. 60901 815-933-8472	City of Kankakee 401 West Oak St. Kankakee, Ill. 60901 815-933-8472
Kendall Bristol	Green Organics Inc. 0938010005 (Formerly Scotts Composting)		

Appendix I: Landscape Waste Compost Facility Owners and Operators

County Municipality	Facility Identification No.	Owner	Operator
Sangamon Springfield	Dirksen Parkway Compost Facility 1671200110 (AKA Secretary of State)	Secretary of State, Physical Services Room 189, Howlett Building Springfield, Ill. 62756 N/A	Secretary of State, Physical Services 2901 S. Dirksen Parkway Springfield, Ill. 62702 N/A
Sangamon Springfield	Sangamon One 1671200134 (only brush-chipping)	City of Springfield Rm. 100, Municipal Building Springfield, Ill. 62701 217-789-2327	City of Springfield Rm. 100, Municipal Building Springfield, Ill. 62701 217-789-2327
St. Clair Belleville	BFI Modern Landfill Compost Facility 1630100022	BFI Waste Systems of N. America Inc. 3521 Centreville Ave. Belleville, Ill. 62223 618-235-9625	BFI Waste Systems of N. America Inc. 3521 Centreville Ave. Belleville, Ill. 62223 618-235-9625
St. Clair Madison	Milam RDF Compost Facility 1630450001	Waste Management of Illinois Inc. 601 Madison Road East St. Louis, Ill. 62201 618-271-6788 x 122	Waste Management of Illinois Inc. 601 Madison Road East St. Louis, Ill. 62201 618-271-6788 x 122
Stephenson Freeport	Freeport Municipal Landfill #4 1770200015	City of Freeport 230 W. Stephenson St. Freeport, Ill. 61032 815-235-8204	City of Freeport 230 W. Stephenson St. Freeport, Ill. 61032 815-235-8204
Tazewell Pekin	Pekin Composting Facility 1790600019	J. D. Mahoney (Pekin Recycling Center) 14379 Illinois Route 29 Pekin, Ill. 61554 309-347-7166	City of Pekin 400 Margaret St. Pekin, Ill. 61554 N/A
Vermilion			

**Landscape Waste
Compost Facilities
Ranked by
Wastes Received**

1998

Appendix J: Landscape Waste Compost Facilities Ranked by Wastes Received: 1998

	Municipality	County	Tons/Year	Rank	Remarks	Page
BFI Modern Landfill	Belleville	St. Clair	34,334	1		R6.19
Thelen Sand & Gravel	Antioch	McHenry	34,244	2		R2.98
Land & Lakes/Wheeling	Deerfield	Lake	32,560	3		R2.93
CDT Landfill Corp.	Joliet	Will	30,458	4		R2.80
Green Organics Inc.	Bristol	Kendall	20,731	5	Formerly Scotts	R2.87
Milam RDF	Madison	St. Clair	20,392	6		R6.22
Rockford Composting Facility	Cherry Valley	Winnebago	15,834	7	New owner in 2000	R1.27
DeKalb County Landfill	DeKalb	DeKalb	14,587	8		

Appendix J: Landscape Waste Compost Facilities Ranked by Wastes Received: 1998

	Municipality	County	Tons/Year	Rank	Remarks	Page
Red Bud Composting Facility	Red Bud	Randolph	155	46	Inactive	R6.24
Centralia Landscape & Waste Recyc.	Centralia	Marion	60	47		R6.20
Starlight Drive-in Compost Facility	Kankakee	Kankakee	22	48	New, 3-18-98	R2.97
Dirksen Parkway Compost Facility	Springfield	Sangamon	11	49	AKA Sec. of State	R5.14
Meadowview Yard Waste Conversion	Grayslake	Lake	0	0	Closed, 3-20-98	R2.96
D & L Landfill	Greenville	Bond	N/A	N/A	Inactive	R6.21
Total			335,354			

N/A Did not report waste accepted, permit has not expired.

**Contact List for
Solid Waste Planning
and Recycling
Alphabetic by County**

Appendix K: Contact List For Solid Waste Planning and Recycling

County	Organization	Contact	Phone
Adams	Adams County Health Department	Mr. Leonard Schnellbecker	

Appendix K: Contact List For Solid Waste Planning and Recycling

County	Organization	Contact	Phone
LaSalle	LaSalle Co. Dept. of Environmental Services & Land Use		

**Adoption Dates
And Updates for
Solid Waste
Management Plans
Alphabetic by County**

Appendix L: Adoption Dates and Updates for Solid Waste Management Plans

County	Organization	Original Plan		Updated Plan	
		Adopted	Readopted	Completed	Due Date
Adams	Adams County Health Department	1-13-93	8-10-93		8-10-98
Alexander	Alexander County Commissioners	4-20-94	9-20-94		9-20-99
Bond	Bond County Health Department	2-7-95	1-2-96		1-2-01
Boone	Boone County Government	2-23-95			2-23-00
Brown	Two Rivers Regional Council of Public Officials	2-14-95	9-11-95		9-11-00
Bureau	Bureau County	6-13-95			6-13-00
Calhoun	Calhoun County	6-6-96			6-6-01
Carroll	JoDaviess/Carroll County Solid Waste Agency	2-16-95			2-16-00
Cass	Two Rivers Regional Council of Public Officials	2-27-95	9-11-95		9-11-00
Champaign	Champaign County Administrator's Office	2-19-91		11-19-96	11-19-01
Christian	Christian County Solid Waste Management Department	7-12-94	10-11-94		10-11-99
Clark	Coles County Regional Planning & Devel. Commission	7-12-96			7-12-01
Clay	Clay County Health Department	7-9-96			7-9-01
Clinton	Clinton County Health Department	3-20-95	1-15-96		1-15-01
Coles	Coles County Regional Planning & Devel. Commission	7-9-96			7-9-01
Cook	Cook County Department of Environmental Control	5-7-95			5-7-01
	Chicago Department of Environment	3-25-92		12-1-97	12-1-02
	Solid Waste Agency of Northern Cook County	4-10-91			NA
	South Suburban Ma Tw (South Suburban Ma Tw n.75gand243 0 75gAsso TTc 0 Tw (3-20-) W Tw n.75gand243 0 Tj				247.52

Appendix L: Adoption Dates and Updates for Solid Waste Management Plans

County	Organization	Original Plan		Updated Plan	
		Adopted	Readopted	Completed	Due Date
LaSalle	LaSalle County Dept. of Env. Services & Land Use	11-7-91		11-7-96	11-7-01
Lawrence	Ambraw Valley Solid Waste Management	1-11-95	10-11-95		10-11-00
Lee	Lee County	8-18-93	9-18-93	10-20-98	10-20-03

**Municipal Waste
Generation and Recycling
Alphabetic by County**

Appendix M: Municipal Waste Generation and Recycling

County	County Seat	Pop. 7-1-98	Waste Generated			Waste Recycled		
			Latest Data	Tons	PCD	Latest Data	Tons	Percent
Adams	Quincy	67,851	1990	69,573	6	1997	18,274	26
Alexander	Cairo	10,585	1994	10,585	5.8	1994	463	4
Bond	Greenville	17,070	1990	6,577	2.4	1998	1,289	20
Boone	Belvidere	37,922	1991	23,248	4.2	1992	5,207	22
Brown ¹	Mt. Sterling	6,345	1994	2,965	2.7	1994	90	3
Bureau	Princeton	35,606	1997	22,228	3.4	1998	4,587	21
Calhoun	Hardin	4,960	1996	2,879	3.2	1996	36	1
Carroll ¹	Mount Carroll	16,941	1996	10,231	3.3	1998	2,194	21
Cass ¹	Virginia	13,223	1993	7,245	3	1993	117	2
Champaign	Urbana	168,473	1995	194,569	6.3	1995	43,948	23
Christian	Taylorville	34,608	1998	30,360	4.8	1998	9,399	24
Clark	Marshall	17,572	1994	19,121	6.5	1992	1,544	8
Clay	Louisville	14,450	1994	12,778	4.7	1994	2,989	23
Clinton	Carlyle	34,777	1998	17,215	2.7	1998	3,000	18
Coles	Charleston	51,312	1994	68,300	7.2	1992	5,010	7
Cook (subtotal)	Chicago	5,080,339		6,323,991			1,745,370	
(Chicago) ^{1&2}		2,692,071	1996	3,720,819	8.2	1996	1,060,206	29
(SSMMA)		537,215	1997	281,809	1.9	1997	59,313	21
(SWANCC)		714,053	1998	1,038,607	8	1998	289,273	28
(WCCSWA) ¹		517,000	1995	603,856	6.4	1998	161,178	27
Cook	Chicago	620,000	1997	678,900	6	1998	175,400	26
Crawford	Robinson	19,464	1998	16,340	4.6	1998	2,895	18
Cumberland	Toledo	11,172	1994	12,860	6.4	1992	1,035	8
DeKalb	Sycamore	84,169	1998	88,882	5.8	1998	43,894	49
DeWitt	Clinton	16,781	1992	10,148	3.4	1992	742	7
Douglas	Tuscola	19,782	1996	12,964	3.6	1996	880	7
DuPage	Wheaton	870,378	1996	926,895	5.8	1996	238,214	26
Edgar	Paris	19,905	1994	22,339	6.2	1992	1,091	5
Edwards	Albion	6,950	1998	5,819	4.6	1998	1,260	21
Effingham	Effingham	33,280	1995	17,288	3	1995	4,925	29
Fayette	Vandalia	21,604	1994	19,657	5.1	1994	4,158	21
Ford	Paxton	14,049	1997	7,948	3.1	1997	468	6
Franklin ¹	Benton	40,679	1998	35,739	4.8	1998	4,063	11
Fulton	Lewistown	38,405	1992	36,607	5.3	1992	1,358	4
Gallatin	Shawneetown	6,909	1998	3,783	3	1998	3	1
Greene	Carrollton	15,639	1996	11,572	4.1	1996	634	6
Grundy ¹	Morris	36,253	1997	42,570	6.5	1997	13,462	32
Hamilton	McLeansboro	8,621	N/A	N/A	N/A	N/A	N/A	N/A
Hancock	Carthage	21,146	1988	15,602	4	1988	280	2
Hardin	Elizabethtown	5,189	1994	5,487	5.8	1994	226	4
Henderson ^{1&2}	Oquawka	8,637	1998	7,911	5	1998	2,009	25
Henry ^{1&2}	Cambridge	51,453	1996	33,000	3.5	1998	2,522	8
Iroquois	Watseka	30,787	1996	28,599	5	1997	3,669	13
Jackson ^{1&2}	Murphysboro	61,154	1998	60,642	5.4	1998	10,029	17
Jasper	Newton	10,609	1997	3,485	1.8	1998	164	5
Jefferson	Mt. Vernon	38,966	1995	41,465	5.8	1995	3,380	8
Jersey	Jerseyville	19,355	1996	19,355	5	1996	1,009	5
JoDavies ¹	Galena	21,678	1998	12,697	3.2	1998	1,425	11
Johnson	Vienna	13,074	1994	13,153	5.8	1994	484	4
Kane ^{1&2}	Geneva	380,801	1998	582,960	6.9	1998	243,582	42
Kankakee	Kankakee	102,107	1998	126,715	6.8	1998	34,377	24

Appendix M: Municipal Waste Generation and Recycling

_____ Waste Generated _____

REPORT DOCUMENTATION PAGE	1. REPORT NO. IEPA/BOL/99-015	2.	3. Recipient's Accession No.
4. Title and Subtitle Nonhazardous Solid Waste Management and Landfill Capacity in Illinois: 1998		5. Report Date November 1999	
7. Author(s) Ellen Gambach, Solid Waste Management Section		6.	
9. Performing Organization Name and Address Illinois Environmental Protection Agency Bureau of Land 1021 North Grand Ave. East, Box 19276 Springfield, Illinois 62794-9276		8. Performing Organization Rept. No.	
12. Sponsoring Organization name and Address Illinois Environmental Protection Agency Bureau of Land 1021 North Grand Ave. East, Box 19276 Springfield, Illinois 62794-9276		10. Project/Task/Work Unit No. IEPA/BOL/99-015	
		11. Contract (C) or Grant (G) No. (C) (G)	
		13. Type of Report & Period Covered Annual: 1998	
15. Supplementary Notes		14.	
16. Abstract (Limit 200 words) This 12th annual report on municipal solid waste disposal and remaining landfill capacity is arranged by Illinois EPA administrative regions. Featured are specification pages describing the chief characteristics of 68 municipal solid waste landfills; their status (active, inactive, closed, under development); locations and hours of operation; tipping fees; quantities of wastes received in 1996, 1997 and 1998; remaining capacities on Jan. 1, 1998, and Jan. 1, 1999; solid waste management fees paid in 1998; names, addresses and phone numbers of landfill owners and operators. Quantities reported by landfills are given in gate cubic yards; as a convenience to the reader, those volumes are divided by 3.3 to provide rough equivalents in tons. The report also includes scaled-down specifications for 79 municipal solid waste transfer stations and 53 compost facilities. During 1998, 58 landfills reported receiving 44.8 million gate cubic yards of waste. This volume was 4.4 million gate cubic yards more than the total received during 1997, a 10 percent increase. As of Jan. 1, 1999, 56 landfills reported remaining capacities totaling 749.3 million gate cubic yards, or 126.3 million gate cubic yards more than on Jan. 1, 1998, an increase of 20 percent. Dividing wastes disposed during 1998 by capacity remaining on Jan. 1, 1999, suggests a landfill life expectancy in Illinois of 17 years, at current (1998) disposal rates, barring capacity adjustments, until capacity is depleted.			
17. Document Analysis a. Descriptors municipal solid waste solid waste landfills solid waste transfer stations landscape waste compost facilities b. Identifiers/Open-Ended Terms Illinois c. COSATI Field/Group			
18. Availability Statement Available from Illinois EPA or from NTIS		19. Security Class (This Report) Unclassified	21. No. of Pages 330
		20. Security Class (This Page) Unclassified	22. Price Free

State of Illinois
ENVIRONMENTAL PROTECTION AGENCY

Printed by Authority of
the State of Illinois
Oct-99 29788 1,250